



US00D642446S

(12) **United States Design Patent**
Roe et al.

(10) **Patent No.:** **US D642,446 S**

(45) **Date of Patent:** **** Aug. 2, 2011**

(54) **CABINET AND/OR DRAWER PULL**

(75) Inventors: **Megan Roe**, Roswell, GA (US); **Ryan Bishop**, Roswell, GA (US); **Jason Begin**, Roswell, GA (US)

(73) Assignee: **Newell Operating Company**, Atlanta, GA (US)

(**) Term: **14 Years**

(21) Appl. No.: **29/368,204**

(22) Filed: **Aug. 20, 2010**

(51) **LOC (9) Cl.** **08-06**

(52) **U.S. Cl.** **D8/320**

(58) **Field of Classification Search** D8/300,
D8/313, 315, 319, 320, DIG. 1; D6/549;
D7/394; 16/110.1, 415, 424; D99/11; 292/336.3
See application file for complete search history.

(56) **References Cited**

U.S. PATENT DOCUMENTS

D47,068 S	3/1915	Burns	
D116,604 S *	9/1939	Hefferman	D8/319
D175,751 S *	10/1955	Aleks	D8/317
D194,782 S *	3/1963	Watt, Jr.	D8/314
D208,689 S *	9/1967	Morgan	D8/317
D267,774 S *	2/1983	Pittenger	D8/317
D355,837 S	2/1995	Chieda	
D388,272 S *	12/1997	Moore	D6/549
D454,772 S *	3/2002	Dewald et al.	D8/320
D542,116 S	5/2007	Ricereto et al.	
D542,118 S *	5/2007	Fields	D8/317
D573,868 S *	7/2008	Ricereto	D8/315
D578,371 S *	10/2008	Matijevic	D8/316
D579,749 S	11/2008	Jou	
D580,252 S	11/2008	Hoernig	
D580,735 S	11/2008	Matijevic	
D580,736 S	11/2008	Matijevic	

D580,737 S	11/2008	Singtoroj	
D584,127 S	1/2009	Matijevic	
D584,593 S *	1/2009	Jou	D8/317
D587,556 S	3/2009	Marks	
D589,776 S	4/2009	Camp	
D592,483 S	5/2009	Ricereto	
D592,484 S	5/2009	Ricereto	
D600,529 S *	9/2009	Nicholson	D8/315
D600,997 S	9/2009	McConnell	
D602,334 S	10/2009	Hanes	
D602,335 S	10/2009	Hanes	
D604,586 S	11/2009	Rauk et al.	
D611,797 S *	3/2010	Koskela	D8/316
D613,576 S *	4/2010	Matijevic	D8/315
D621,238 S	8/2010	Rauk et al.	
D629,668 S *	12/2010	Mattson	D8/315

* cited by examiner

Primary Examiner — Paula Greene

(74) *Attorney, Agent, or Firm* — Taft Stettinius & Hollister LLP

(57) **CLAIM**

We claim the ornamental design for a cabinet and/or drawer pull, as shown and described.

DESCRIPTION

FIG. 1 is a perspective view of a cabinet and/or drawer pull of the present claimed design;
FIG. 2 is a side elevation view of the cabinet and/or drawer pull shown in FIG. 1, the opposite side elevation view being identical thereto;
FIG. 3 is a front elevation view of the cabinet and/or drawer pull shown in FIG. 1 the opposite rear elevation view being identical thereto;
FIG. 4 is a top plan view of the cabinet and/or drawer pull shown in FIG. 1; and,
FIG. 5 is a bottom plan view of the cabinet and/or drawer pull shown in FIG. 1.

1 Claim, 3 Drawing Sheets


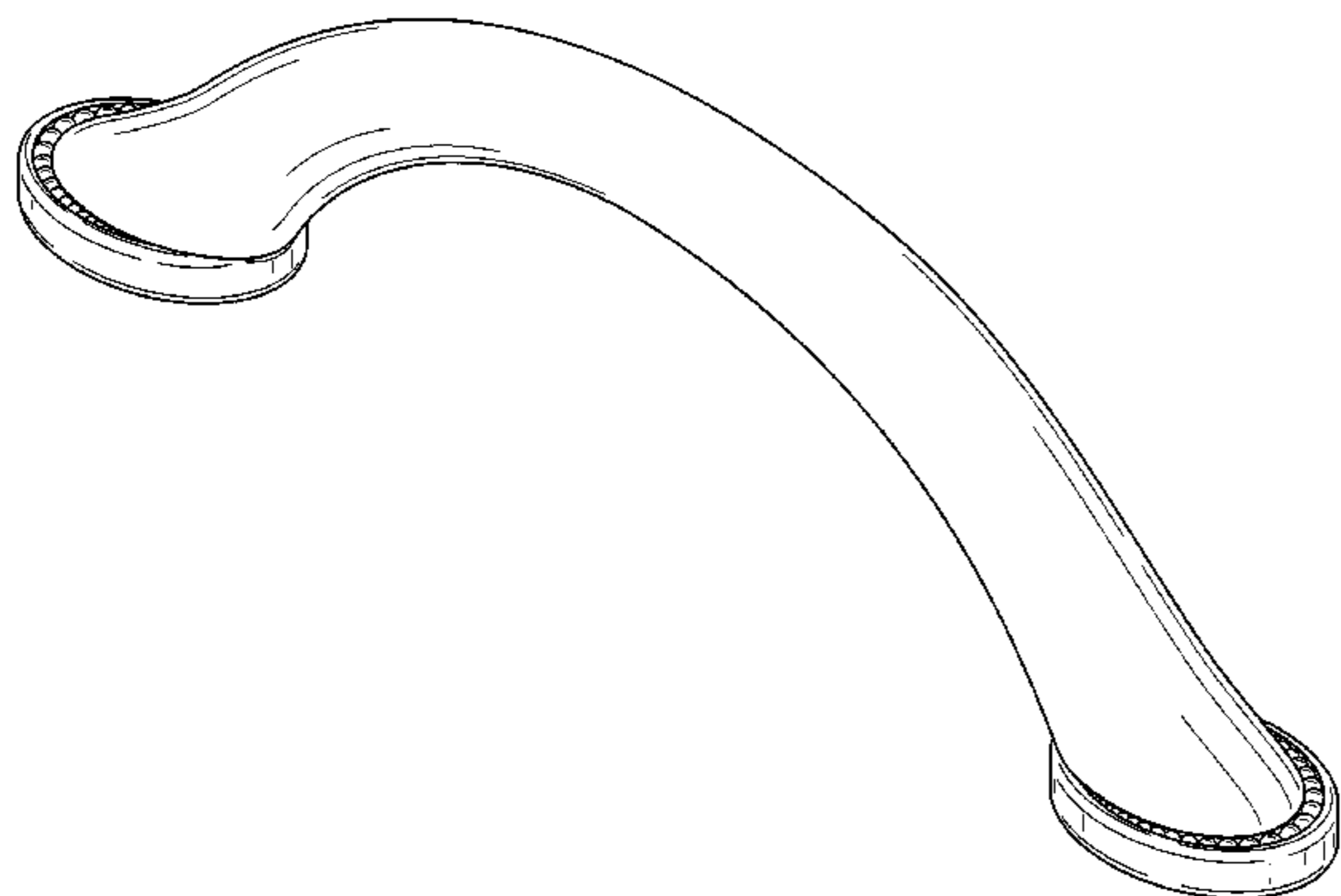




FIG. 1

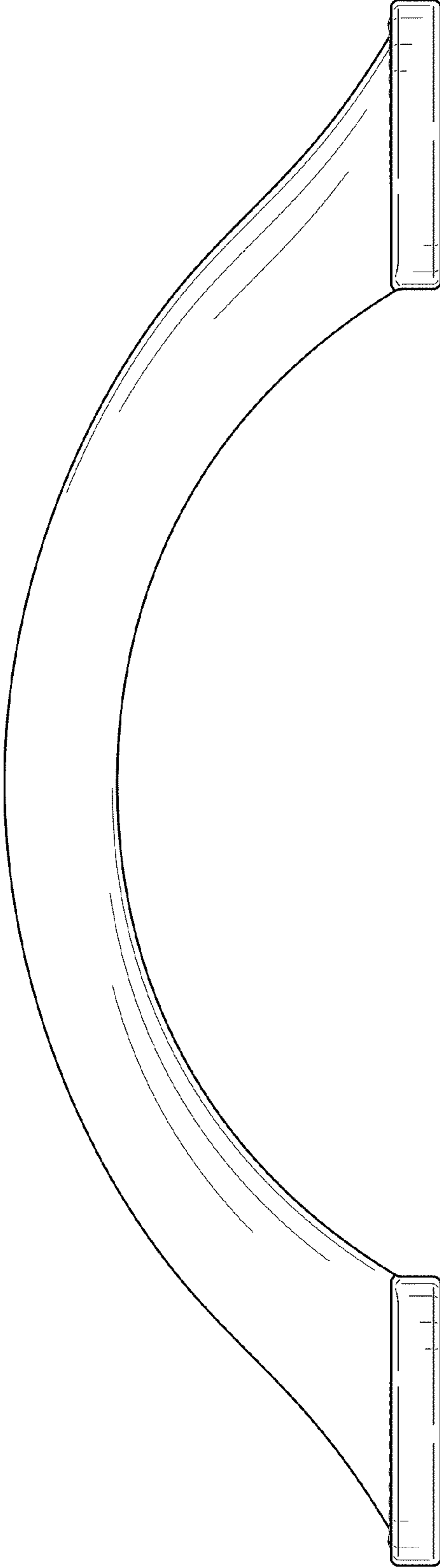


FIG. 2

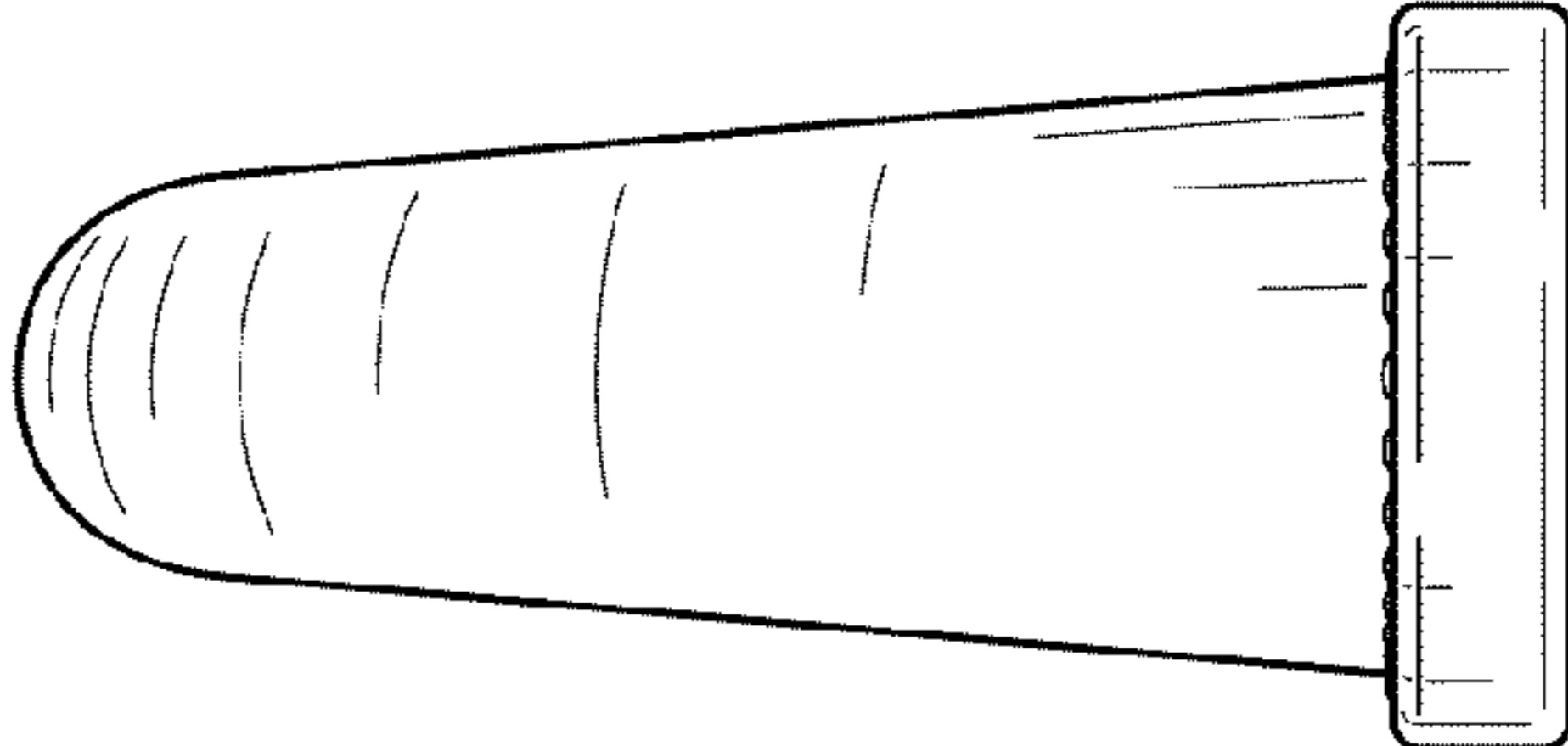


FIG. 3




FIG. 4

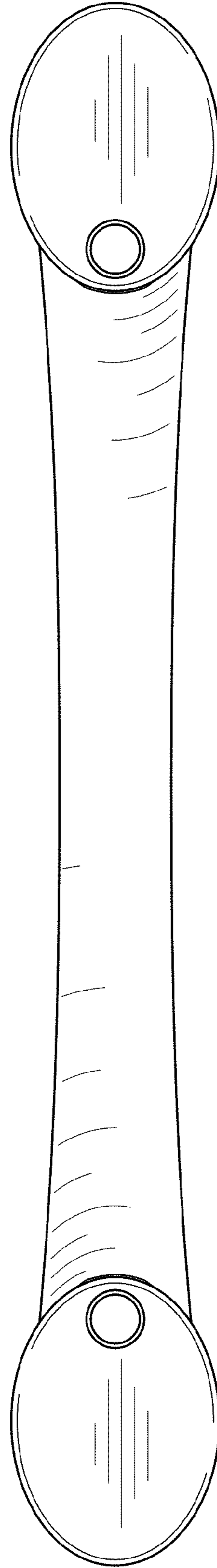


FIG. 5