



US00D642429S

(12) **United States Design Patent**
Rae

(10) **Patent No.:** **US D642,429 S**
(45) **Date of Patent:** **** Aug. 2, 2011**

- (54) **COOKWARE SIDE HANDLE**
- (75) Inventor: **Robert A. Rae**, Las Vegas, NV (US)
- (73) Assignee: **Meyer Intellectual Properties Limited**
(VG)
- (**) Term: **14 Years**
- (21) Appl. No.: **29/372,973**
- (22) Filed: **Feb. 11, 2011**
- (51) **LOC (9) Cl.** **07-02**
- (52) **U.S. Cl.** **D7/394**
- (58) **Field of Classification Search** D7/354-361,
D7/391, 393-395, 396.2, 514, 664; D8/107,
D8/300, 301, 306, 315, 316, 317, 319, 320,
D8/321; 16/430, 431, 110.1, 114.1, 407,
16/416, 429, 443, 441; 220/377, 573.1-573.5,
220/752, 753, 755, 756, 760, 772, 773, 912;
D3/318; 138/121, 145, 173
See application file for complete search history.

D528,353 S *	9/2006	Brady et al.	D7/360
D609,047 S *	2/2010	Rae	D7/394
D610,400 S *	2/2010	Pantaleo	D7/394
D615,351 S *	5/2010	Pantaleo	D7/394
D617,139 S *	6/2010	Rae	D7/394

* cited by examiner

Primary Examiner — Cynthia M Chin
(74) *Attorney, Agent, or Firm* — Edward S. Sherman

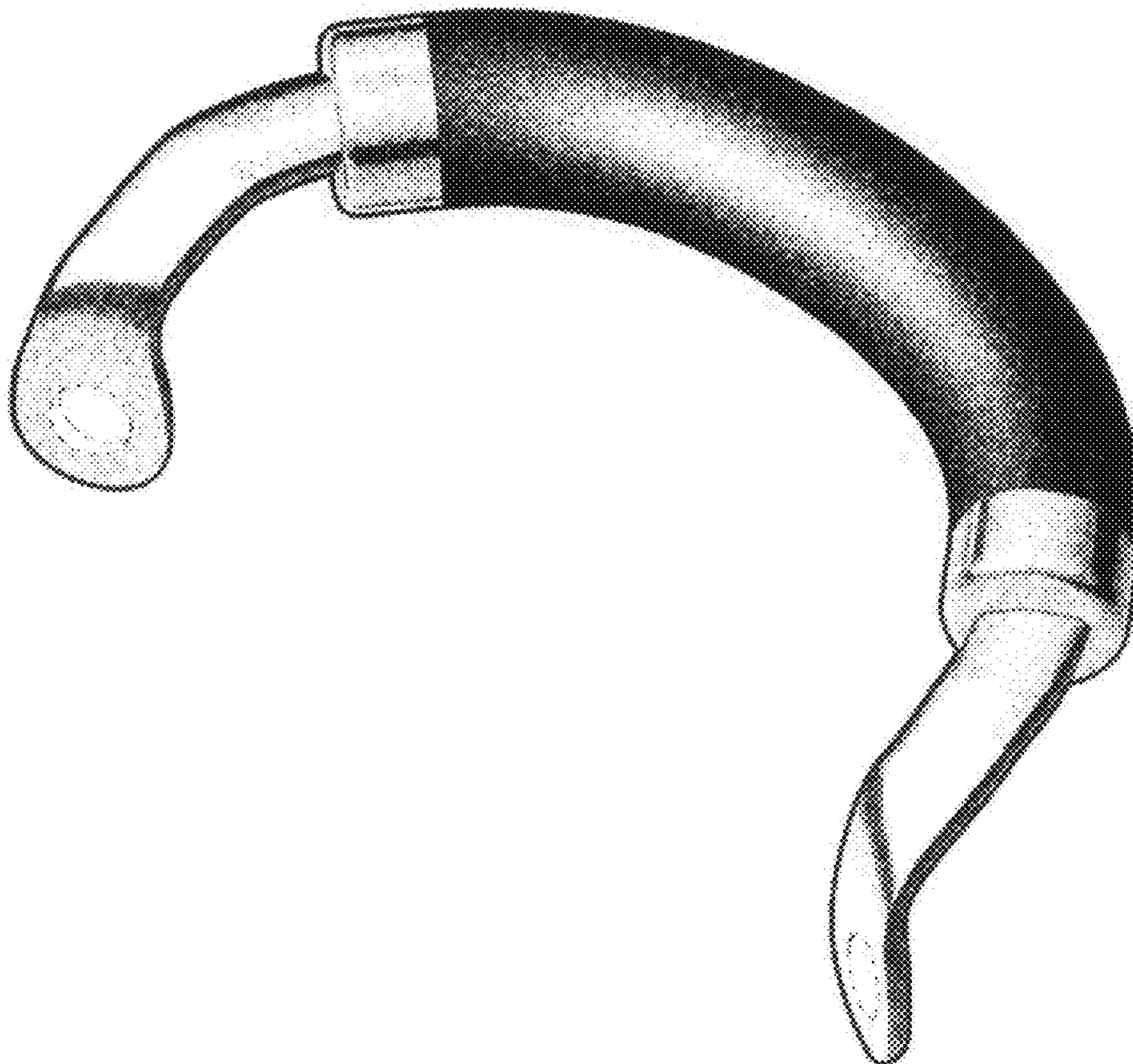
(57) **CLAIM**
The ornamental design for a cookware side handle, as shown and described.

DESCRIPTION

FIG. 1 is a perspective view of the “cookware side handle” showing my new design;
FIG. 2 is a right side elevation view thereof, the left side elevation being a mirror image thereof;
FIG. 3 is a top plan view thereof;
FIG. 4 is a bottom plan view thereof; and
FIG. 5 is a front elevational view thereof; and,
FIG. 6 is a back elevational view thereof.
The broken lines in FIGS. 1, 2, 5 and 6 are for illustrative purposes only, depicting the environment of the new design, forming no part thereof as claimed.

1 Claim, 3 Drawing Sheets

- (56) **References Cited**
- U.S. PATENT DOCUMENTS
- 4,059,867 A * 11/1977 Adamis 220/752
- D482,234 S * 11/2003 Rae D7/394
- D488,993 S * 4/2004 Denys D8/319



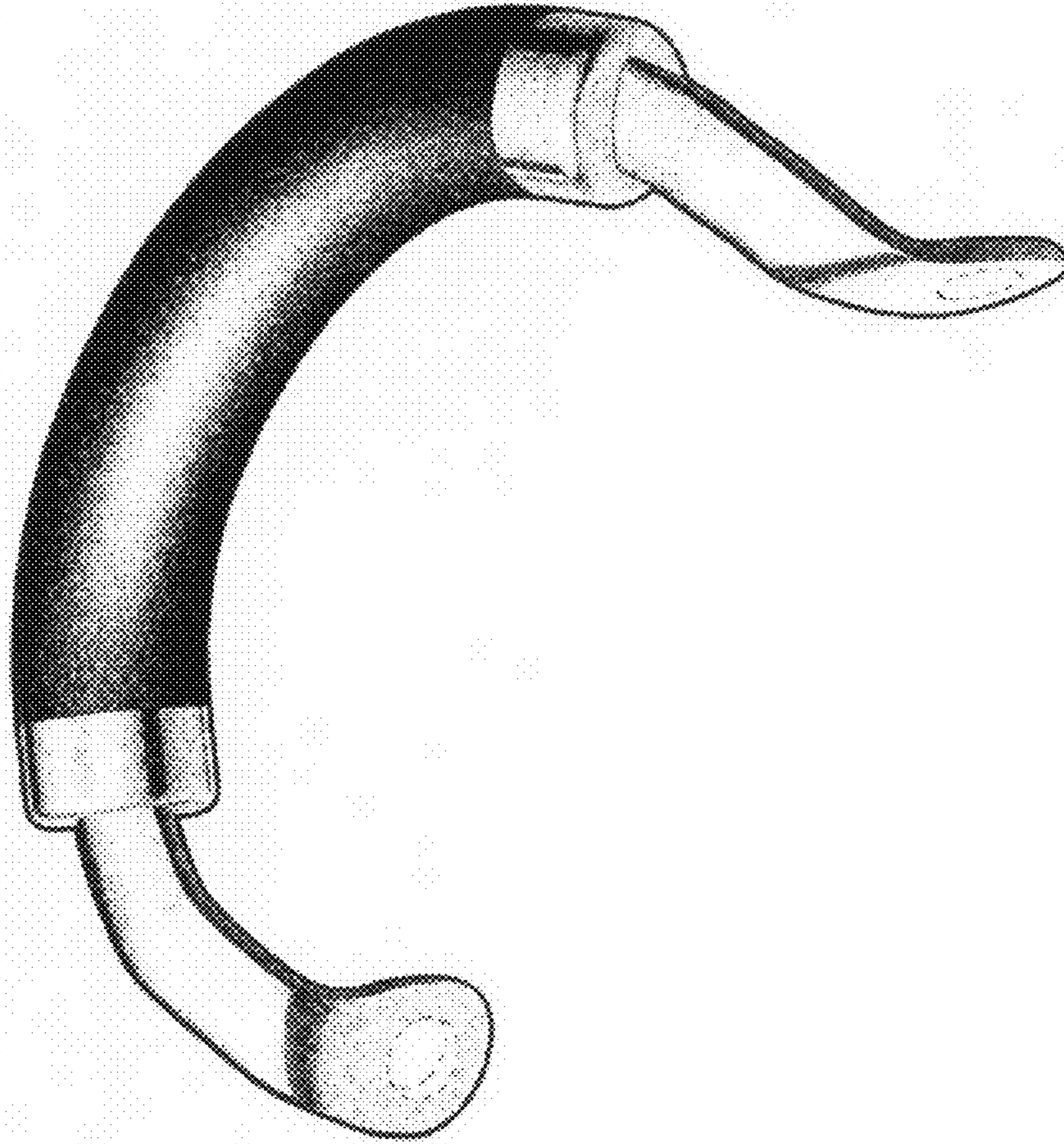


FIG. 1

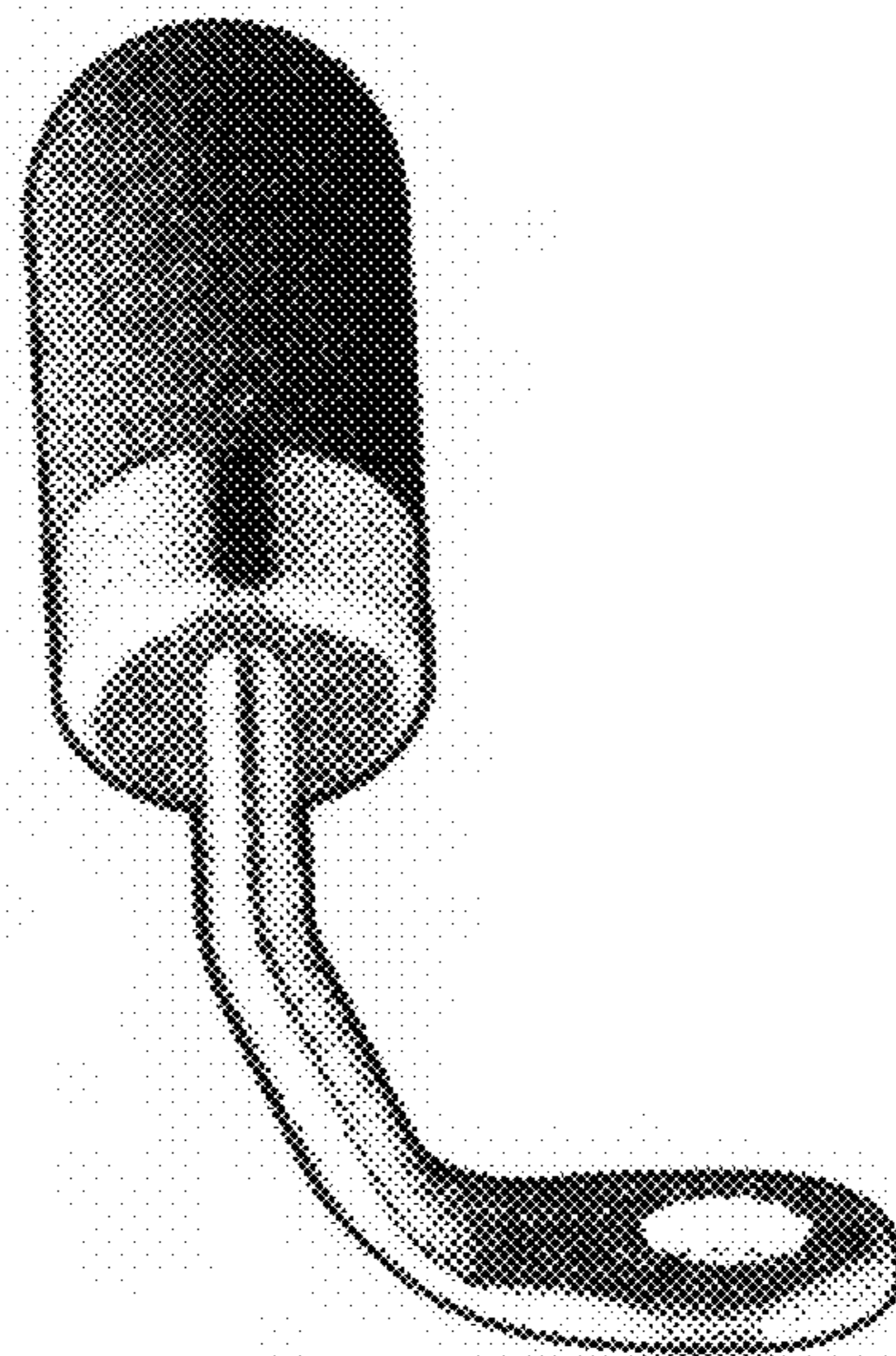


FIG. 2




FIG. 4




FIG. 3




FIG. 5




FIG. 6