



US00D642427S

(12) **United States Design Patent**
Rae

(10) **Patent No.:** **US D642,427 S**
(45) **Date of Patent:** **** Aug. 2, 2011**

(54) **CURVED FLAT COOKWARE SIDE HANDLE**

(75) Inventor: **Robert A. Rae**, Las Vegas, NV (US)

(73) Assignee: **Meyer Intellectual Properties Limited**
(VG)

(**) Term: **14 Years**

(21) Appl. No.: **29/372,415**

(22) Filed: **Nov. 16, 2010**

(51) **LOC (9) Cl.** **07-02**

(52) **U.S. Cl.** **D7/394**

(58) **Field of Classification Search** D7/354–361,
D7/391, 393–395, 396.2, 514, 664; D8/107,
D8/300, 301, 306, 315, 316, 317, 319, 320,
D8/321; 16/430, 431, 110.1, 114.1, 407,
16/416, 429, 443, 441; 220/377, 573.1–573.5,
220/752, 753, 755, 756, 760, 772, 773, 912;
D3/318; 138/121, 145, 173

See application file for complete search history.

(56) **References Cited**

U.S. PATENT DOCUMENTS

D59,534 S *	11/1921	Barcoff	D7/394
D426,107 S *	6/2000	Cheng	D7/393
D438,426 S *	3/2001	Yu et al.	D7/394
D445,642 S *	7/2001	Rae	D7/393
D493,349 S *	7/2004	Tetreault et al.	D8/317
D526,785 S *	8/2006	Brasset	D3/318
D559,032 S *	1/2008	Kellermann et al.	D7/354
D565,346 S *	4/2008	Bunting et al.	D7/394

D578,346 S *	10/2008	Rae	D7/394
D587,519 S *	3/2009	Cheng et al.	D7/360
D588,401 S *	3/2009	Rae	D7/394
D597,786 S *	8/2009	Molayem	D7/394
D598,703 S *	8/2009	Tetreault	D7/394
D610,400 S *	2/2010	Pantaleo	D7/394
D619,413 S *	7/2010	Rae	D7/394

* cited by examiner

Primary Examiner — Cynthia M Chin

(74) *Attorney, Agent, or Firm* — Edward S. Sherman

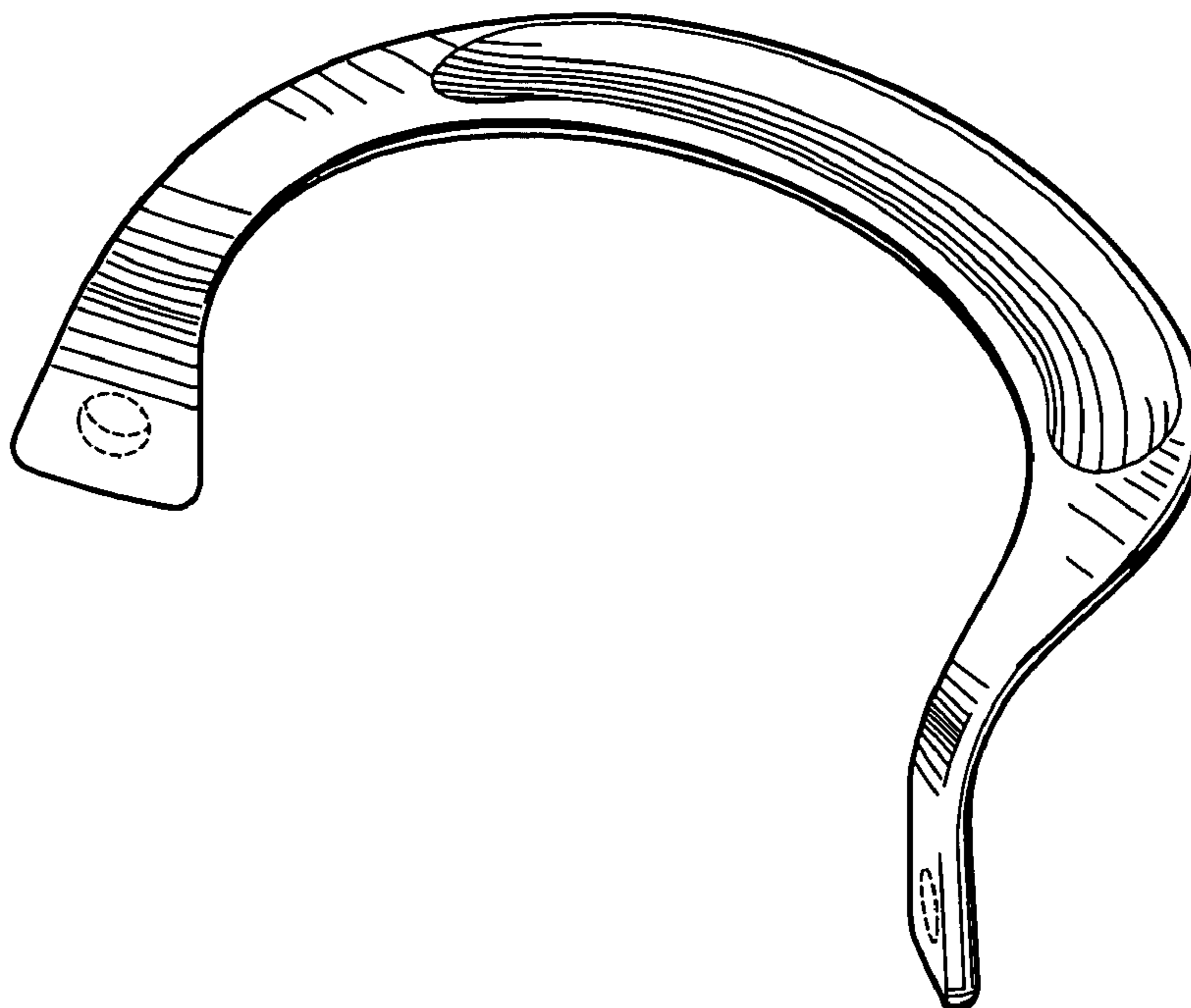
(57) **CLAIM**

The ornamental design for a curved flat cookware side handle, as shown and described.

DESCRIPTION

FIG. 1 is a perspective view of the “curved flat cookware side handle”, showing my new design;
FIG. 2 is a top plan view thereof;
FIG. 3 is a front elevation view thereof;
FIG. 4 is a right side elevation view thereof, the left side elevation being a mirror image thereof;
FIG. 5 is a bottom plan view thereof; and,
FIG. 6 is a back elevation view.
The broken lines in FIGS. 1, 3, 4 and 6 are for illustrative purposes only, depicting the environment of the new design, forming no part thereof as claimed.

1 Claim, 3 Drawing Sheets



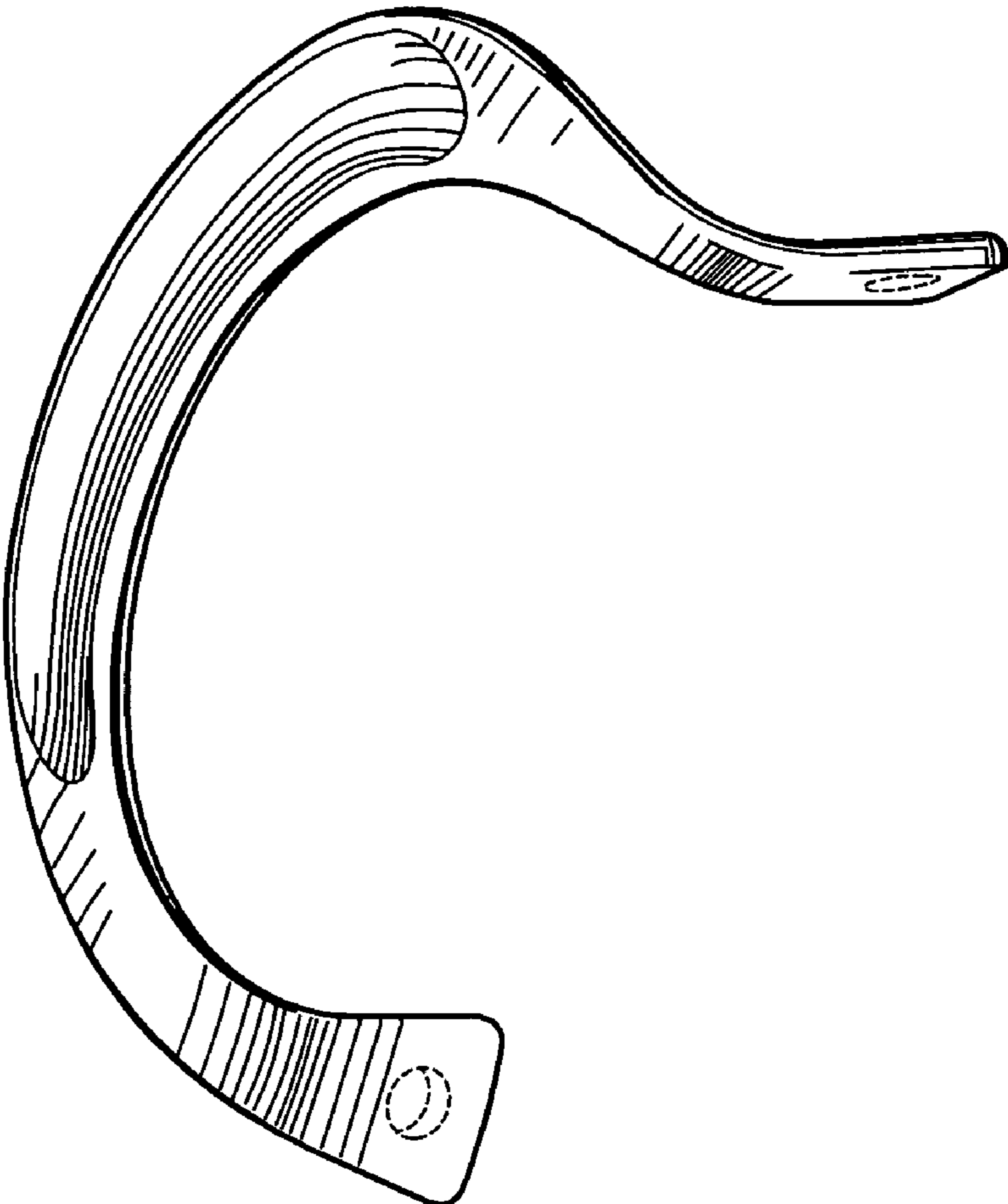


FIG.1

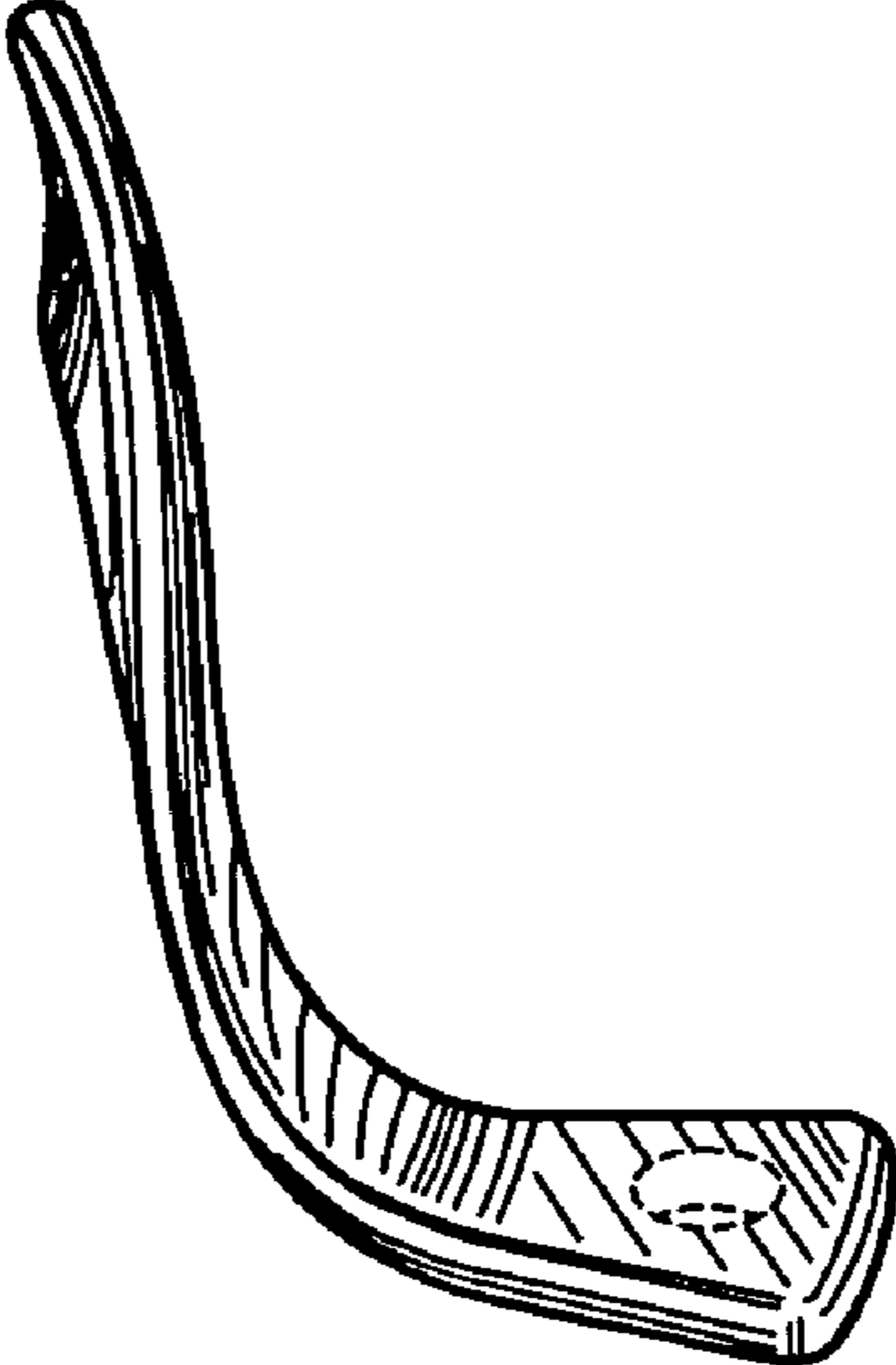


FIG.4

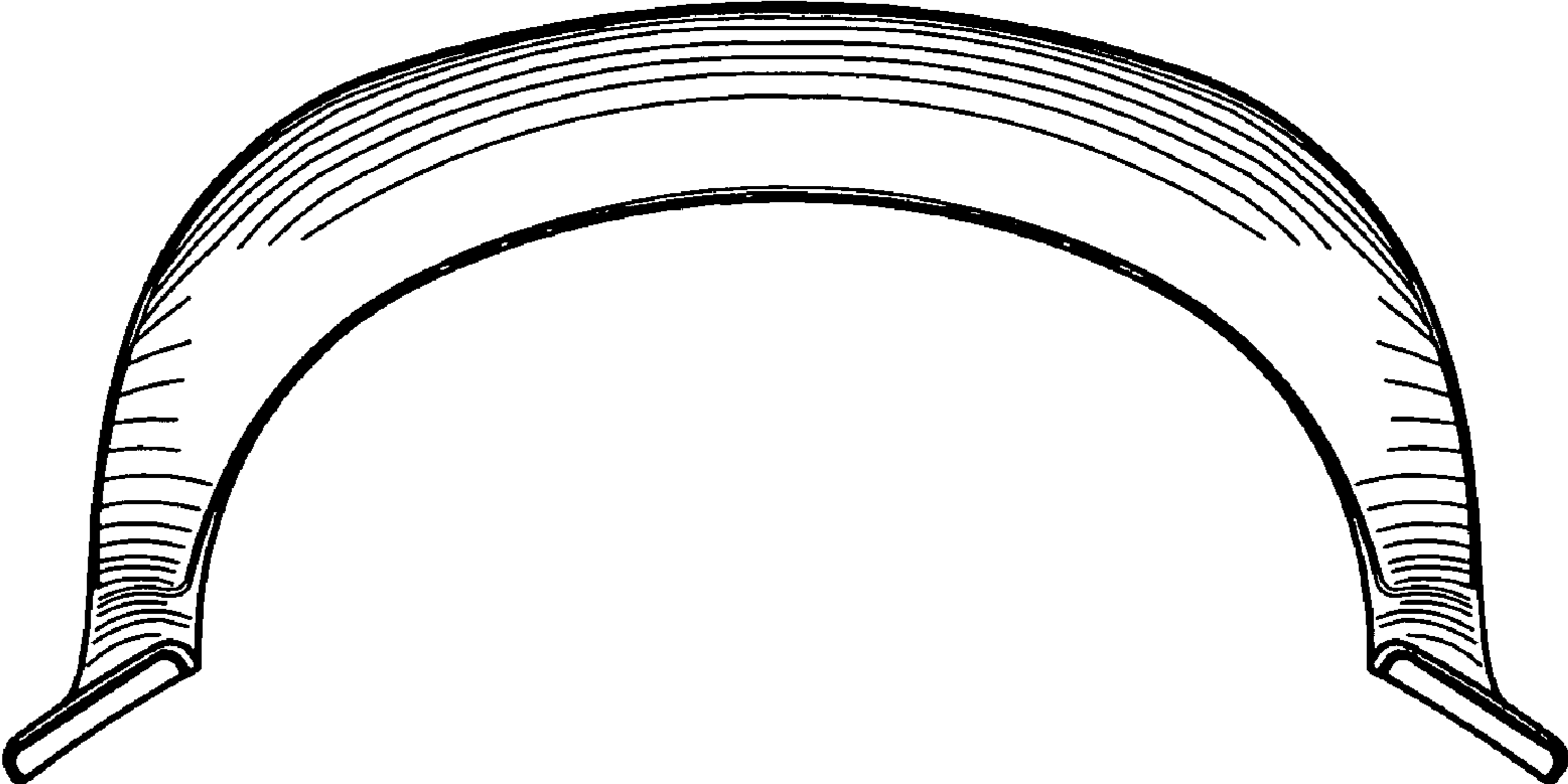


FIG.5

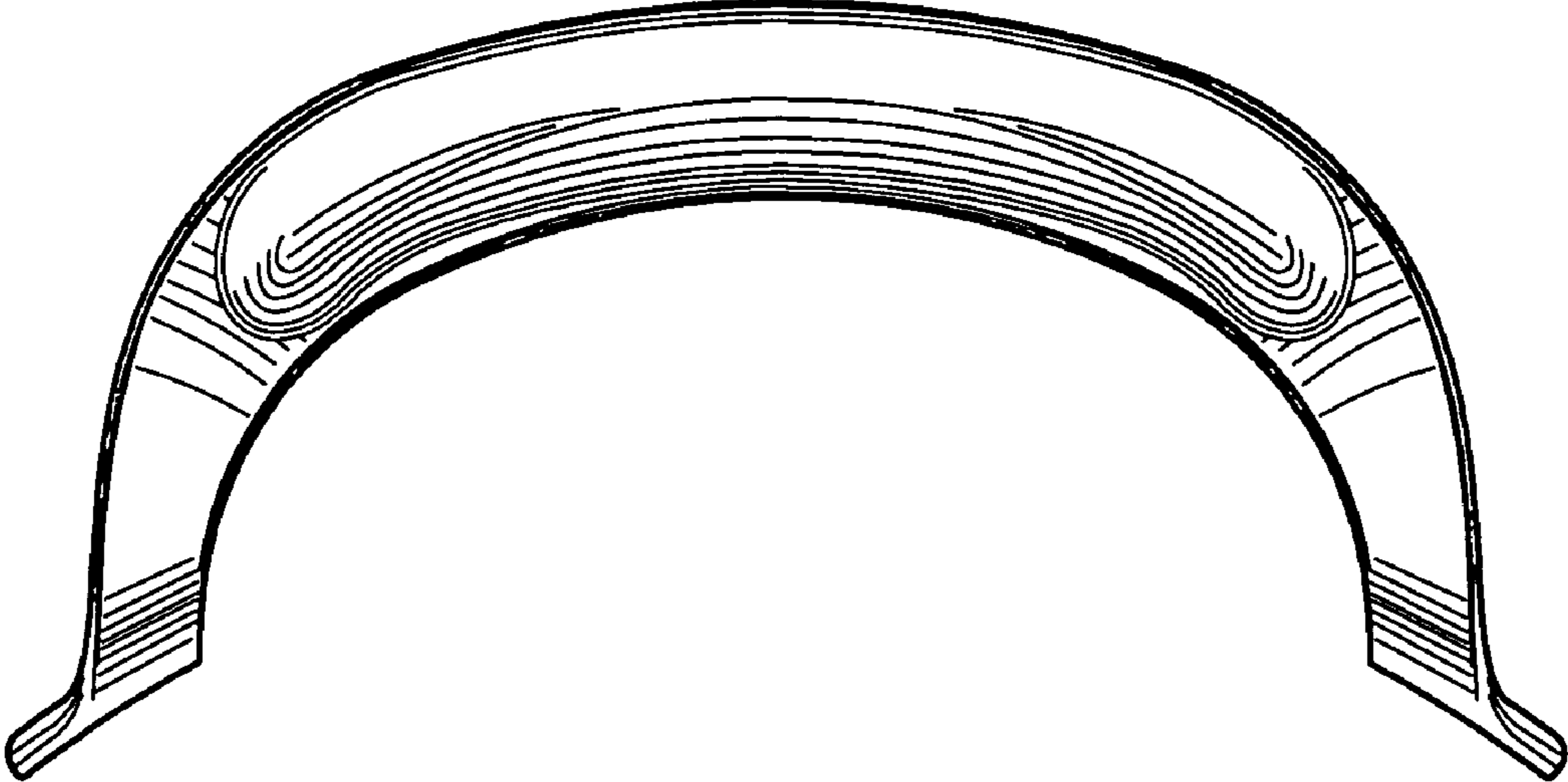


FIG.2



FIG.3




FIG.6