

US00D642422S

(12) **United States Design Patent**
Averty

(10) **Patent No.:** **US D642,422 S**

(45) **Date of Patent:** **** Aug. 2, 2011**

(54) **ELECTRIC PRESSURE COOKER**

(56) **References Cited**

(75) Inventor: **Lionel Averty**, Dijon (FR)

U.S. PATENT DOCUMENTS

(73) Assignee: **SEB**, Selongey (FR)

D107,078 S *	11/1937	Guild	D7/360
D199,747 S *	12/1964	Farber	D7/354
D250,803 S *	1/1979	Elliott et al.	D7/360
D382,767 S *	8/1997	Lien	D7/360
D458,076 S *	6/2002	Hoekstra	D7/360
D496,555 S *	9/2004	Rommelfanger et al.	D7/360
D549,517 S *	8/2007	Moran	D7/358
D599,164 S *	9/2009	Hoekstra	D7/360
D610,393 S *	2/2010	Josancy	D7/358

(**) Term: **14 Years**

(21) Appl. No.: **29/377,987**

* cited by examiner

(22) Filed: **Oct. 28, 2010**

(30) **Foreign Application Priority Data**

Primary Examiner — Ricky Pham

Apr. 30, 2010 (FR) 10 2372

(74) *Attorney, Agent, or Firm* — Browdy and Neimark, PLLC

(51) **LOC (9) Cl.** **07-02**

(57) **CLAIM**

The ornamental design for an electric pressure cooker, as shown and described.

(52) **U.S. Cl.** **D7/358; D7/354**

DESCRIPTION


(58) **Field of Classification Search** D7/323,

D7/329–331, 339, 346–347, 350.1–350.4,
D7/354–363, 391, 393, 395, 402, 538, 542,
D7/587; 99/324–325, 331–332, 337–340,
99/369, 403–418, 444; 206/501–505, 507–508;
219/400, 405, 435–442, 620–624, 725, 730–735;
220/316, 573.1–573.5, 912; 426/438, 441

FIG. 1 is a front view of an electric pressure cooker;
FIG. 2 is a rear view thereof;
FIG. 3 is a left side view thereof;
FIG. 4 is a right side view thereof;
FIG. 5 is a top view thereof;
FIG. 6 is a bottom view thereof; and,
FIG. 7 is a front perspective view thereof.

See application file for complete search history.

1 Claim, 7 Drawing Sheets



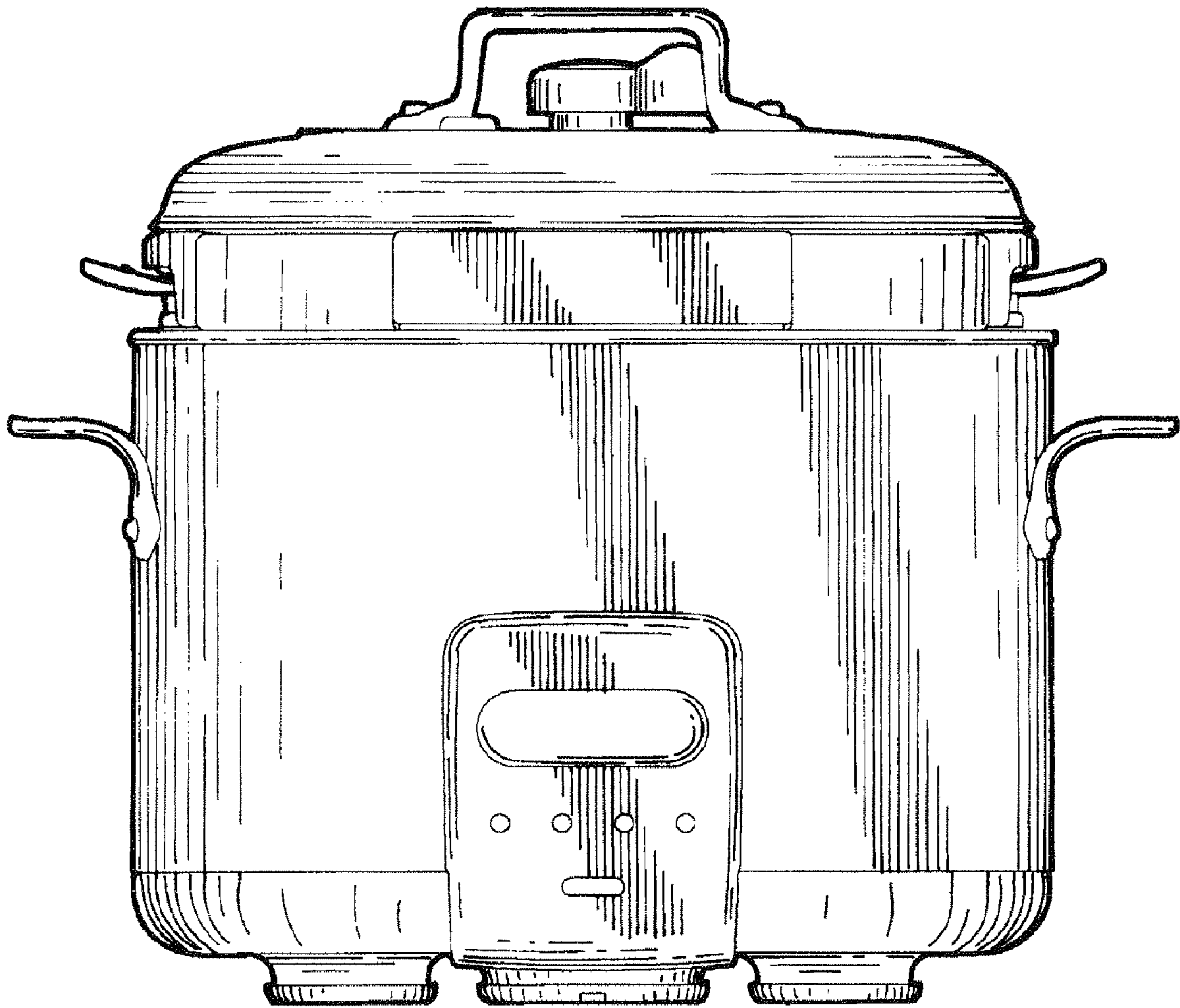


FIGURE 1

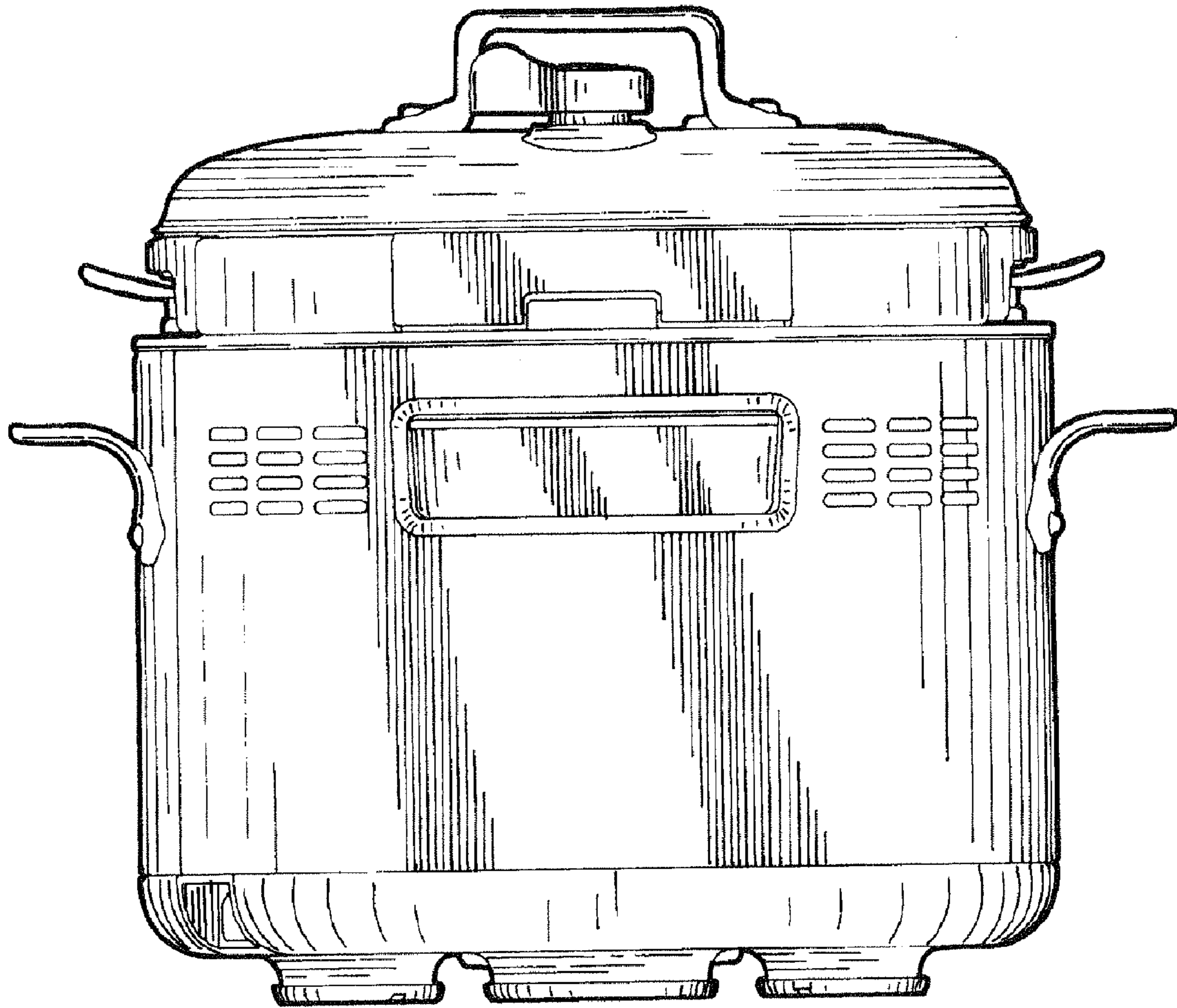


FIGURE 2

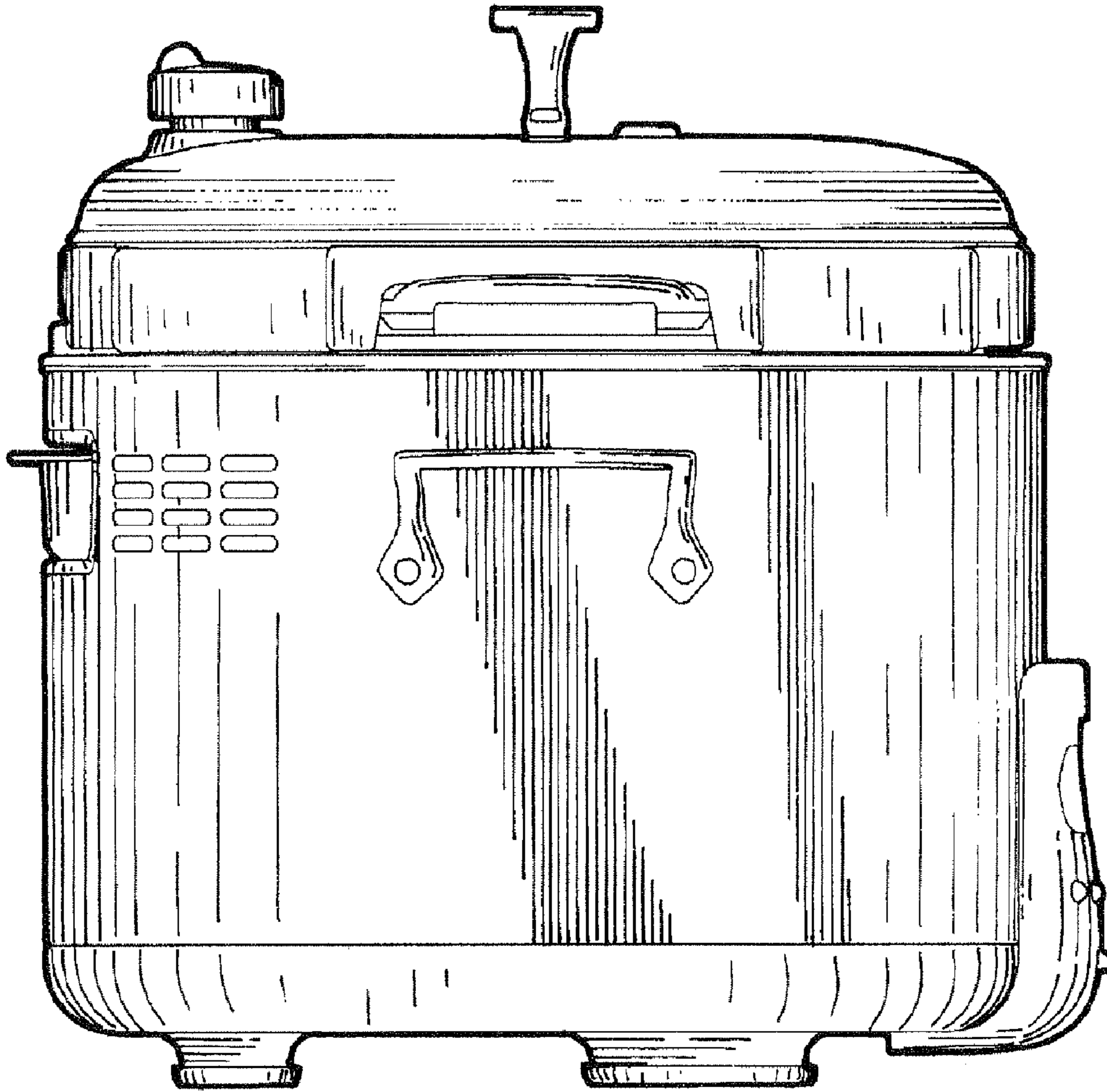


FIGURE 3




FIGURE 4

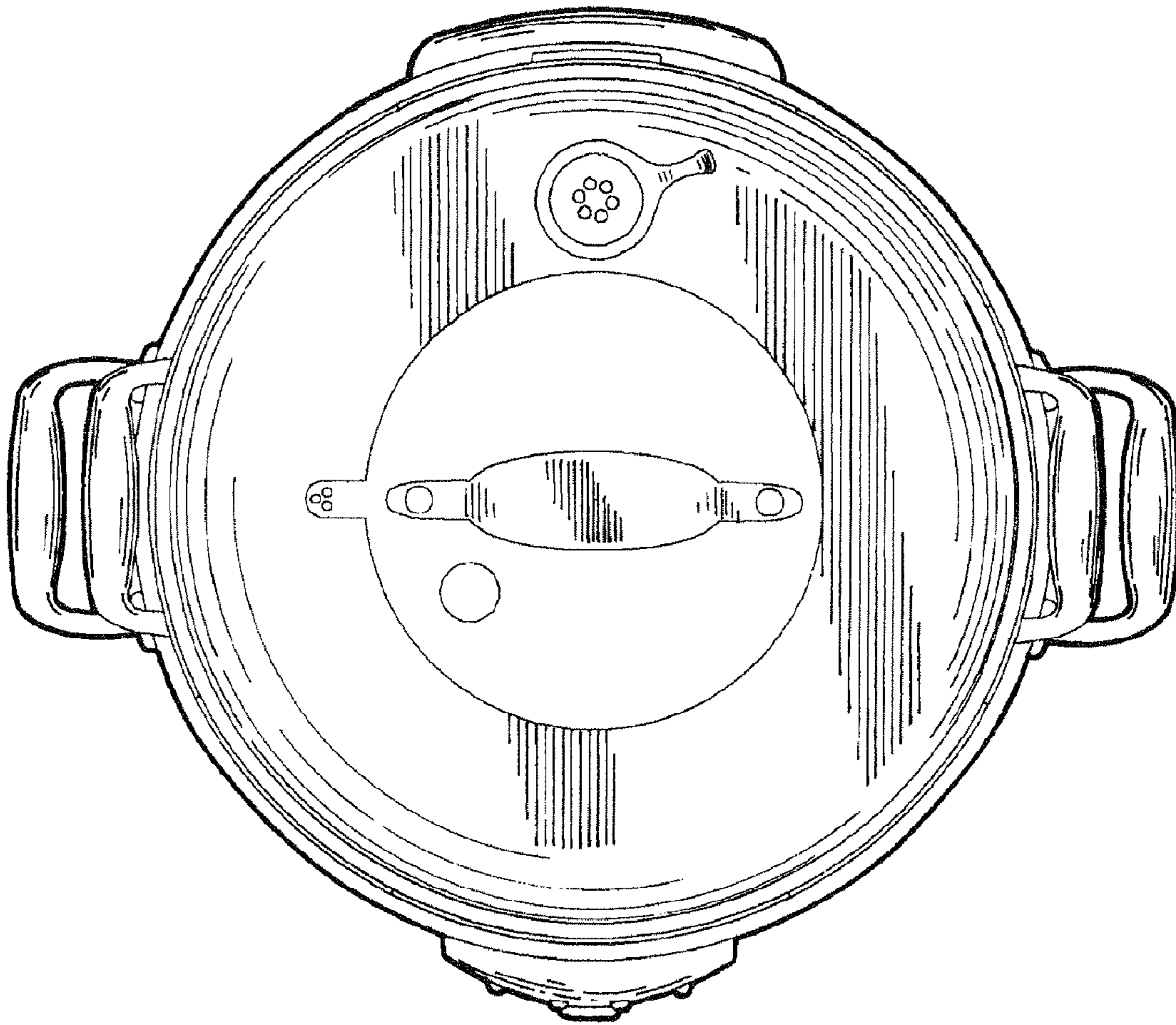


FIGURE 5

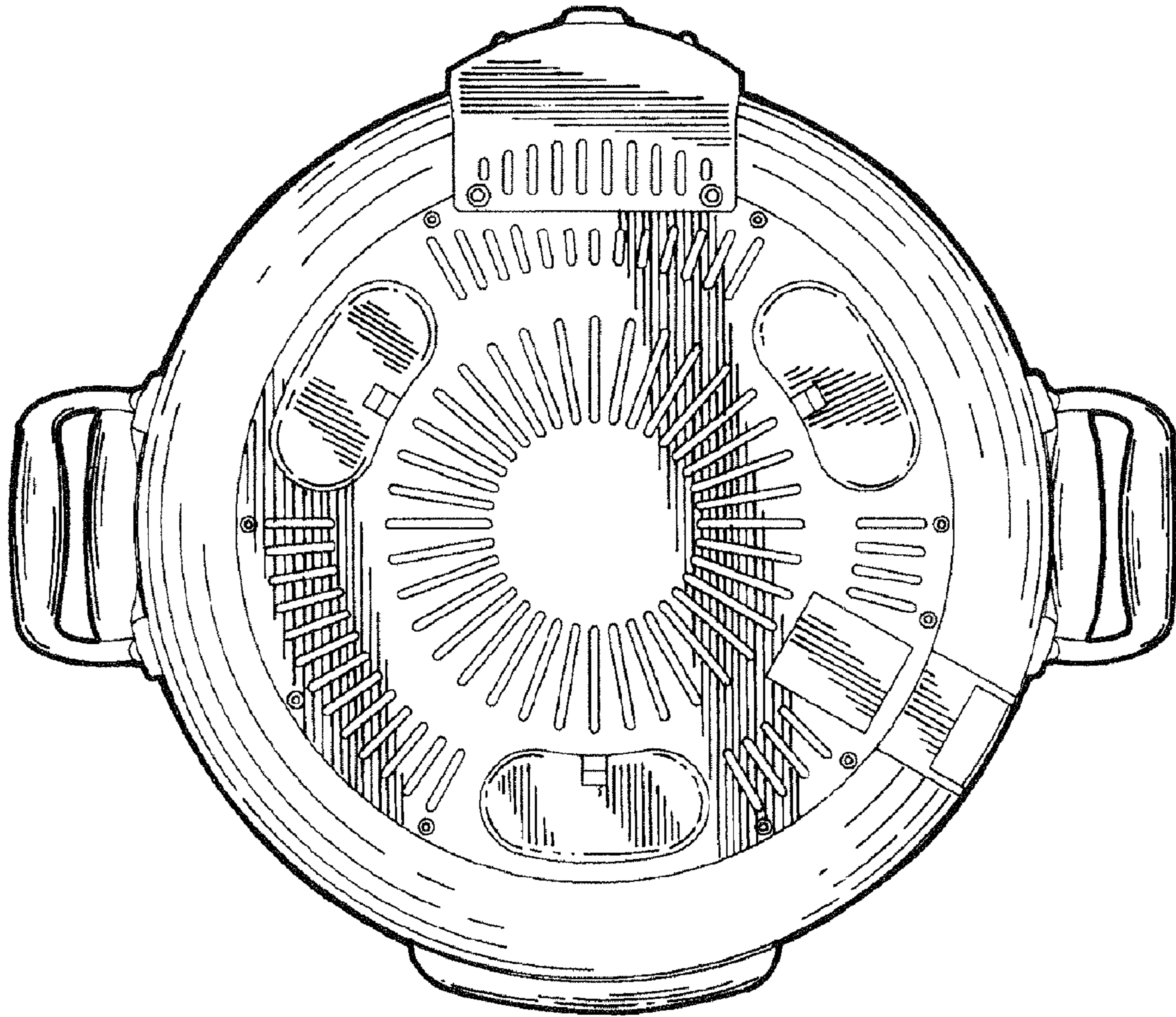


FIGURE 6




FIGURE 7