



US00D642403S

(12) **United States Design Patent**
Wiermanski

(10) **Patent No.:** **US D642,403 S**

(45) **Date of Patent:** **** Aug. 2, 2011**

(54) **SOFT TOY CHEST**

(76) Inventor: **Margaret Wiermanski**, Wheaton, IL
(US)

(**) Term: **14 Years**

(21) Appl. No.: **29/346,956**

(22) Filed: **Nov. 9, 2009**

(51) **LOC (9) Cl.** **06-06**

(52) **U.S. Cl.** **D6/440**

(58) **Field of Classification Search** D6/432-448,
D6/335-336, 349; D21/385, 392, 419; 312/204,
312/235.5; D3/273, 302; 190/18 R, 19;
D34/19

See application file for complete search history.

D566,988 S * 4/2008 Davis D6/440
D590,153 S * 4/2009 Sapp D3/279
D617,558 S * 6/2010 Myers D3/302

* cited by examiner

Primary Examiner — Elizabeth Albert

Assistant Examiner — Kelley Donnelly

(74) *Attorney, Agent, or Firm* — Michael Stanley Tomsa;
Katten Muchin Rosenman LLP

(57) **CLAIM**

The ornamental design for the soft toy chest, as shown and described.

DESCRIPTION

(56) **References Cited**

U.S. PATENT DOCUMENTS

D173,074 S *	9/1954	McMaster	D6/336
D293,746 S *	1/1988	Sayward	D6/448
D307,985 S *	5/1990	Hoff	D6/440
D339,934 S *	10/1993	Reuter	D6/441
D349,812 S *	8/1994	Rockery et al.	D3/273
D361,220 S *	8/1995	Cacciola	D6/440
D373,022 S *	8/1996	Sagol	D3/279
D381,223 S *	7/1997	Brunner et al.	D6/440
D389,646 S *	1/1998	Sankey et al.	D3/294
D414,157 S *	9/1999	DeShong et al.	D12/423
D423,237 S *	4/2000	Chang	D6/336
6,735,831 B1 *	5/2004	Greiwe et al.	27/1
D513,872 S *	1/2006	Moore	D3/279
D525,047 S *	7/2006	Linder	D6/432

FIG. 1 is a front perspective view of a soft toy chest of the present invention with the lid open;

FIG. 2 is a top plan view thereof;

FIG. 3 is a right side elevational view thereof;

FIG. 4 is a front side elevational view thereof;

FIG. 5 is a back side elevational view thereof;

FIG. 6 is a top plan view of the present invention with the lid closed; and,

FIG. 7 is a front perspective view thereof.

The dots in FIGS. 1 and 3 to 7 are stippling that represents curvature of the soft toy chest. The broken lines showing the inside surface in FIG. 2 represent a portion of the chest that forms no part of the claimed design.

1 Claim, 2 Drawing Sheets

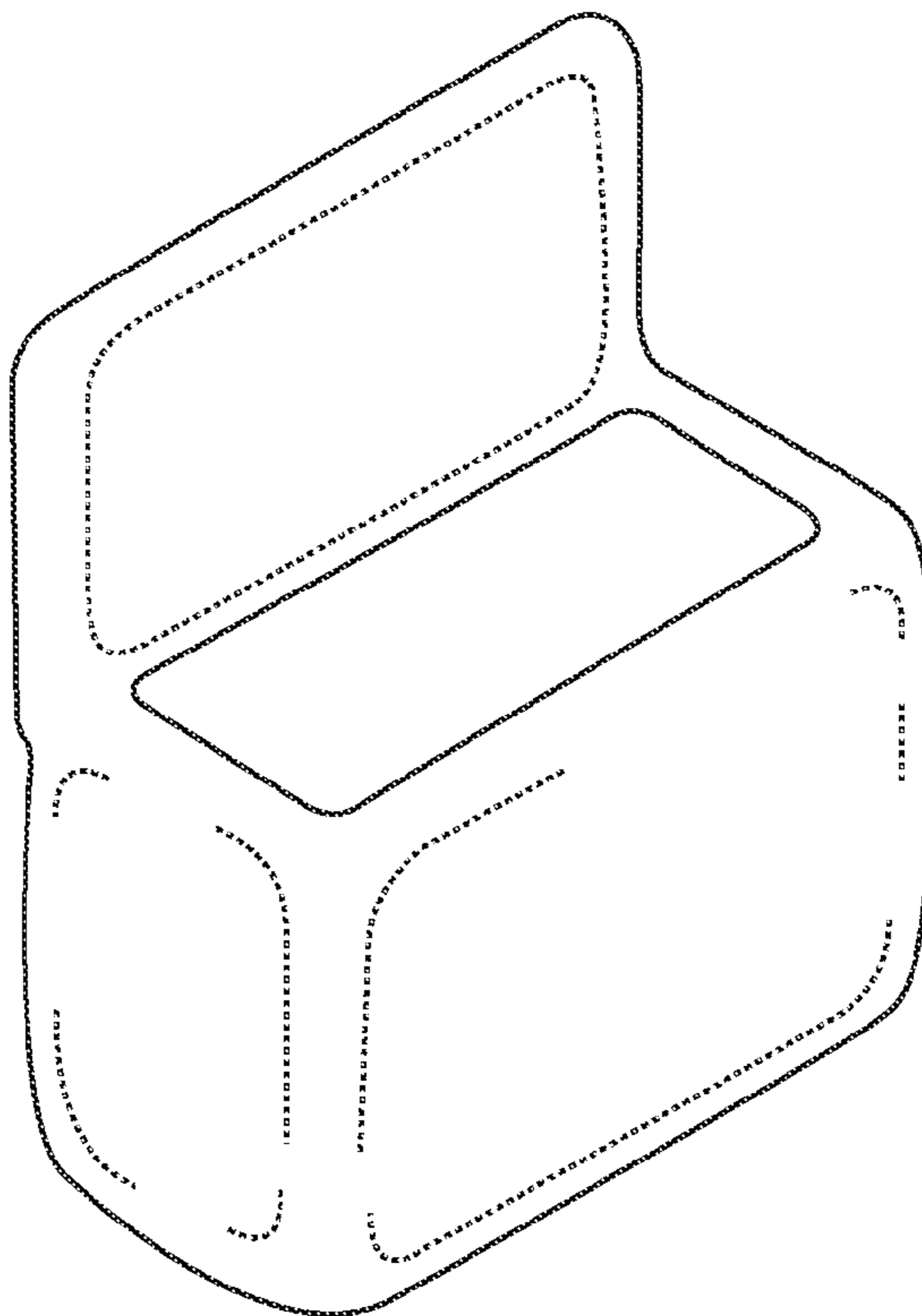


Fig. 1

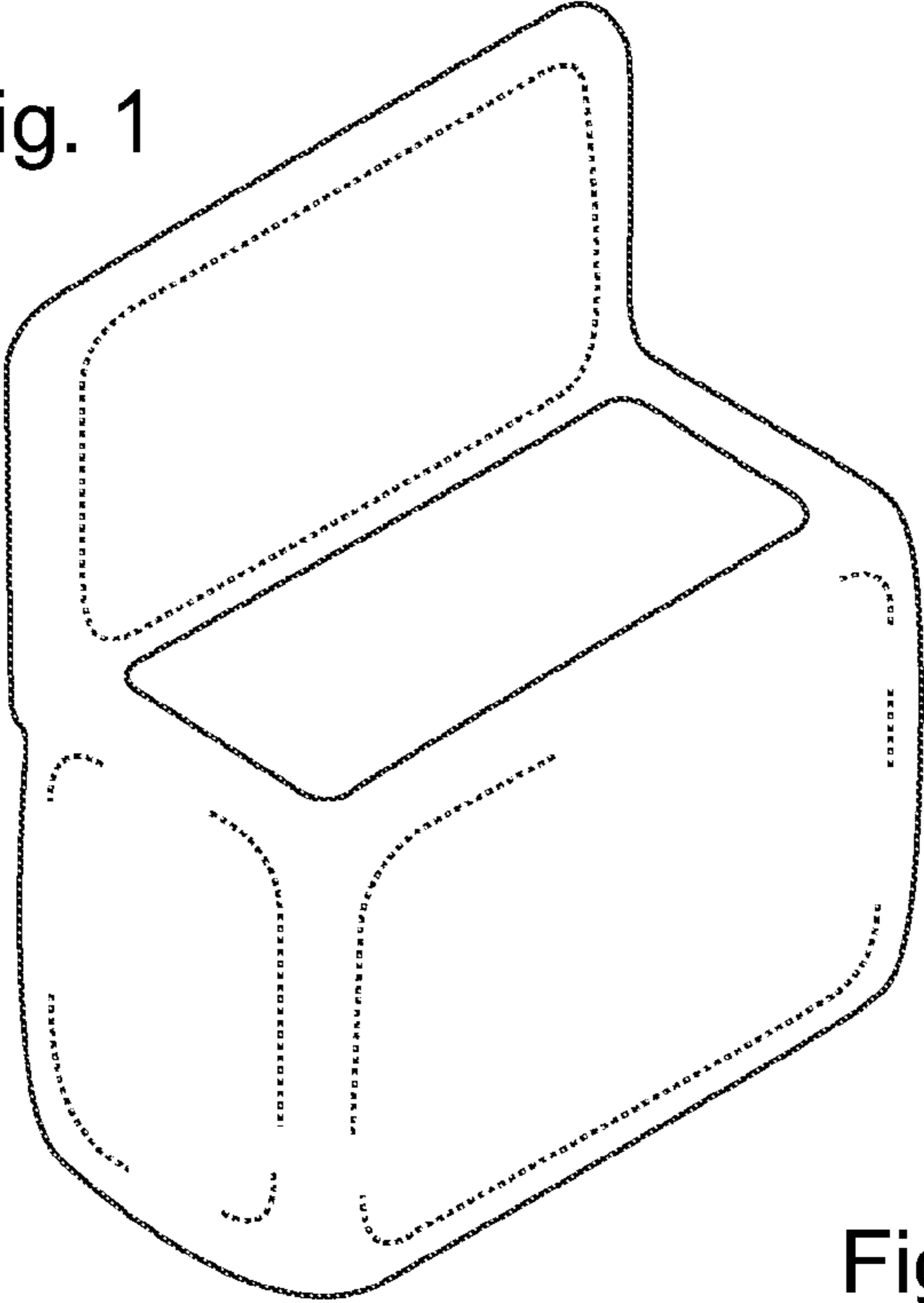


Fig. 2

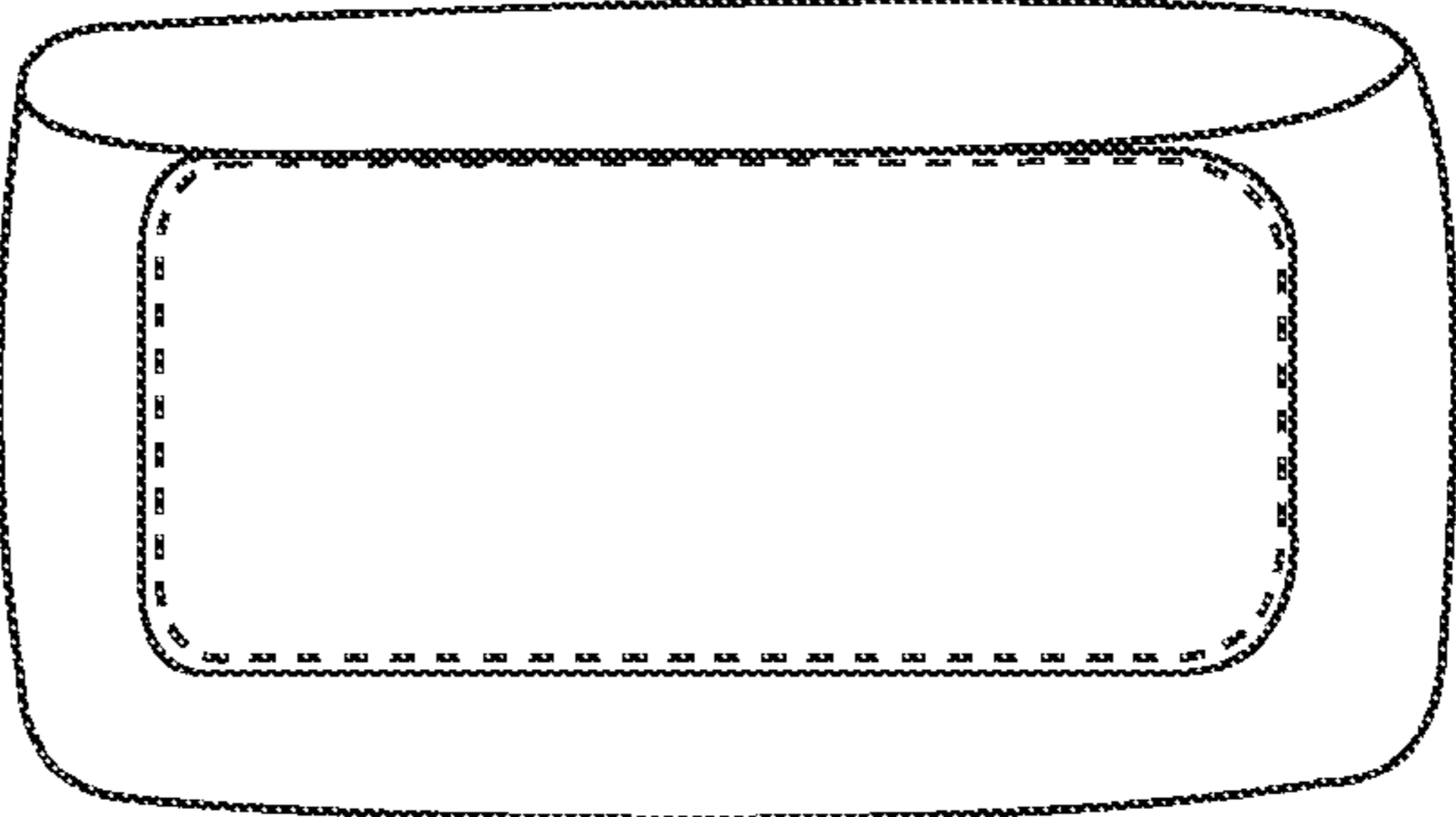


Fig. 3

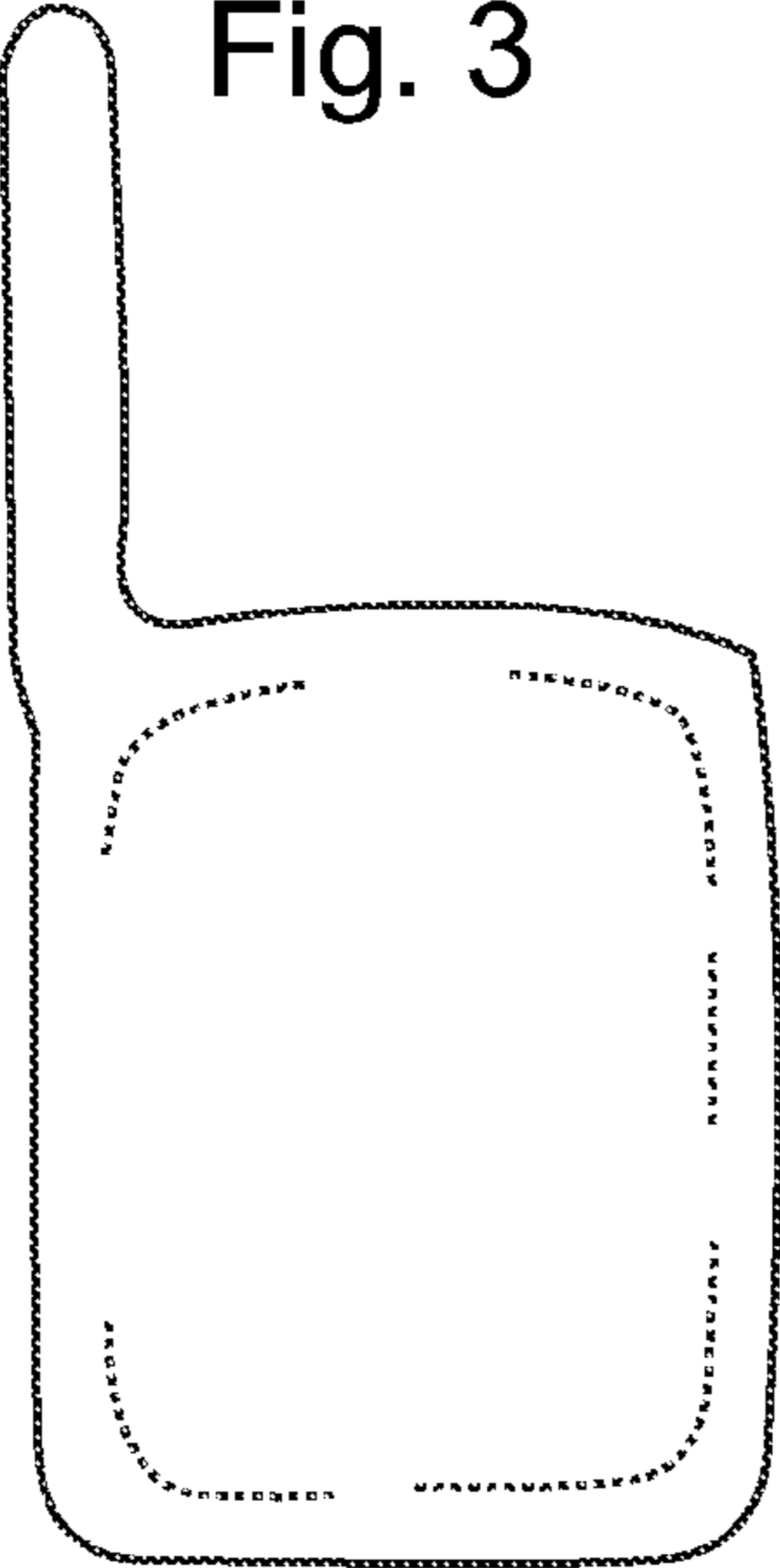


Fig. 4

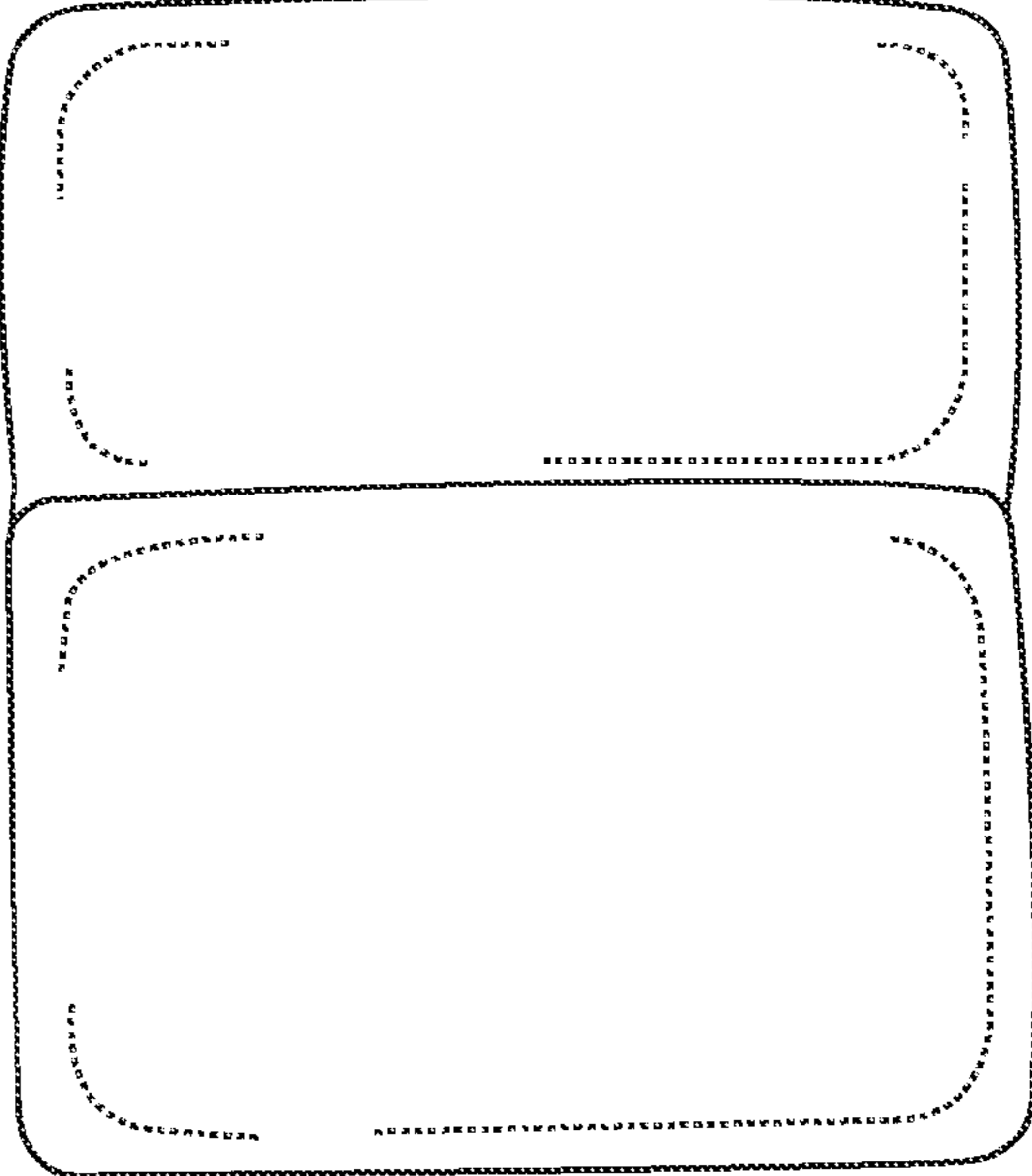


Fig. 5

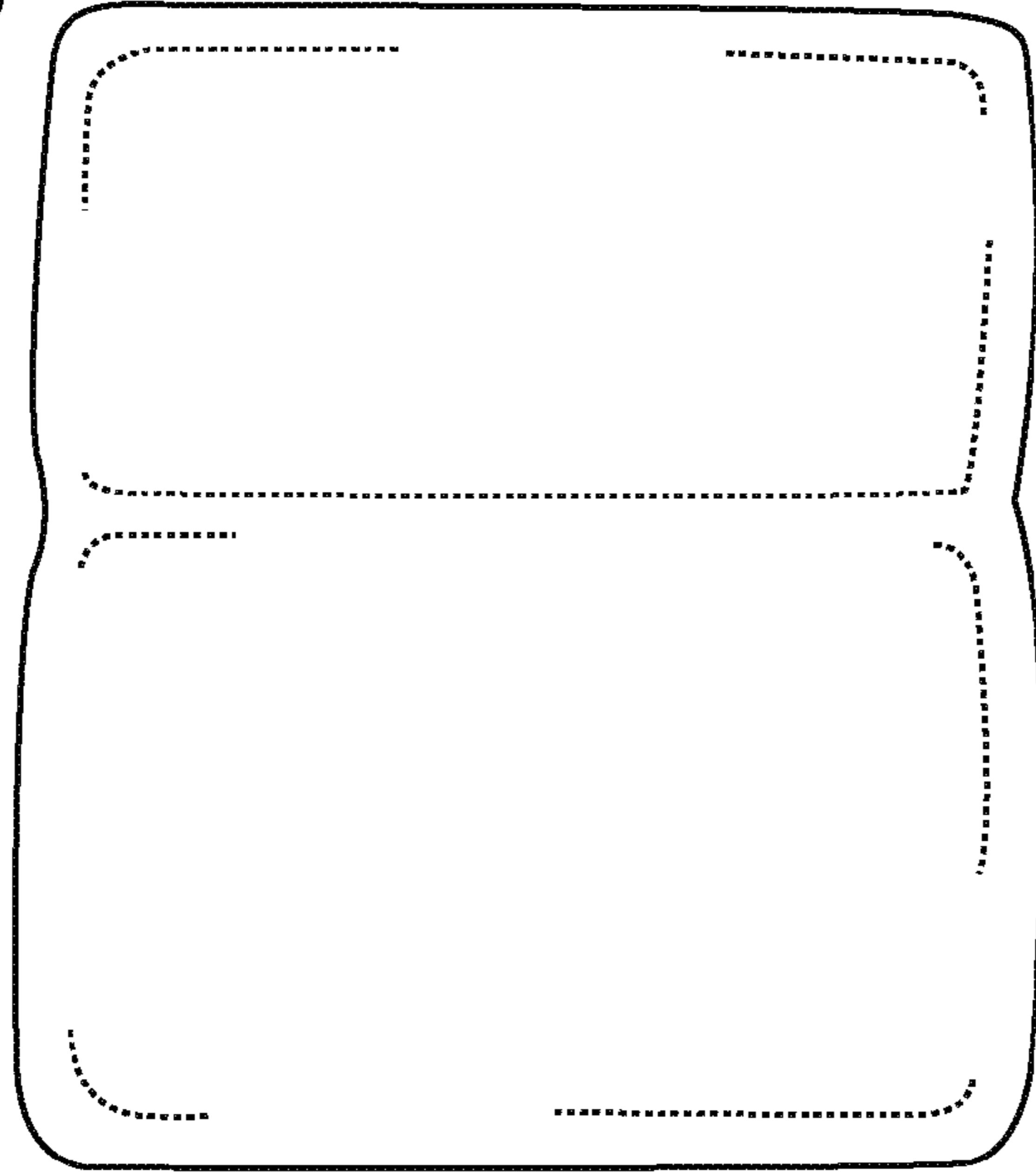


Fig. 6




Fig. 7

