



US00D642395S

(12) **United States Design Patent**
Bladh et al.

(10) **Patent No.:** **US D642,395 S**

(45) **Date of Patent:** **** Aug. 2, 2011**

(54) **MINI FURNITURE CHAIR**

(76) Inventors: **Karl-Henrik Oscar Bladh**, Halmstad (SE); **Kjell Åke Hagström**, Halmstad (SE)

(**) Term: **14 Years**

(21) Appl. No.: **29/371,076**

(22) Filed: **Oct. 12, 2010**

(51) **LOC (9) Cl.** **06-01**

(52) **U.S. Cl.** **D6/372; D6/375**

(58) **Field of Classification Search** D6/333, D6/334, 335, 368, 375, 379-380, 555, 567, D6/574, 500-502, 372; 211/13.1, 69.1; D21/688, D21/686, 690; 297/451.12, 451.14, 452.18, 297/452.19, 452.11-452.14, 448.1, 442.1, 297/445.1, 446.1, 451.7

See application file for complete search history.

(56) **References Cited**

U.S. PATENT DOCUMENTS

D167,940 S *	10/1952	Hofgesang	D6/375
D225,705 S *	1/1973	Torrey	D6/375
D230,791 S *	3/1974	Rosselli	D6/375
D252,840 S *	9/1979	Scholten	D6/375
D280,054 S *	8/1985	Pedersen	D6/375
D298,388 S *	11/1988	Wise et al.	D6/333
D385,710 S *	11/1997	Beck	D6/374
D490,618 S *	6/2004	Green et al.	D6/361
D521,752 S *	5/2006	Messier	D6/348

D526,498 S *	8/2006	Jimenez et al.	D6/361
D560,259 S *	1/2008	Heggdal	D21/690
D612,165 S *	3/2010	Caggiano	D6/372
D628,247 S *	11/2010	de Boers et al.	D21/671

* cited by examiner

Primary Examiner — Caron D Veynar

Assistant Examiner — Abraham Bahta

(57) **CLAIM**

The ornamental design for a mini furniture chair, as shown and described.

DESCRIPTION

FIG. 1 is a perspective front view of the mini furniture chair of the present invention;

FIG. 2 is a left side view of the mini furniture chair shown in FIG. 1;

FIG. 3 is a front view of the mini furniture chair shown in FIG. 1;

FIG. 4 is a right side view of the mini furniture chair shown in FIG. 1;

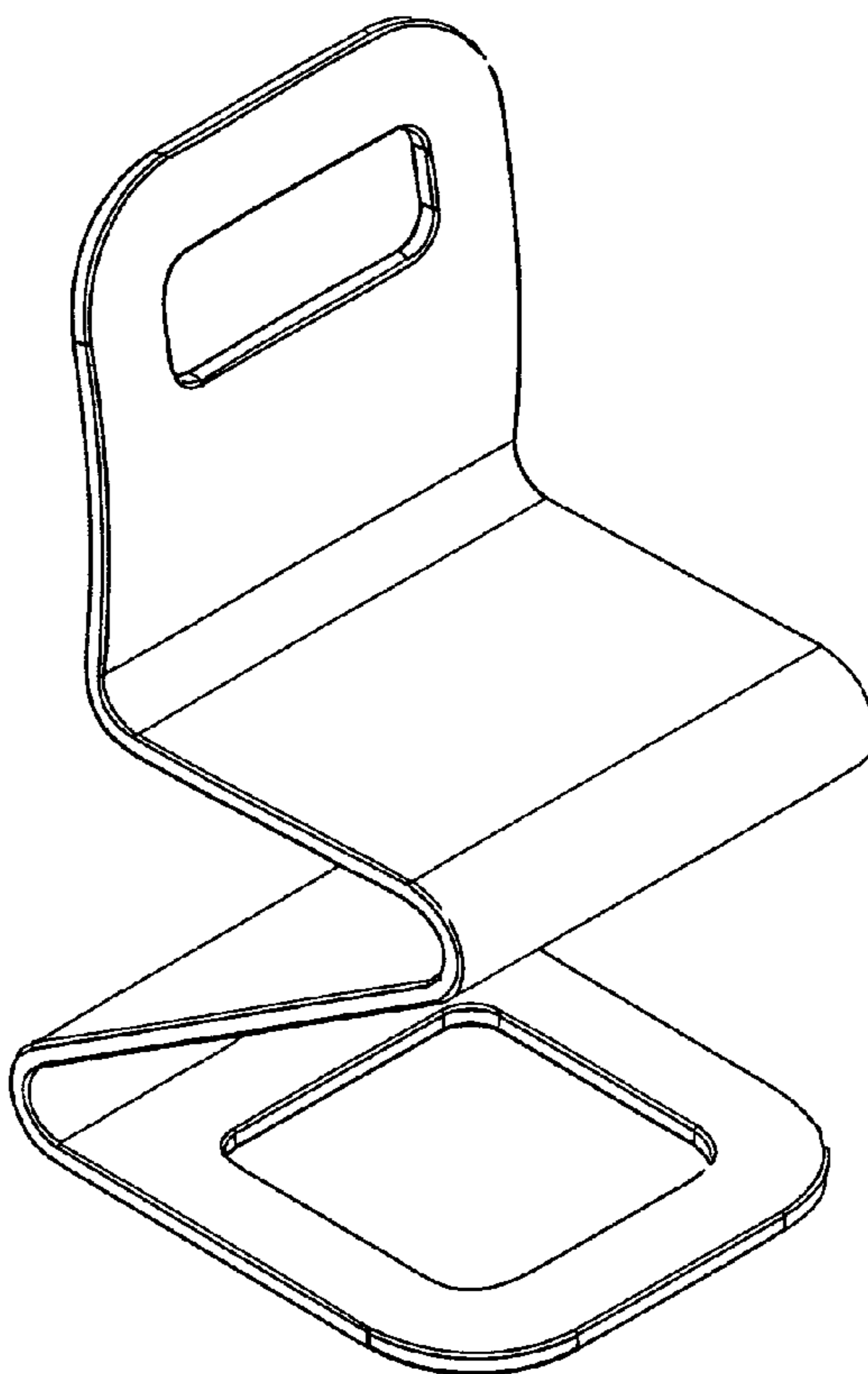
FIG. 5 is a top view of the mini furniture chair shown in FIG. 1;

FIG. 6 is a rear side view of the mini furniture chair shown in FIG. 1; and,

FIG. 7 is a bottom view of the mini furniture chair shown in FIG. 1.

The product is a children's chair, bent to form the shape.

1 Claim, 7 Drawing Sheets



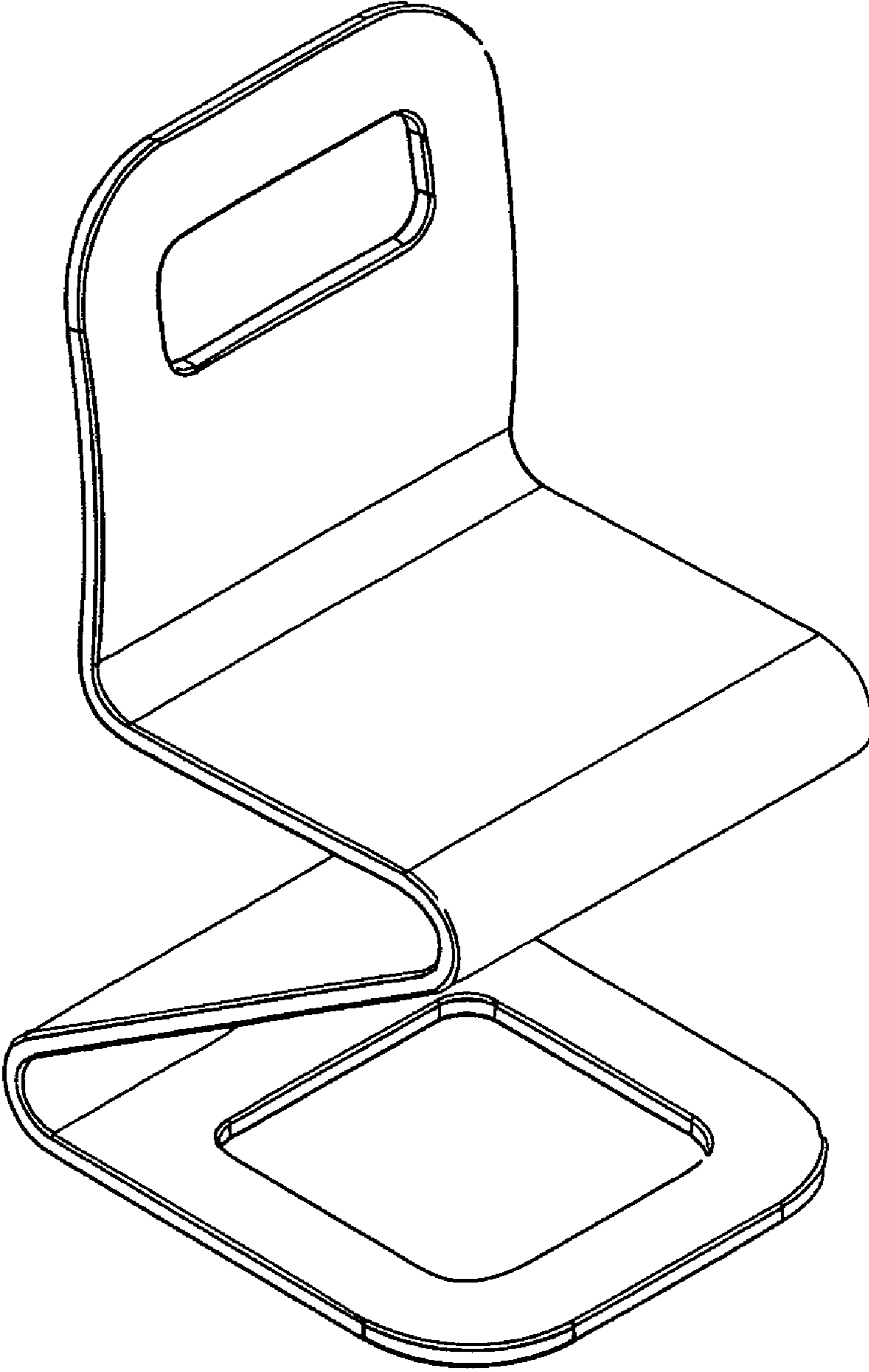


Fig. 1

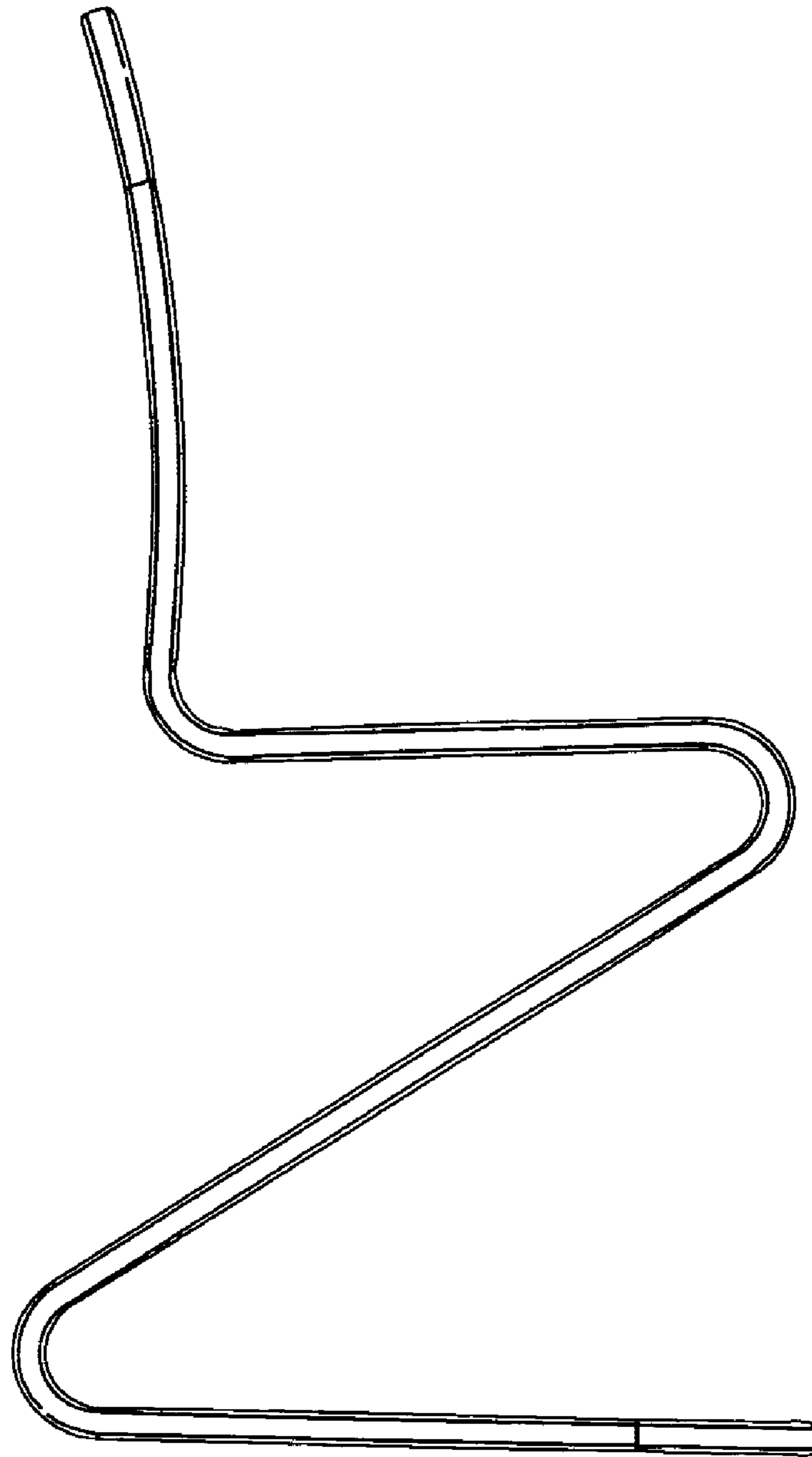


Fig. 2




Fig. 3




Fig. 4

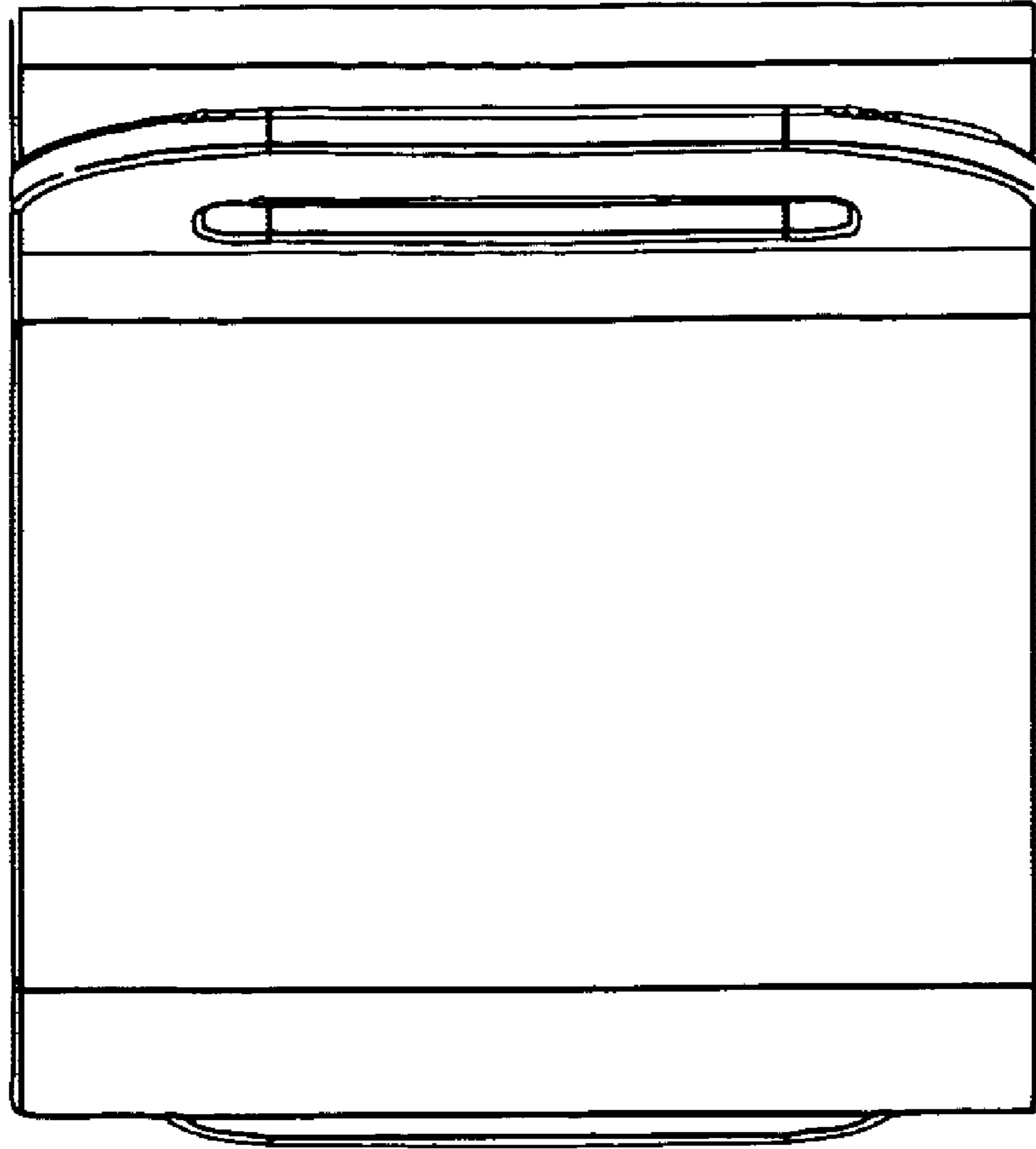


Fig. 5




Fig. 6

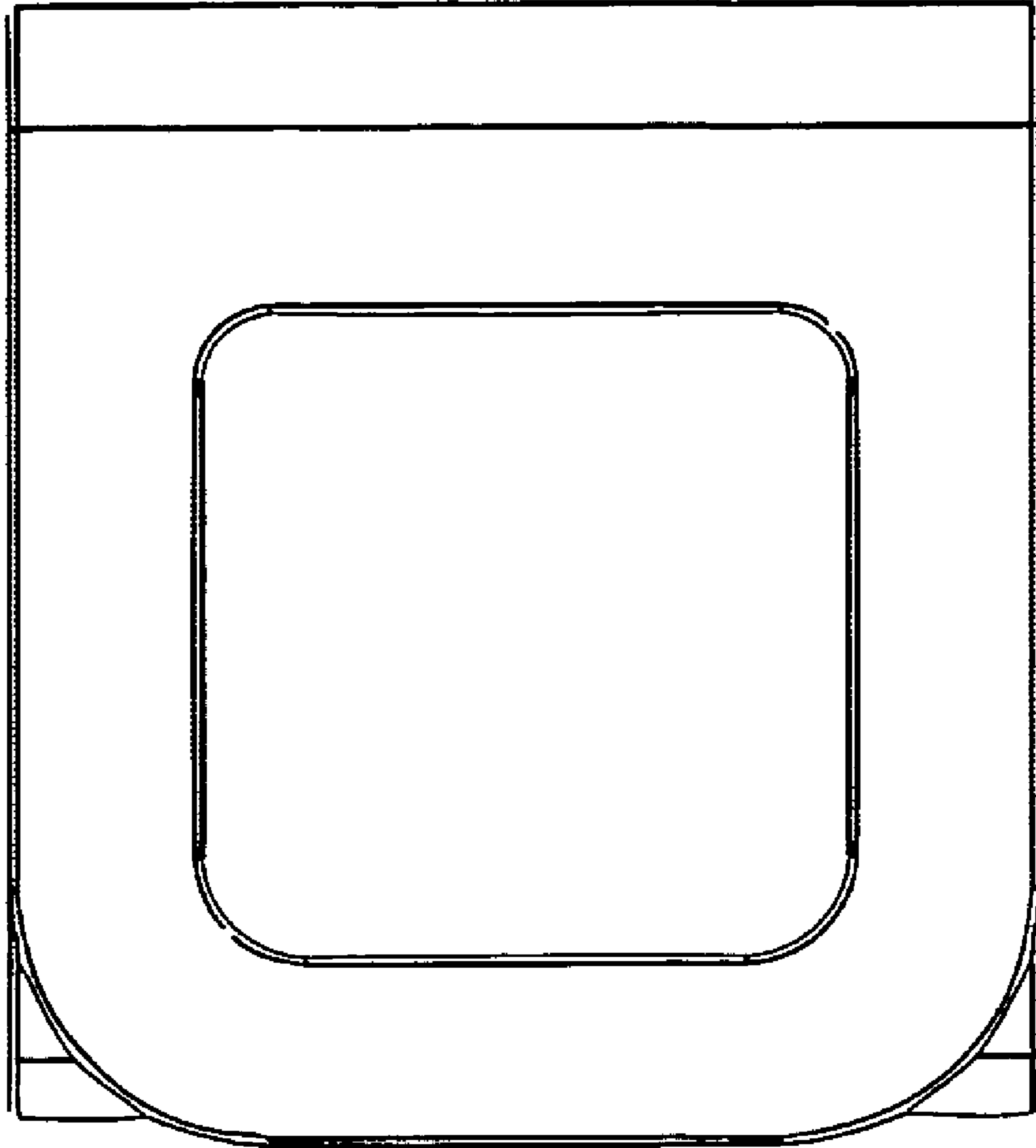


Fig. 7