



US00D642388S

(12) **United States Design Patent**  
**Henderson**

(10) **Patent No.:** **US D642,388 S**

(45) **Date of Patent:** **\*\* Aug. 2, 2011**

(54) **CLOTHES HANGER**

(76) Inventor: **Patricia A. Henderson**, Rex, GA (US)

(\*\*) Term: **14 Years**

(21) Appl. No.: **29/382,165**

(22) Filed: **Dec. 29, 2010**

(51) **LOC (9) Cl.** ..... **06-08**

(52) **U.S. Cl.** ..... **D6/319**

(58) **Field of Classification Search** ..... D6/315,  
D6/318, 319; 211/13.1, 85.3, 86.01, 181.1,  
211/183; 223/85-98

See application file for complete search history.

(56) **References Cited**

U.S. PATENT DOCUMENTS

3,459,348	A	*	8/1969	Masson	.....	223/87
D289,829	S	*	5/1987	Klemetsrud	.....	D6/319
D342,613	S	*	12/1993	Ackerman	.....	D6/327
D445,265	S	*	7/2001	Yost	.....	D6/319

D527,536	S	*	9/2006	McCoy et al.	.....	D6/319
D563,683	S	*	3/2008	Barker	.....	D6/319
D605,861	S	*	12/2009	Meadows	.....	D6/315

\* cited by examiner

*Primary Examiner* — Shanda C Hill

(74) *Attorney, Agent, or Firm* — QuickPatents, Inc.; Kevin Prince

(57) **CLAIM**

I claim the ornamental design for a clothes hanger, as shown and described.

**DESCRIPTION**

FIG. 1 is a perspective view of a clothes hanger, showing the new design;

FIG. 2 is a front elevational view thereof, the rear elevational view being a mirror image thereof;

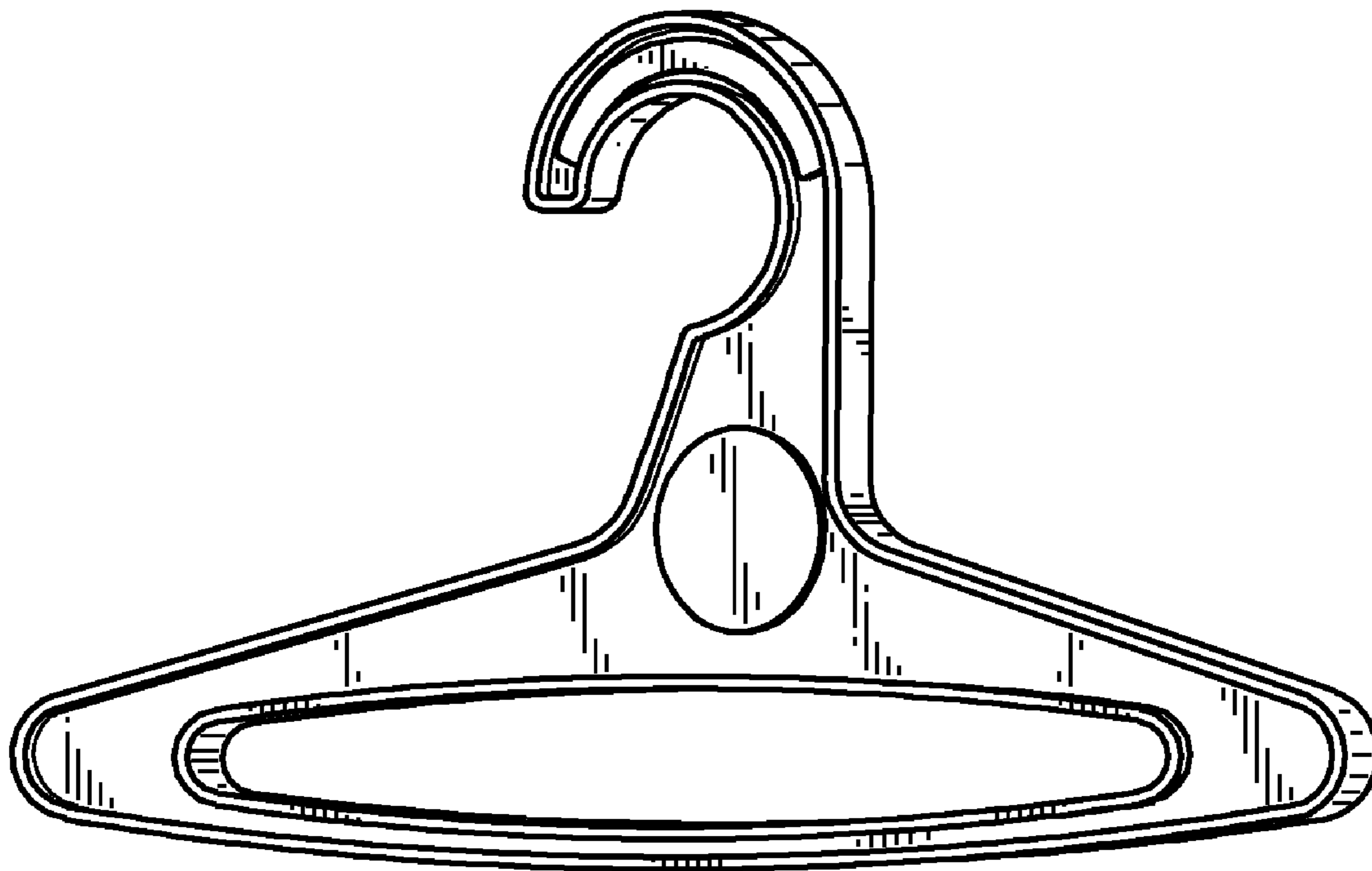
FIG. 3 is a top plan view thereof;

FIG. 4 is a bottom plan view thereof;

FIG. 5 is a left-side elevational view thereof; and,

FIG. 6 is a right-side elevational view thereof.

**1 Claim, 2 Drawing Sheets**



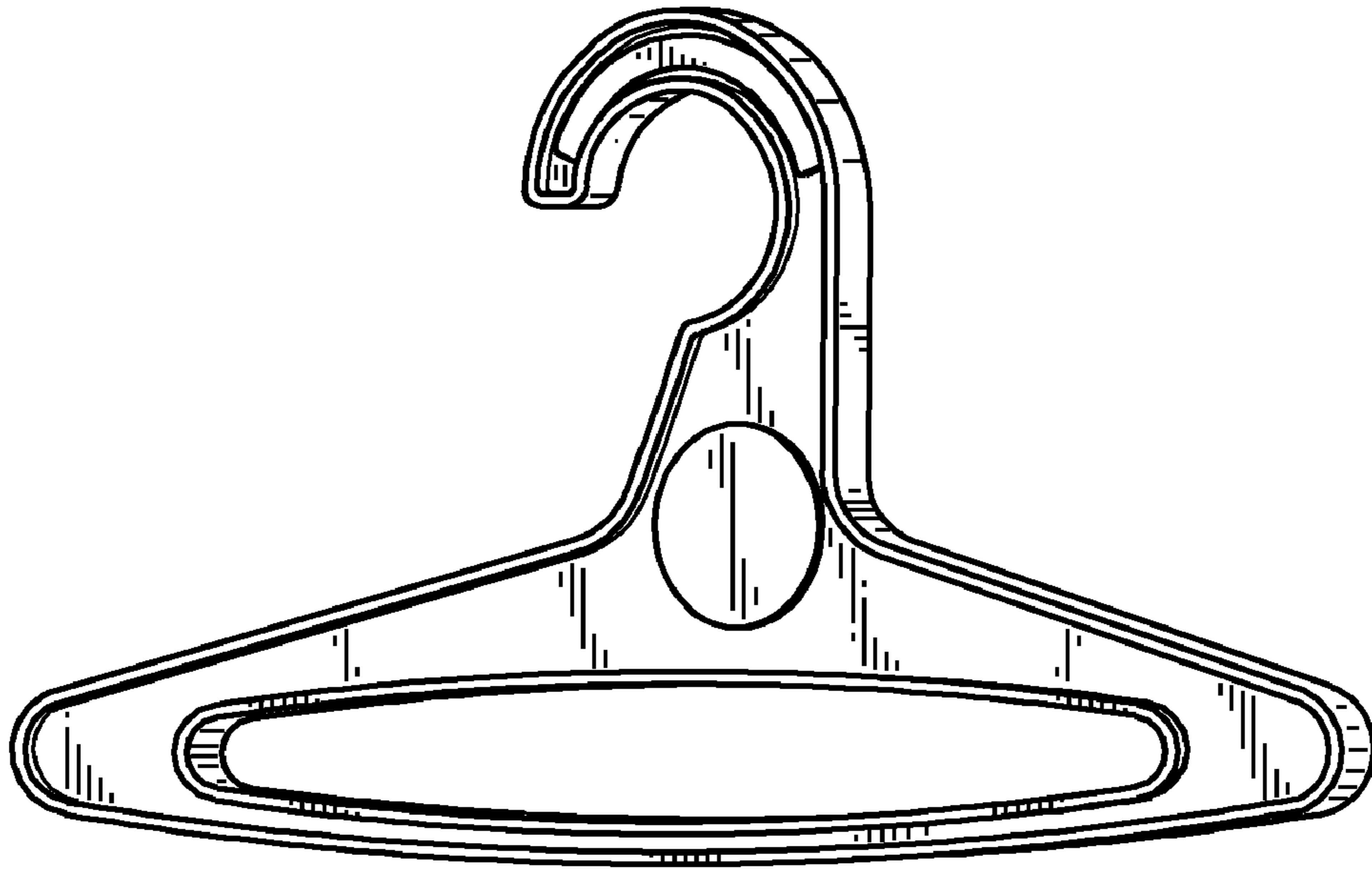


FIG. 1

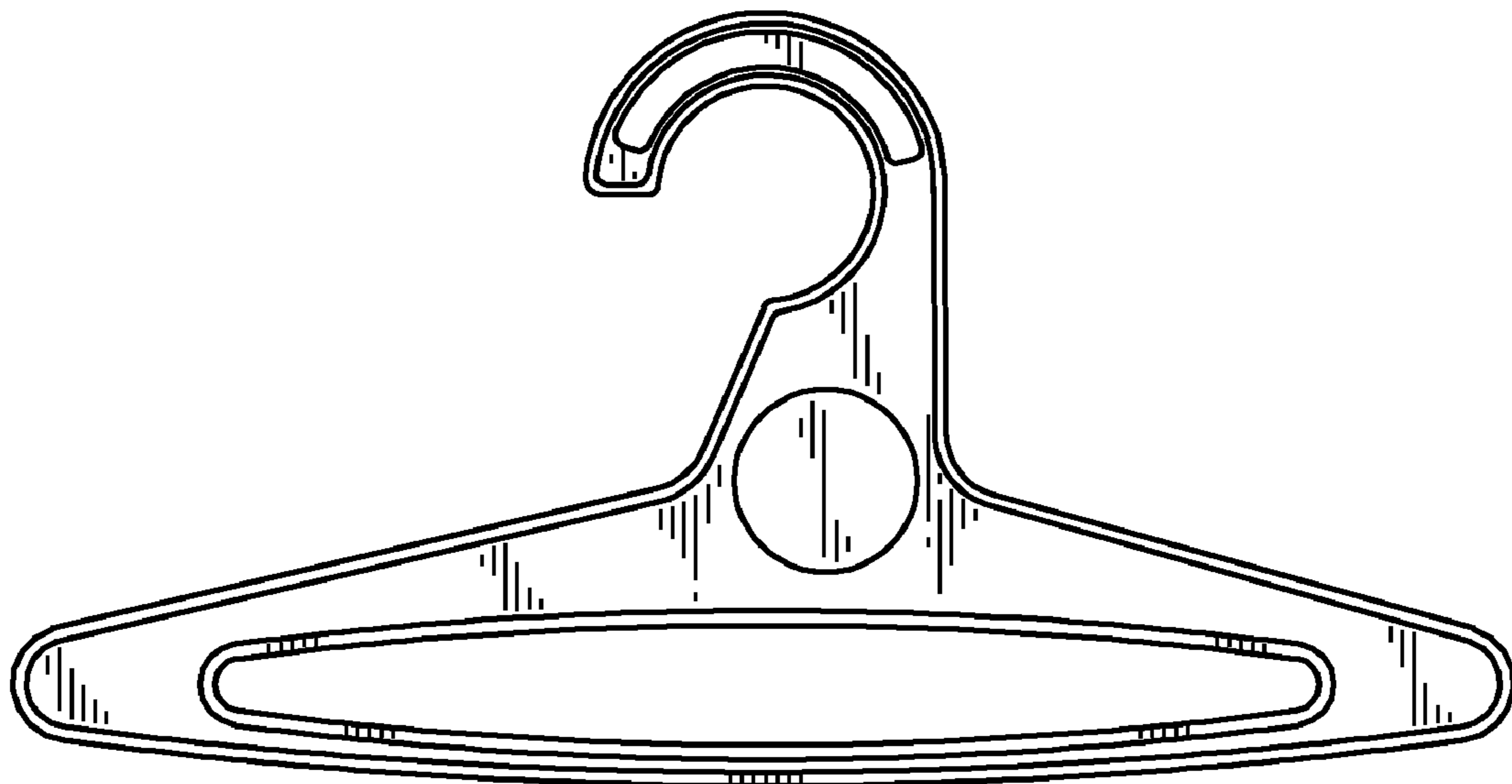


FIG. 2



FIG. 3



FIG. 4



FIG. 5



FIG. 6