



US00D642384S

(12) **United States Design Patent**  
**Seckinger**

(10) **Patent No.:** **US D642,384 S**

(45) **Date of Patent:** **\*\* Aug. 2, 2011**

(54) **FREE STANDING RIFLE SHELL HOLDER**

(76) Inventor: **Edwin Seckinger**, Delafield, WI (US)

(\*\*) Term: **14 Years**

(21) Appl. No.: **29/375,401**

(22) Filed: **Sep. 22, 2010**

(51) **LOC (9) Cl.** ..... **06-07**

(52) **U.S. Cl.** ..... **D6/302**

(58) **Field of Classification Search** ..... D6/300-314;  
40/700, 768, 800, 735, 798, 725, 711, 743,  
40/538; D9/451, 418; D11/132, 131, 133;  
D19/75, 82, 84; 428/542.4, 11, 14; D20/37  
See application file for complete search history.

D381,211 S	7/1997	Aries et al.
D384,304 S	9/1997	Sheldon
D412,346 S	7/1999	Roux
6,015,150 A	1/2000	Giguere
6,025,040 A	2/2000	Brockley
D438,115 S	2/2001	Caldwell
D587,018 S	2/2009	Seckinger
D587,019 S	2/2009	Seckinger
D602,261 S	10/2009	Seckinger
D602,262 S	10/2009	Seckinger
D613,950 S	4/2010	Seckinger

*Primary Examiner* — Phillip S Hyder

*Assistant Examiner* — Sydney R Buffalow

(74) *Attorney, Agent, or Firm* — Michael Best & Friedrich LLP

(57) **CLAIM**

We claim the ornamental design for the free standing rifle shell holder, as shown and described.

**DESCRIPTION**

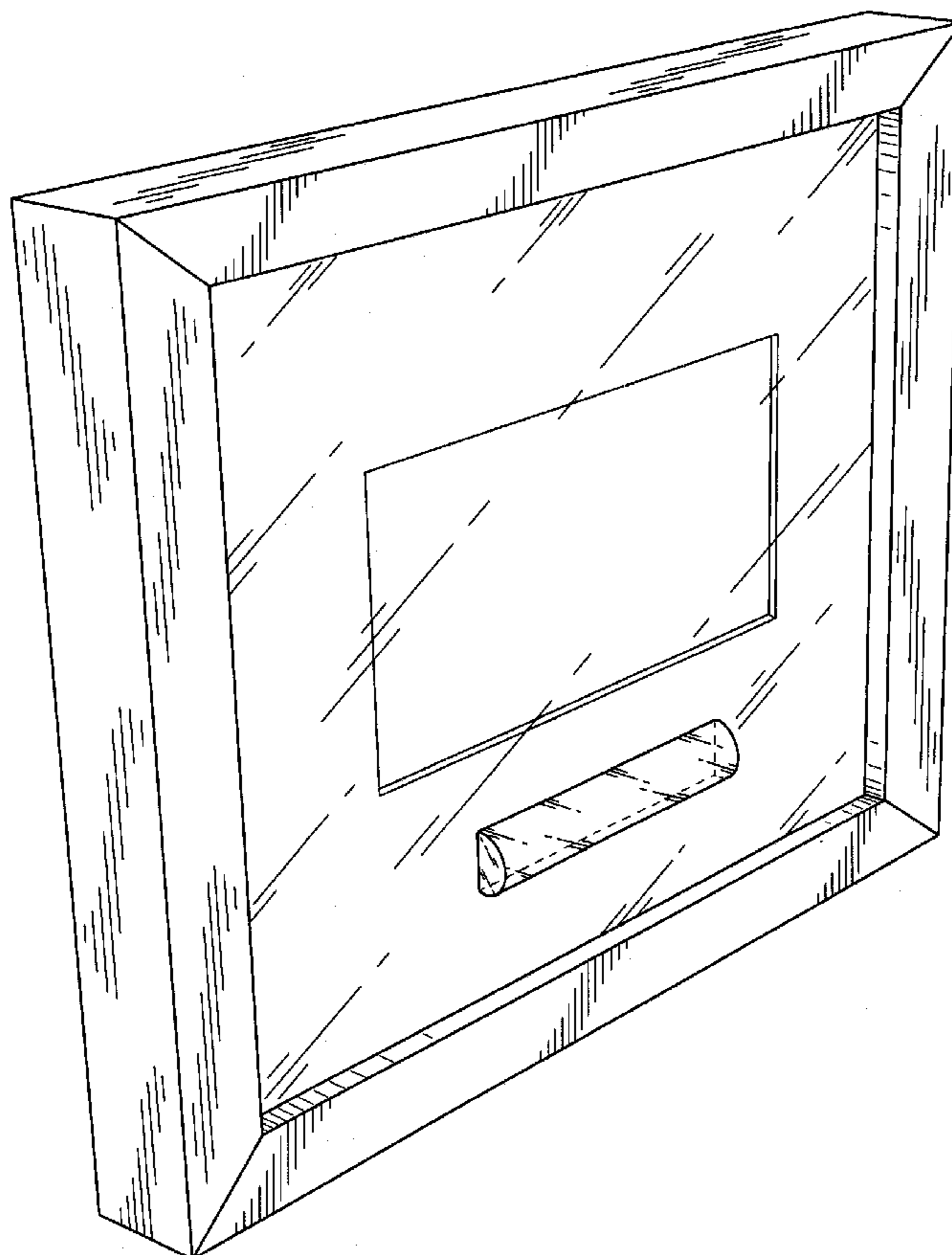
FIG. 1 is a perspective view of a free standing rifle shell holder embodying the invention;  
FIG. 2 is a front view of the free standing rifle shell holder of FIG. 1;  
FIG. 3 is a top view of the free standing rifle shell holder of FIG. 1; and,  
FIG. 4 is a right side view of the free standing rifle shell holder of FIG. 1.

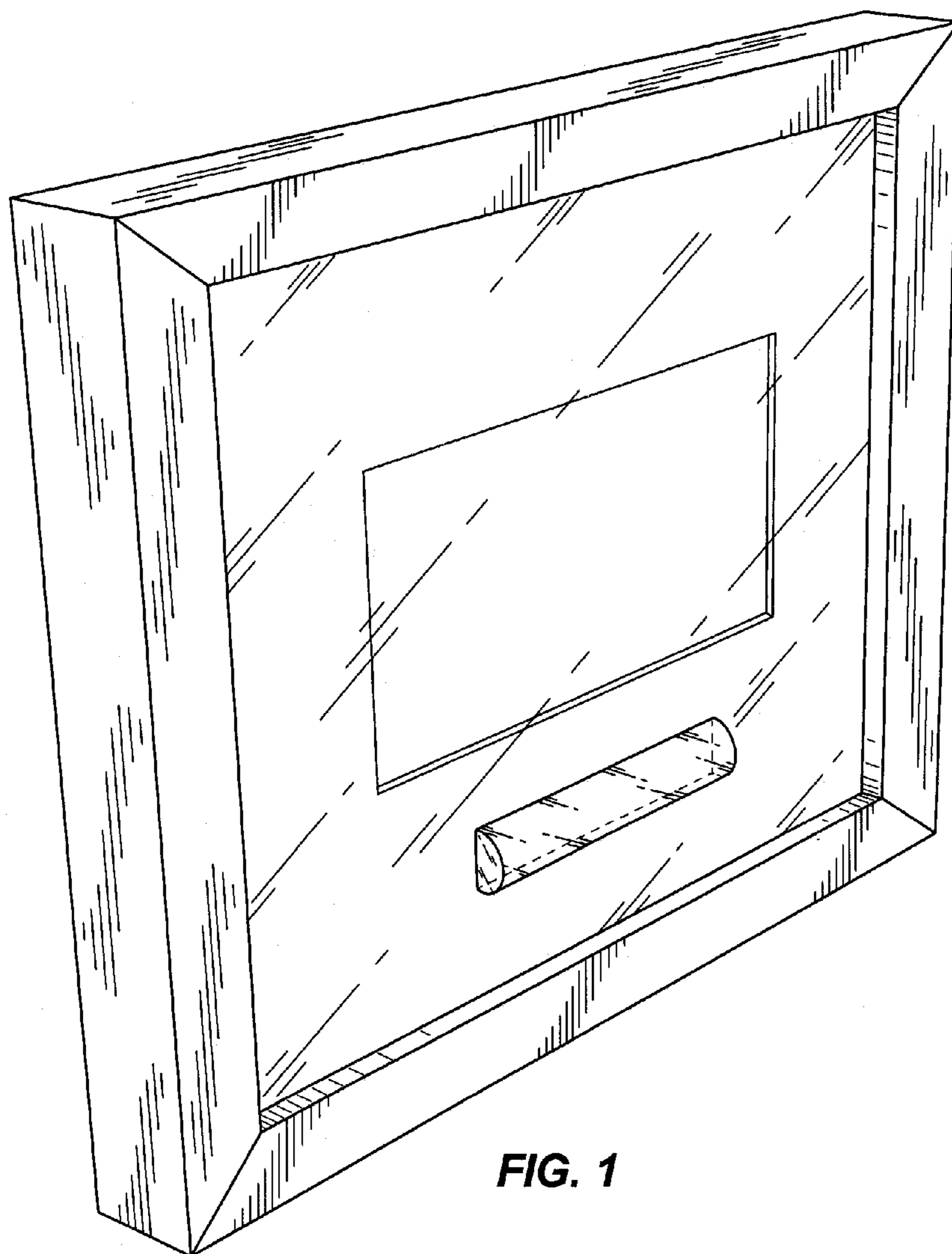
**1 Claim, 3 Drawing Sheets**

(56) **References Cited**

**U.S. PATENT DOCUMENTS**

3,715,823 A	2/1973	Favor et al.
3,949,506 A	4/1976	Benkowski
D259,983 S	7/1981	English
D260,503 S	9/1981	Stangarone
D286,792 S	11/1986	Foster
D320,364 S	10/1991	Hernandez
D330,525 S	10/1992	Grindley, Jr.
D346,761 S	5/1994	Milam
D357,643 S	4/1995	Ilaria et al.
D359,928 S	7/1995	Ilaria et al.





**FIG. 1**

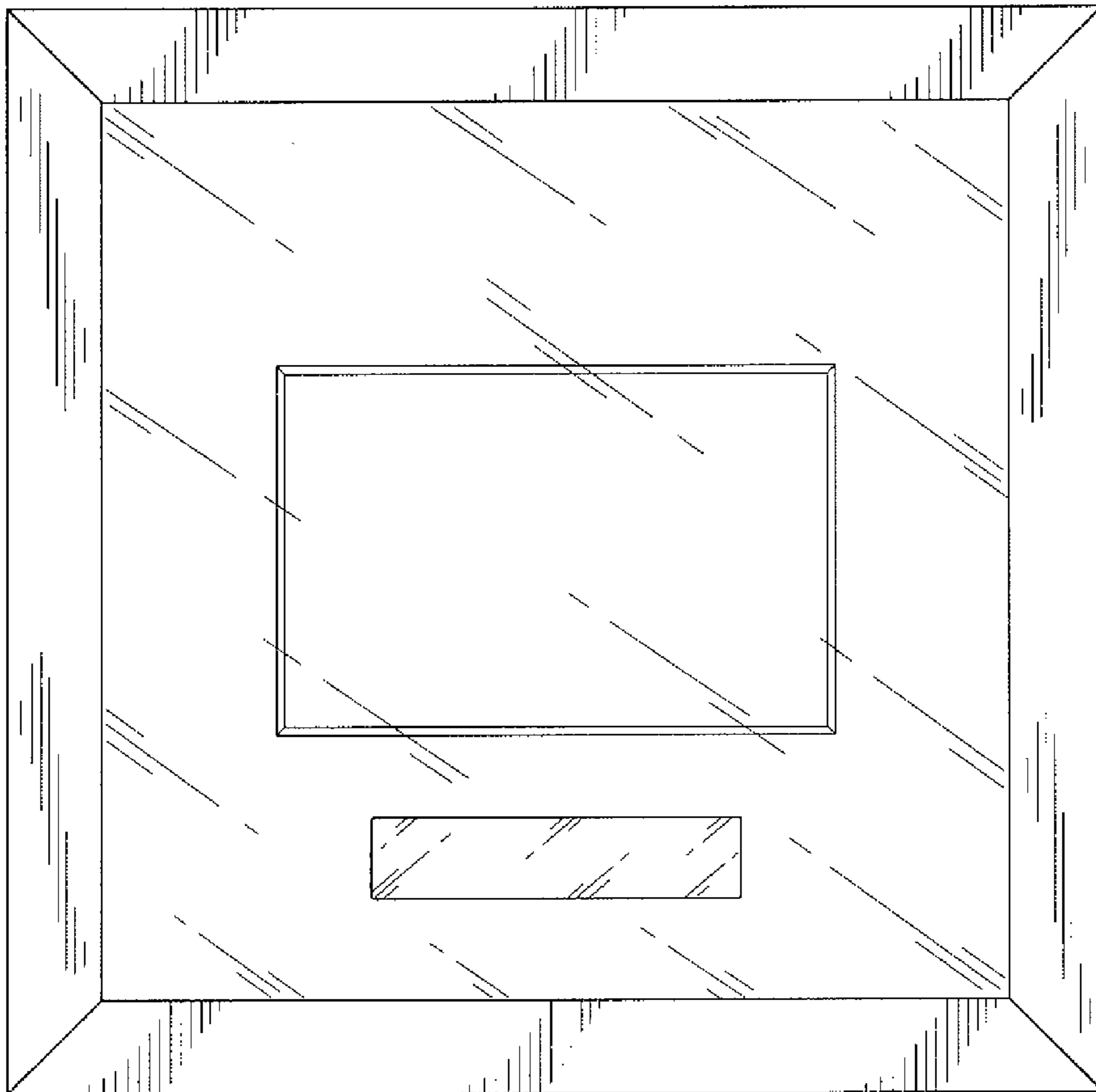


FIG. 2





FIG. 3



**FIG. 4**

UNITED STATES PATENT AND TRADEMARK OFFICE  
**CERTIFICATE OF CORRECTION**

PATENT NO. : D642,384 S  
APPLICATION NO. : 29/375401  
DATED : August 2, 2011  
INVENTOR(S) : Edwin Seckinger

Page 1 of 1

It is certified that error appears in the above-identified patent and that said Letters Patent is hereby corrected as shown below:

On the title page, under the subheading "Description" after the paragraph, which reads "Figure 8 is...of Fig. 5." add the following paragraph --The broken line showing the environment is for illustrative purposes only and forms no part of the claimed design. The bottom view, the left side view, and the rear view, form no part of the claimed design.--

Signed and Sealed this  
Fourteenth Day of February, 2012

A handwritten signature in black ink that reads "David J. Kappos". The signature is written in a cursive, slightly slanted style.

David J. Kappos  
*Director of the United States Patent and Trademark Office*