

US00D642381S

(12) **United States Design Patent**
Walther et al.

(10) **Patent No.:** **US D642,381 S**
(45) **Date of Patent:** **** Aug. 2, 2011**

(54) **PAPER PRODUCT**

(75) Inventors: **Rachael Eden Walther**, Union, KY (US); **Jason Merrill Jones**, Lebanon, OH (US); **John Allen Manifold**, Milan, IN (US); **Douglas Jay Barkey**, Hamilton Township, OH (US); **Ted Alan Monnin**, Cincinnati, OH (US); **Brandy Nicole Lockaby**, Ross Township, OH (US)

D37,829 S 2/1906 Birken
1,046,208 A 2/1922 Seaman
D72,295 S 3/1927 Vandergaw et al.
D93,166 S 8/1934 Hufenus

(Continued)

FOREIGN PATENT DOCUMENTS

JP 2006028685 A 2/2006

(Continued)

(73) Assignee: **The Procter & Gamble Company**, Cincinnati, OH (US)

Primary Examiner — Karen S Acker

(74) *Attorney, Agent, or Firm* — C. Brant Cook

(**) Term: **14 Years**

(57) **CLAIM**

(21) Appl. No.: **29/383,064**

The ornamental design for a paper product, as shown and described.

(22) Filed: **Jan. 12, 2011**

DESCRIPTION

Related U.S. Application Data

(62) Division of application No. 29/330,649, filed on Jan. 12, 2009, now Pat. No. Des. 632,895.

(51) **LOC (9) Cl.** **05-06**

(52) **U.S. Cl.** **D5/37**

(58) **Field of Classification Search** D5/4, 7, D5/47, 53, 56-59, 61, 6, 16, 17, 37; D6/582, D6/585, 586, 612, 622; D11/171, 172; D19/5, D19/6; D24/124-126; 4/581; 5/490, 495; 15/208, 209.1, 215; 112/401, 402; 139/383 B, 139/383 R, 420 R; 162/109, 134; 428/32, 428/39, 57, 66.5, 187, 221, 542.2, 542.6, 428/547

See application file for complete search history.

(56) **References Cited**

U.S. PATENT DOCUMENTS

D11,925 S 8/1880 Poole
D15,192 S 8/1884 Fisher
325,090 A 8/1885 Jordan
D16,439 S 12/1885 Meyer
D17,986 S 12/1887 Meyer


FIG. 1 is a top plan view of a first embodiment of a paper product showing our new paper product it being understood that the inner perimeter of broken lines defines one repeat unit of the claimed design, which repeats uniformly throughout the length and width of the paper product. The outer perimeter of broken lines indicates that a specific length and width of the paper product forms no part of the claimed design;

FIG. 2 is a top plan view of the paper product of FIG. 1; and, FIG. 3 is a top plan view of a second embodiment of a paper product it being understood that the broken lines shown along the border of the figure depict the boundaries of one repeat unit of the claimed design and indicate that a specific length and width of the paper product forms no part of the claimed design. The design repeats uniformly throughout the length and width of the paper product.

The broken lines represent the environment of additional repeat units included to show the design in a position of use and form no part of the claimed design.

The surfaces or portions not shown in the drawings or described in the specification form no part of the claimed design.

1 Claim, 3 Drawing Sheets



US D642,381 S

Page 2

U.S. PATENT DOCUMENTS

D102,106 S 11/1936 Dognin
D123,476 S 11/1940 Edson
D144,330 S 4/1946 Walter
D156,581 S 12/1949 Tobler
D166,176 S 3/1952 Dannecker
D168,540 S 1/1953 Friedman et al.
5,328,565 A 7/1994 Rasch et al.
6,039,839 A 3/2000 Trokhan et al.
D446,656 S 8/2001 Enderby
D448,576 S 10/2001 Guillot et al.
D512,226 S 12/2005 Simoni et al.
D546,067 S 7/2007 Walther et al.
D550,968 S 9/2007 Walther et al.

D570,118 S 6/2008 Kreider et al.
D570,119 S * 6/2008 Salaam D5/37
D570,607 S 6/2008 Salaam
D570,608 S 6/2008 Salaam et al.
D618,462 S * 6/2010 Fung et al. D5/37
D631,261 S * 1/2011 Landry et al. D5/37
D633,721 S * 3/2011 Tambellini D5/37
D634,551 S * 3/2011 Colella et al. D5/37
2010/0294444 A1* 11/2010 Mellin et al. 162/109

FOREIGN PATENT DOCUMENTS

JP 2009174096 A 8/2009

* cited by examiner




Fig. 1




Fig. 2




Fig. 3