



US00D642363S

(12) **United States Design Patent**  
**Rajmohan et al.**

(10) **Patent No.:** **US D642,363 S**

(45) **Date of Patent:** **\*\* Aug. 2, 2011**

(54) **SHOE INSERT**

(76) Inventors: **Mohindar Kaur Rajmohan**, Bristow, VA (US); **Balwindar Kaur Rawalay-VanDeVoort**, Plainfield, IL (US); **Satinder Kaur Rawalay-Cole**, Redondo Beach, CA (US)

(\*\*) Term: **14 Years**

(21) Appl. No.: **29/376,976**

(22) Filed: **Nov. 8, 2010**

(51) **LOC (9) Cl.** ..... **02-04**

(52) **U.S. Cl.** ..... **D2/961**

(58) **Field of Classification Search** ..... D2/914,  
D2/946-962; 36/43, 44, 71, 88, 91-94, 100,  
36/101, 126, 136, 145, 154, 173

See application file for complete search history.

(56) **References Cited**

**U.S. PATENT DOCUMENTS**

|              |         |              |       |        |
|--------------|---------|--------------|-------|--------|
| D188,932 S * | 10/1960 | Cleghorne    | ..... | D2/961 |
| D429,555 S * | 8/2000  | Kelley       | ..... | D2/961 |
| 6,598,321 B2 | 7/2003  | Crane        |       |        |
| D509,951 S * | 9/2005  | Johnson      | ..... | D2/961 |
| D513,358 S * | 1/2006  | Amado et al. | ..... | D2/961 |

|              |         |                 |       |        |
|--------------|---------|-----------------|-------|--------|
| D545,532 S * | 7/2007  | Sawtelle et al. | ..... | D2/947 |
| D551,830 S * | 10/2007 | Fudalik         | ..... | D2/946 |
| D555,889 S * | 11/2007 | Anders et al.   | ..... | D2/961 |
| D572,449 S * | 7/2008  | Ringholz        | ..... | D2/961 |
| D580,639 S * | 11/2008 | Wurzburg        | ..... | D2/961 |
| D588,348 S * | 3/2009  | Elliott et al.  | ..... | D2/961 |
| D595,942 S * | 7/2009  | White et al.    | ..... | D2/961 |
| D604,033 S * | 11/2009 | Feldman         | ..... | D2/961 |
| D611,237 S * | 3/2010  | Torrance et al. | ..... | D2/961 |
| D614,842 S * | 5/2010  | Vasyli          | ..... | D2/961 |

\* cited by examiner

*Primary Examiner* — Stella Reid

*Assistant Examiner* — Keli L Hill

(57) **CLAIM**

We claim the ornamental design for an shoe insert, as shown and described.

**DESCRIPTION**

FIG. 1 is a top plan view of a shoe insert, embodying my new design;

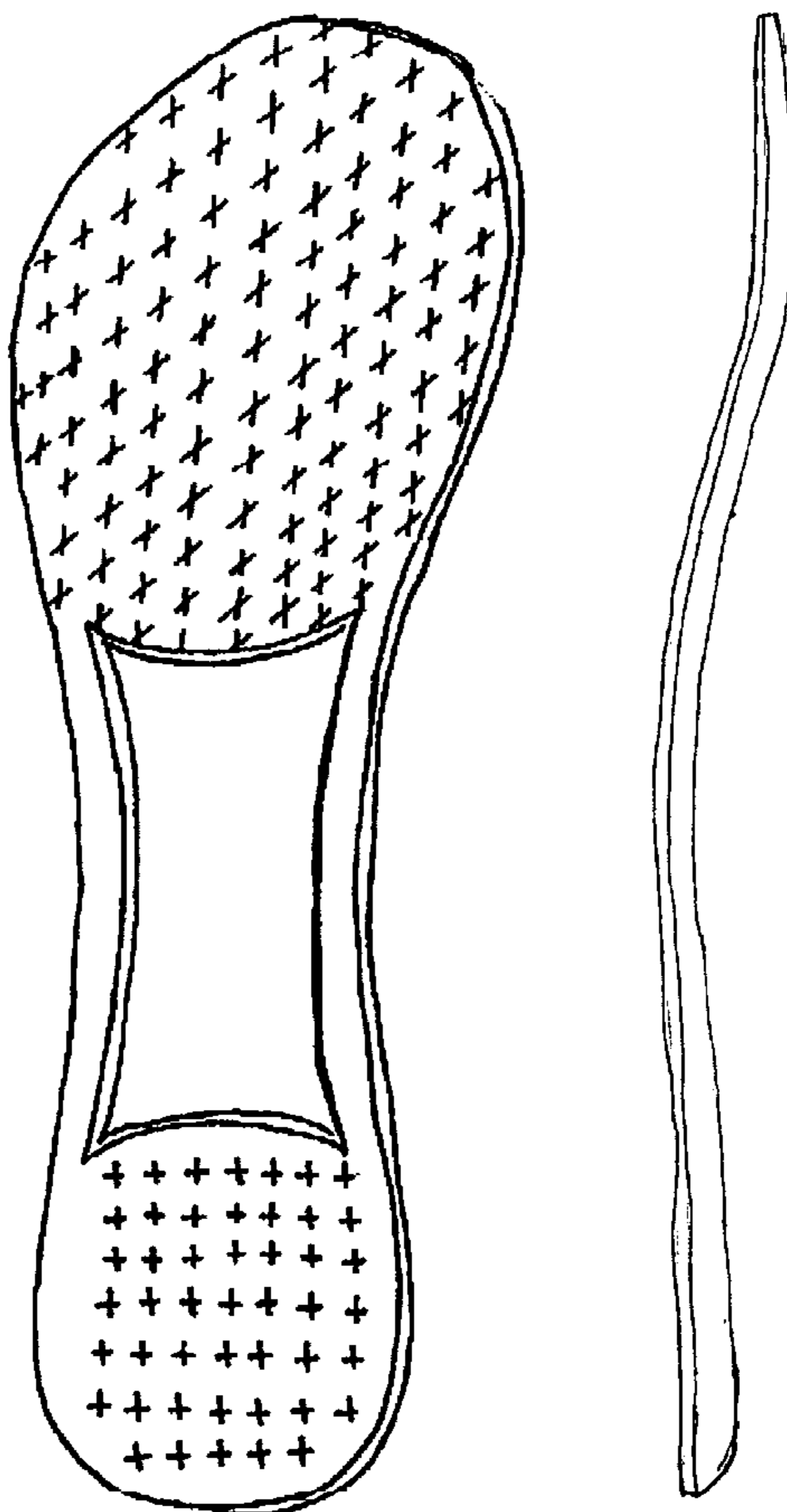
FIG. 2 is a bottom perspective view thereof;

FIG. 3 is a side view thereof; and,

FIG. 4 is a top perspective view thereof.

Our shoe insert's unique characterization is the center has been removed to reveal shoe's designer label.

**1 Claim, 4 Drawing Sheets**



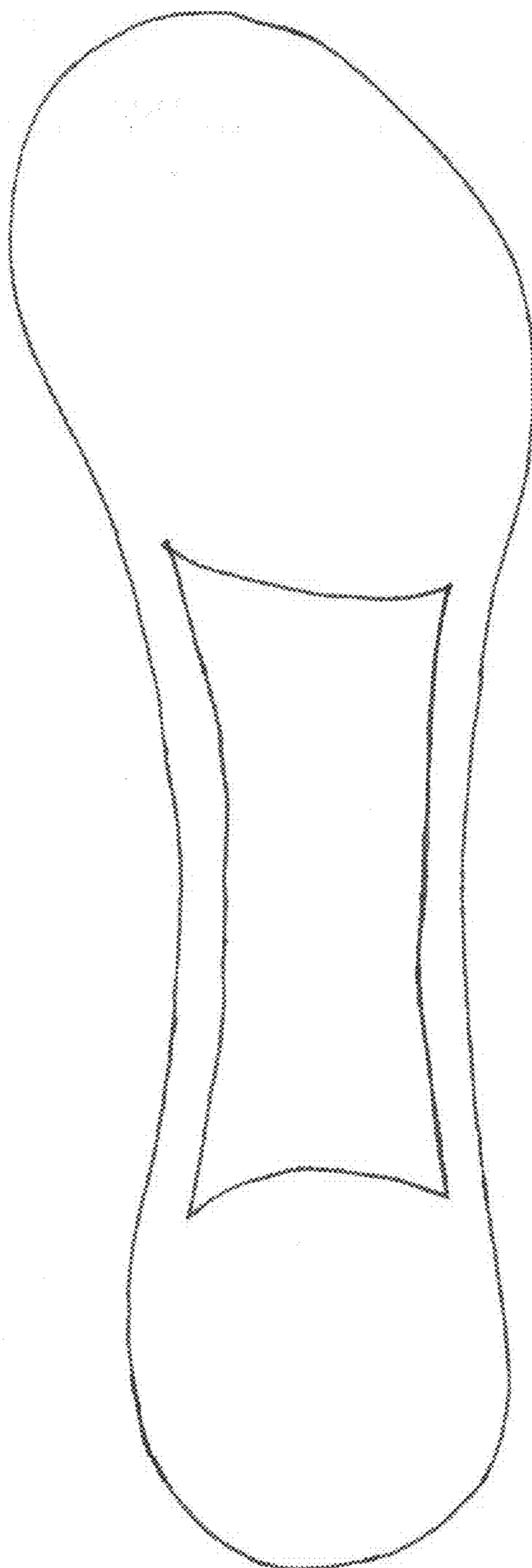


FIG. 1

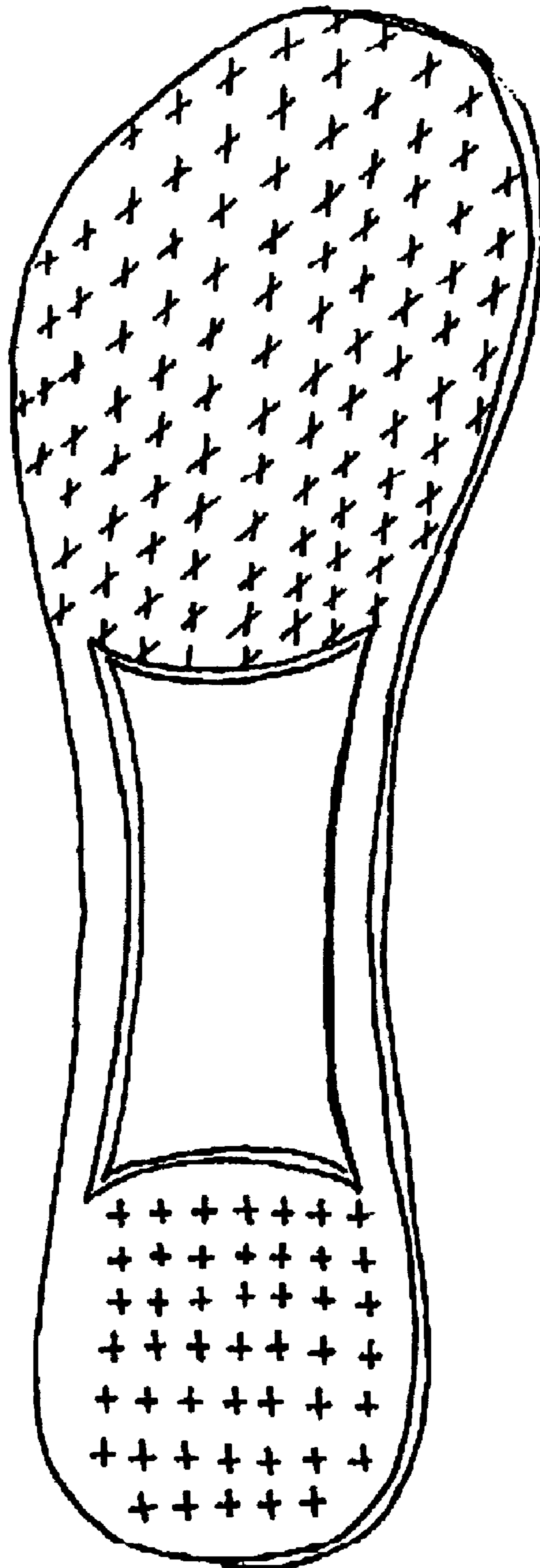


FIG. 2




FIG. 3

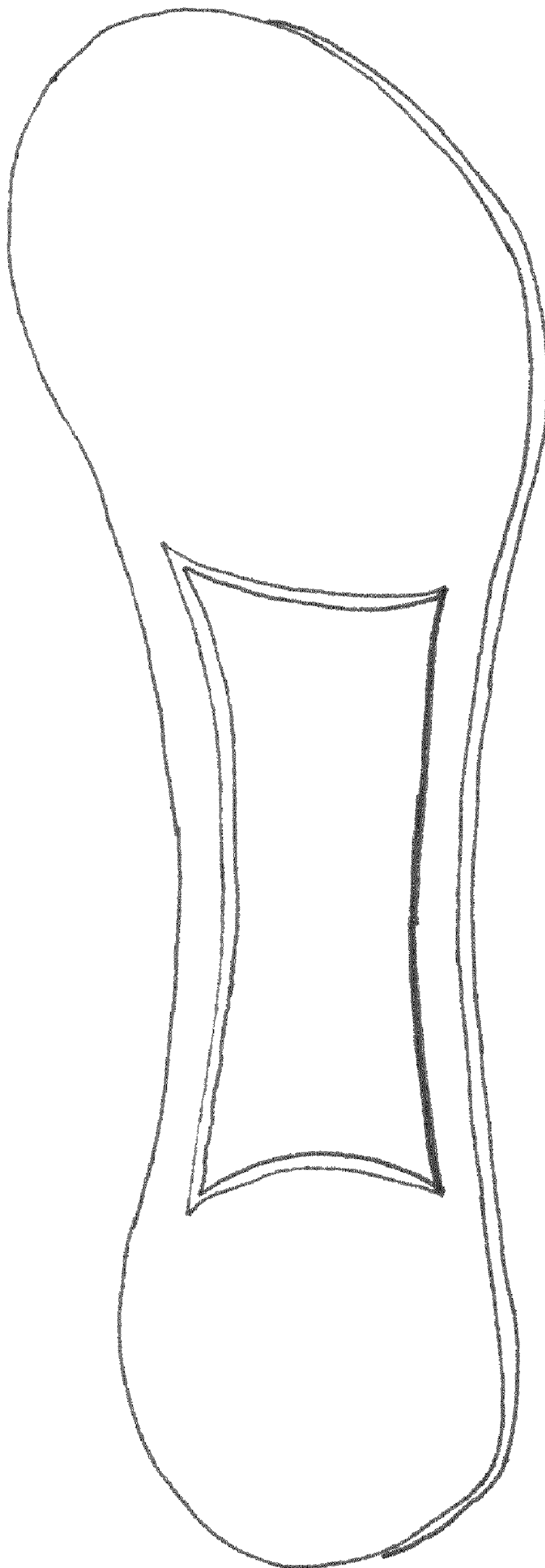


FIG. 4