



US00D642325S

(12) **United States Design Patent**
Parker et al.

(10) **Patent No.:** **US D642,325 S**
(45) **Date of Patent:** **** Jul. 26, 2011**

(54) **LIGHT CONDUCTIVE LIGHT EMITTER FOR LIGHT EMITTING DIODE LIGHT SOURCE**

(75) Inventors: **Jeffery R. Parker**, Richfield, OH (US);
Timothy M. Parker, Naples, FL (US)

(73) Assignee: **Rambus International Ltd.** (KY)

(**) Term: **14 Years**

(21) Appl. No.: **29/382,963**

(22) Filed: **Jan. 10, 2011**

(51) **LOC (9) Cl.** **26-99**

(52) **U.S. Cl.** **D26/118**

(58) **Field of Classification Search** D26/122,
D26/138, 118, 120, 76, 80, 63, 62, 68, 121,
D26/155, 152, 2, 24, 25, 26, 28, 46, 47, 49,
D26/60, 67, 71, 72, 73, 78, 79, 81, 83, 85,
D26/88, 93, 101, 102, 103, 104, 105, 110,
D26/113, 119, 123, 124, 128, 127, 129, 130,
D26/135, 137, 154, 86, 90, 140, 142, 145;
362/362, 363, 326, 329, 330, 342, 351, 356,
362/357, 296, 297, 299, 300, 301, 302, 317,
362/325, 377, 121, 147, 148, 151, 171, 186,
362/218, 219, 648, 650, 257, 279, 280, 290,
362/292, 293; D13/179, 180

See application file for complete search history.

(56) **References Cited**

U.S. PATENT DOCUMENTS

D75,337	S	*	5/1928	Beardsley	D26/108
D77,765	S	*	2/1929	Guth	D26/81
D77,794	S	*	2/1929	Terrell	D26/130
1,791,718	A	*	2/1931	McDougall et al.	362/291
1,876,667	A	*	9/1932	Gunnison	362/303
2,087,750	A	*	7/1937	Bookman, Jr.	362/354
2,100,078	A	*	11/1937	Henningsen	362/354
2,142,395	A	*	1/1939	Herron	362/291
2,358,347	A	*	9/1944	Paul	362/235
D145,583	S	*	9/1946	Lolli	D26/103

2,435,715	A	*	2/1948	Headings	362/216
D162,173	S	*	2/1951	Julien et al.	D26/86
D162,723	S	*	4/1951	Gregg	D26/85
2,566,672	A	*	9/1951	Nave et al.	248/174
2,567,336	A	*	9/1951	Hendricks	362/291
2,586,389	A	*	2/1952	Shear et al.	362/293
D170,841	S	*	11/1953	Vigon	D26/102
3,178,569	A	*	4/1965	Martin	362/296.05
3,600,572	A	*	8/1971	Grunwald	362/358
D286,682	S	*	11/1986	Greenlee	D26/63
D302,048	S	*	7/1989	Dolfi	D26/103
D345,518	S	*	3/1994	Merlo	D10/106.1
D370,070	S	*	5/1996	Kay	D26/67
5,584,574	A	*	12/1996	Haddad	362/359
D414,579	S	*	9/1999	Denison et al.	D26/68
D477,424	S	*	7/2003	Avital	D26/9
6,612,720	B1	*	9/2003	Beadle	362/287

(Continued)

Primary Examiner — Cathron C Brooks

Assistant Examiner — Kevin Rudzinski

(74) *Attorney, Agent, or Firm* — Renner, Otto, Boisselle & Sklar, LLP

(57) **CLAIM**

The ornamental design for a light conductive light emitter for a light emitting diode light source, as shown and described.

DESCRIPTION

FIG. 1 is a perspective view of a light conductive light emitter for a light emitting diode light source showing our new design.

FIG. 2 is a front view thereof.

FIG. 3 is a back view thereof.

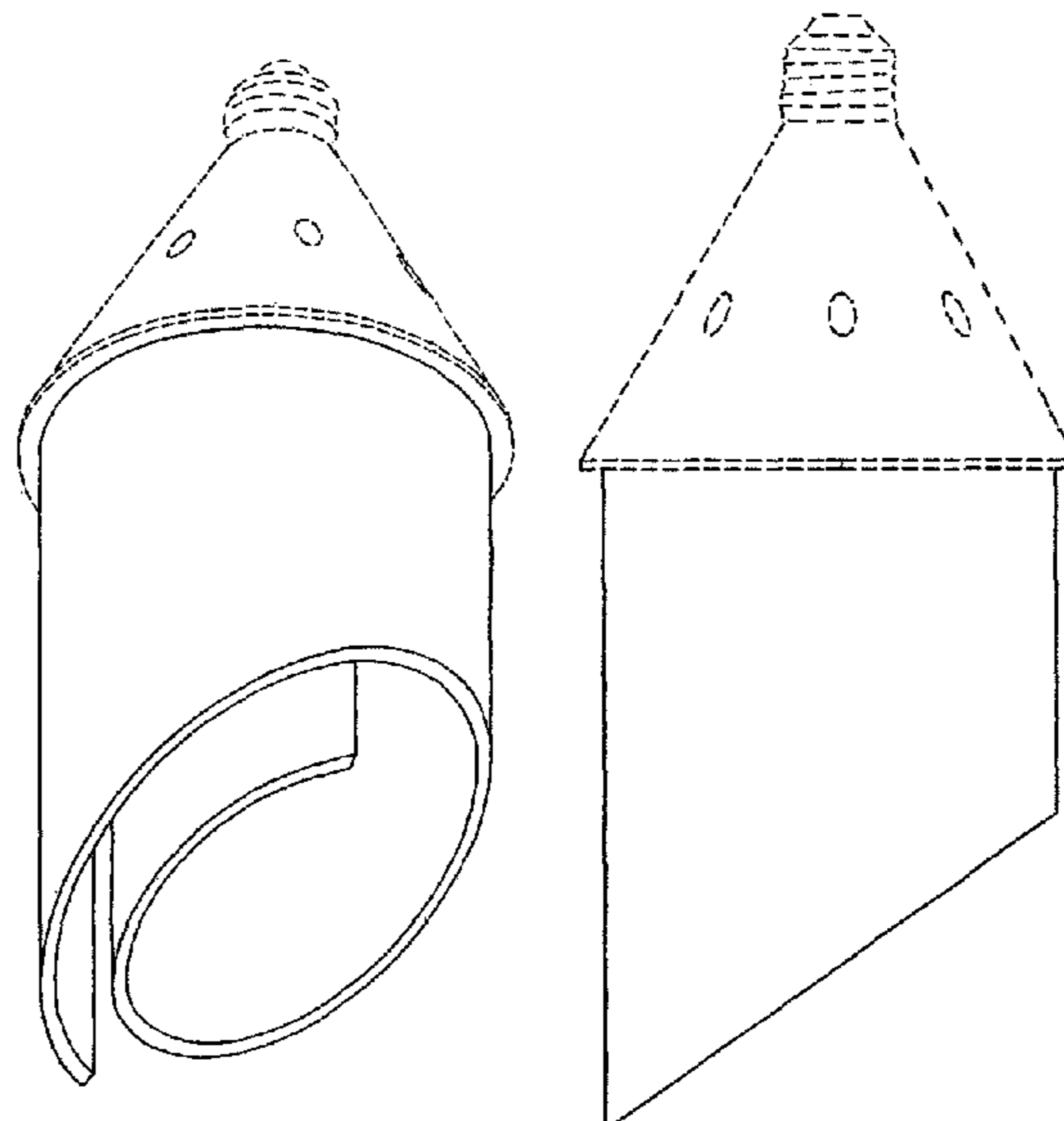
FIG. 4 is a left side view thereof.

FIG. 5 is a right side view thereof; and,

FIG. 6 is a bottom view thereof.

The broken lines shown in the drawing disclosure illustrate unclaimed environmental features that form no part of the claimed design.

1 Claim, 2 Drawing Sheets



US D642,325 S

Page 2

U.S. PATENT DOCUMENTS

6,874,905	B1 *	4/2005	Beadle	362/153.1	D584,849	S *	1/2009	Otero	D26/88
D519,662	S *	4/2006	Mullen	D26/61	D596,342	S *	7/2009	Sabernig	D26/105
7,114,821	B2 *	10/2006	Currie et al.	362/96	D610,729	S *	2/2010	Kushinskaya et al.	D26/63
D560,838	S *	1/2008	Monroe et al.	D26/63	D624,690	S *	9/2010	Thompson et al.	D26/71
D583,975	S *	12/2008	Kushinskaya et al.	D26/63	2006/0193138	A1 *	8/2006	Montefusco	362/359

* cited by examiner

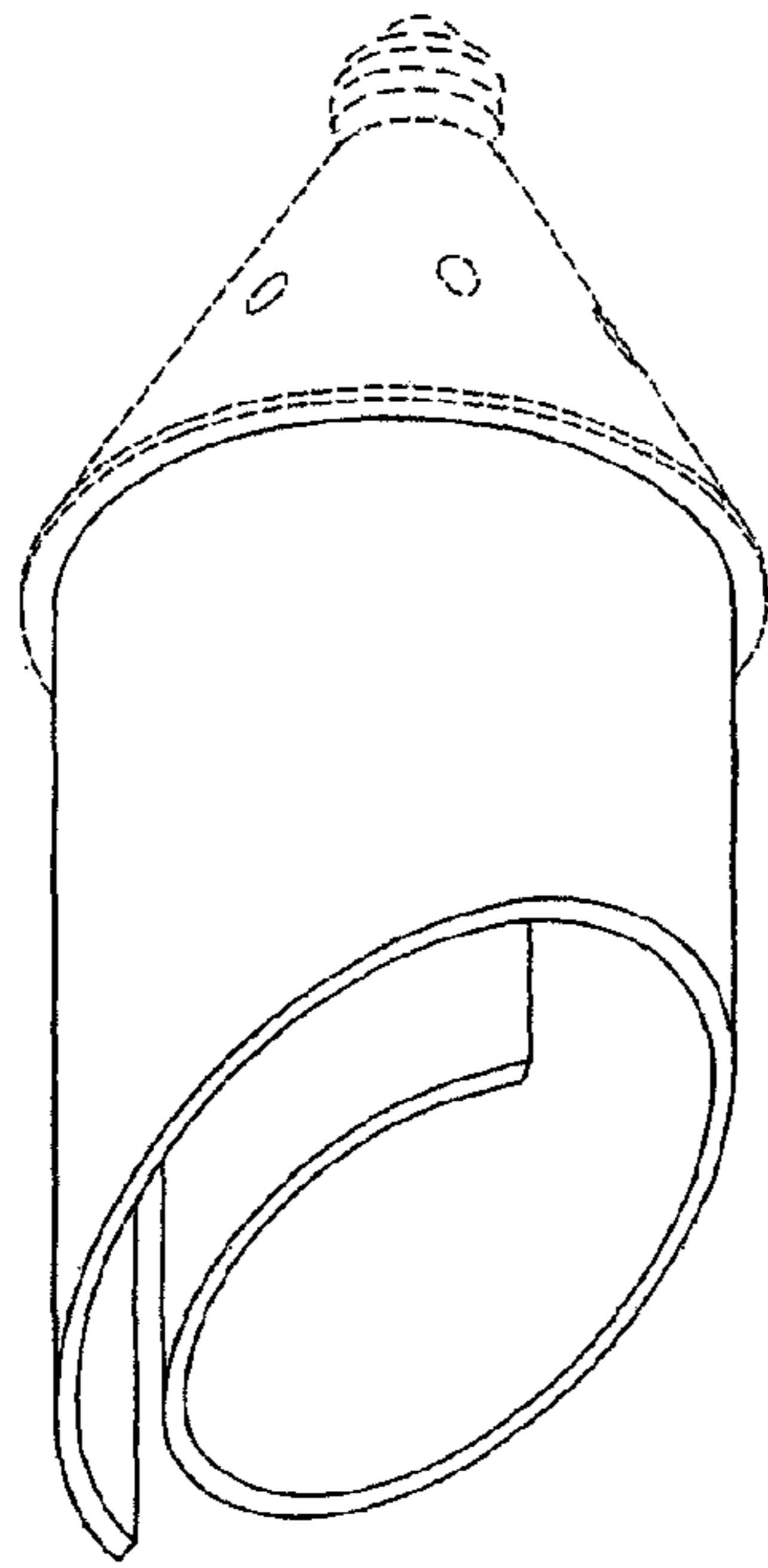


FIG. 1

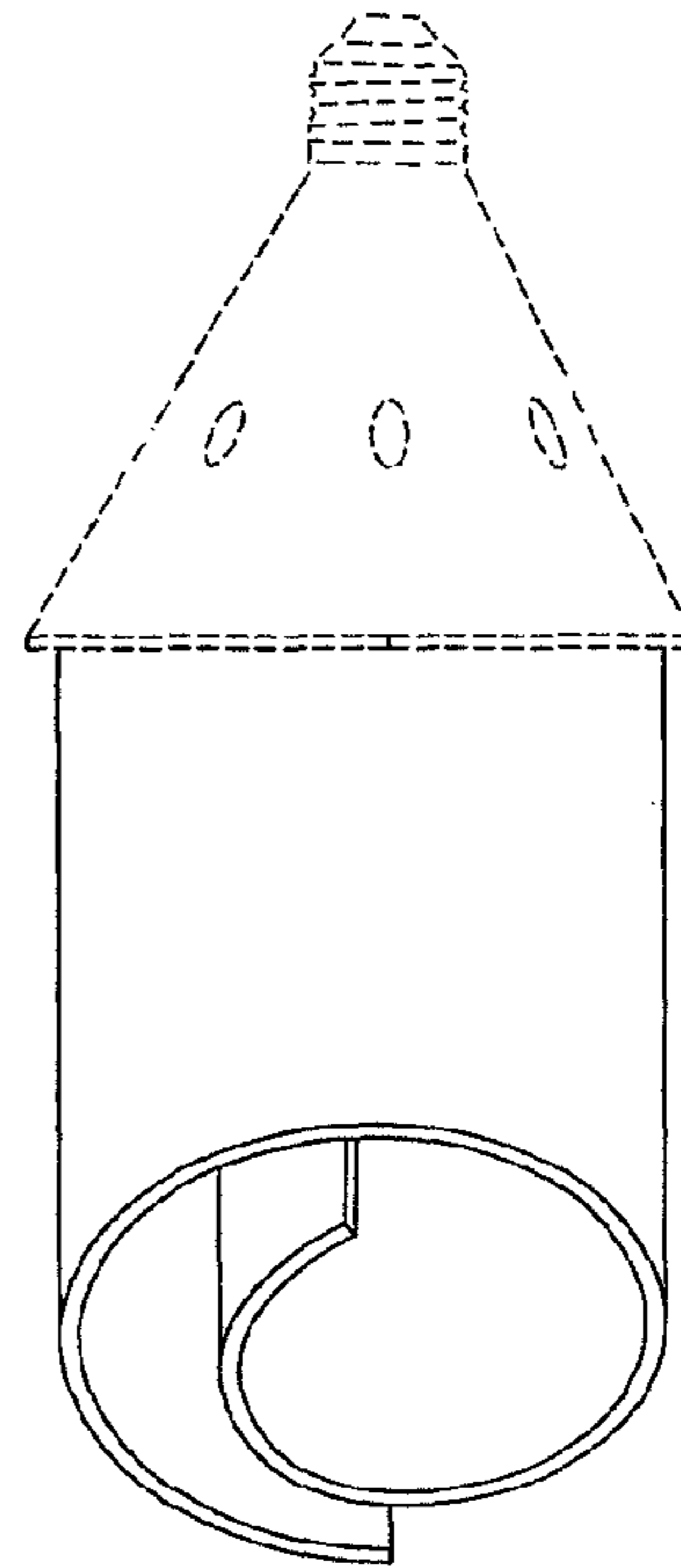


FIG. 2

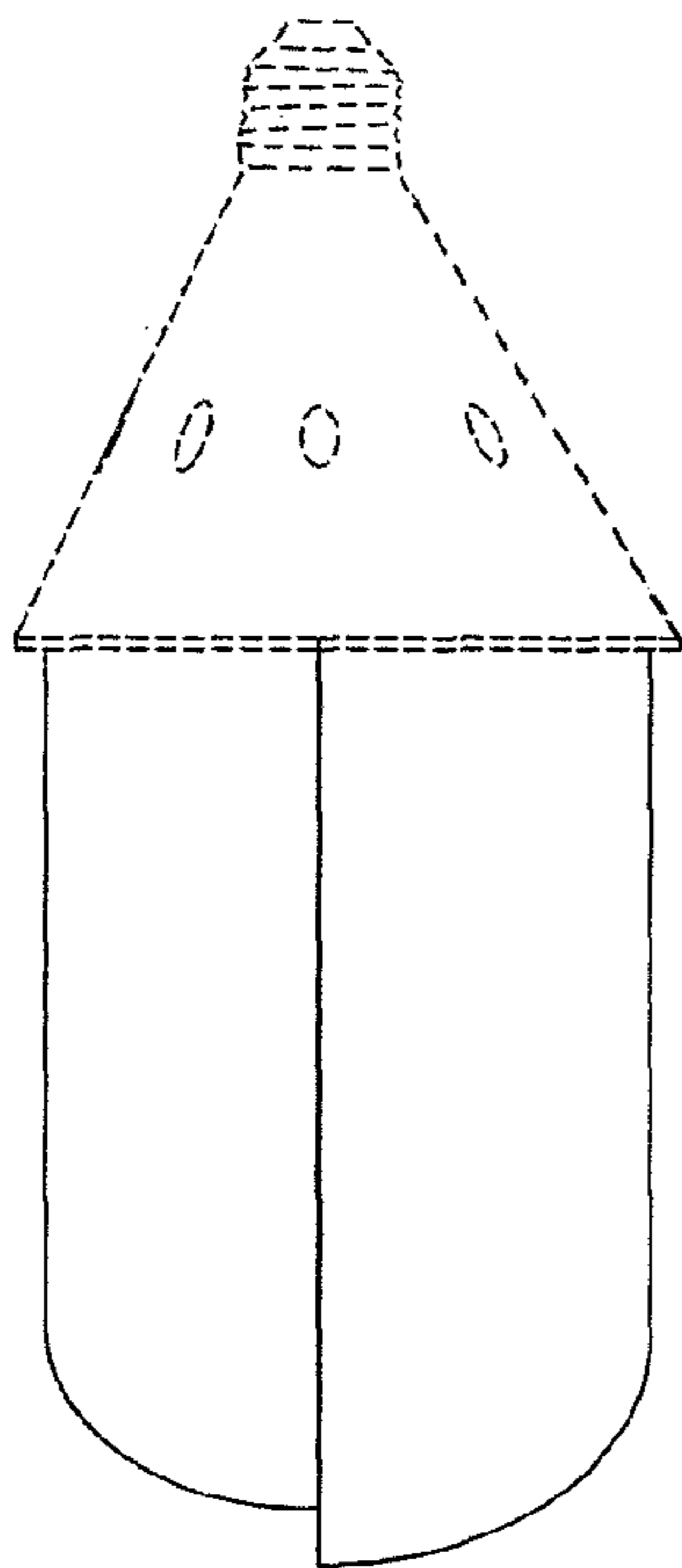


FIG. 3

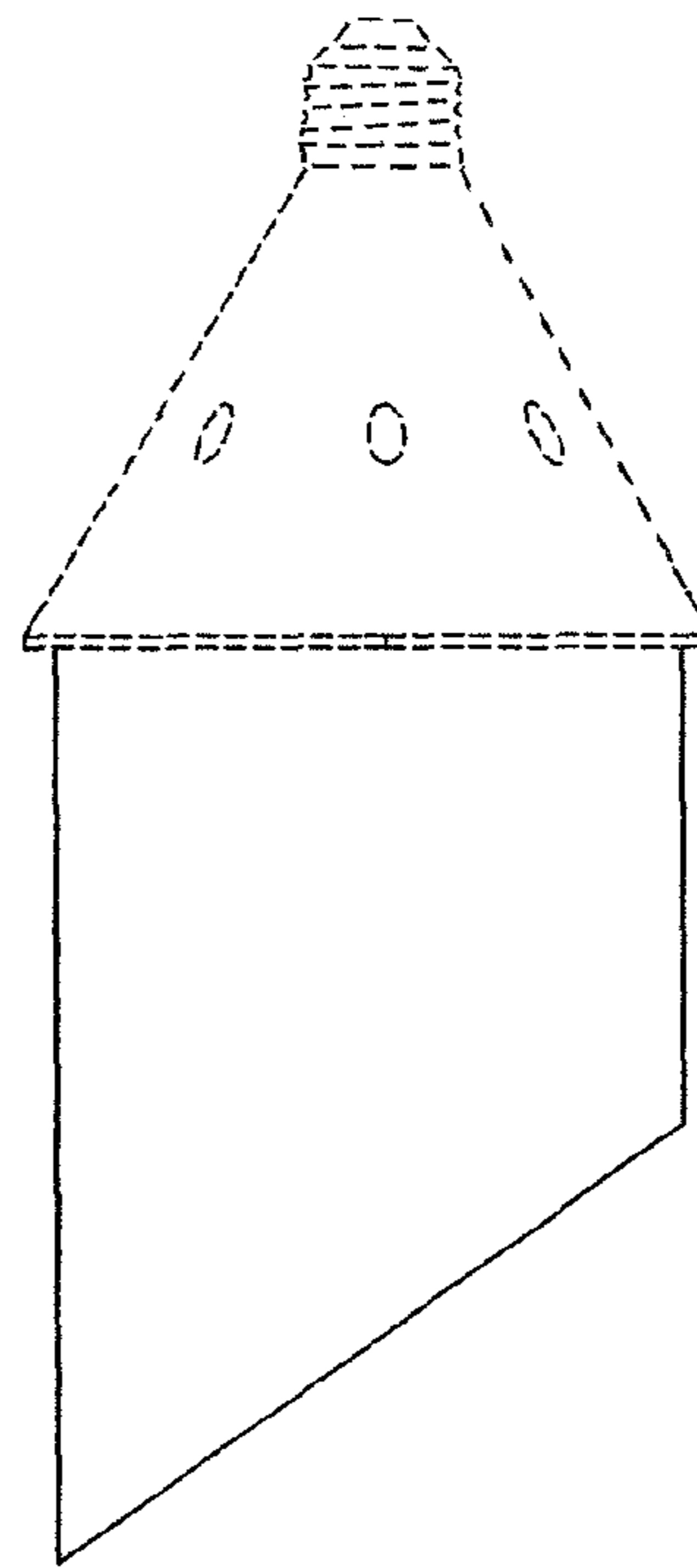


FIG. 4

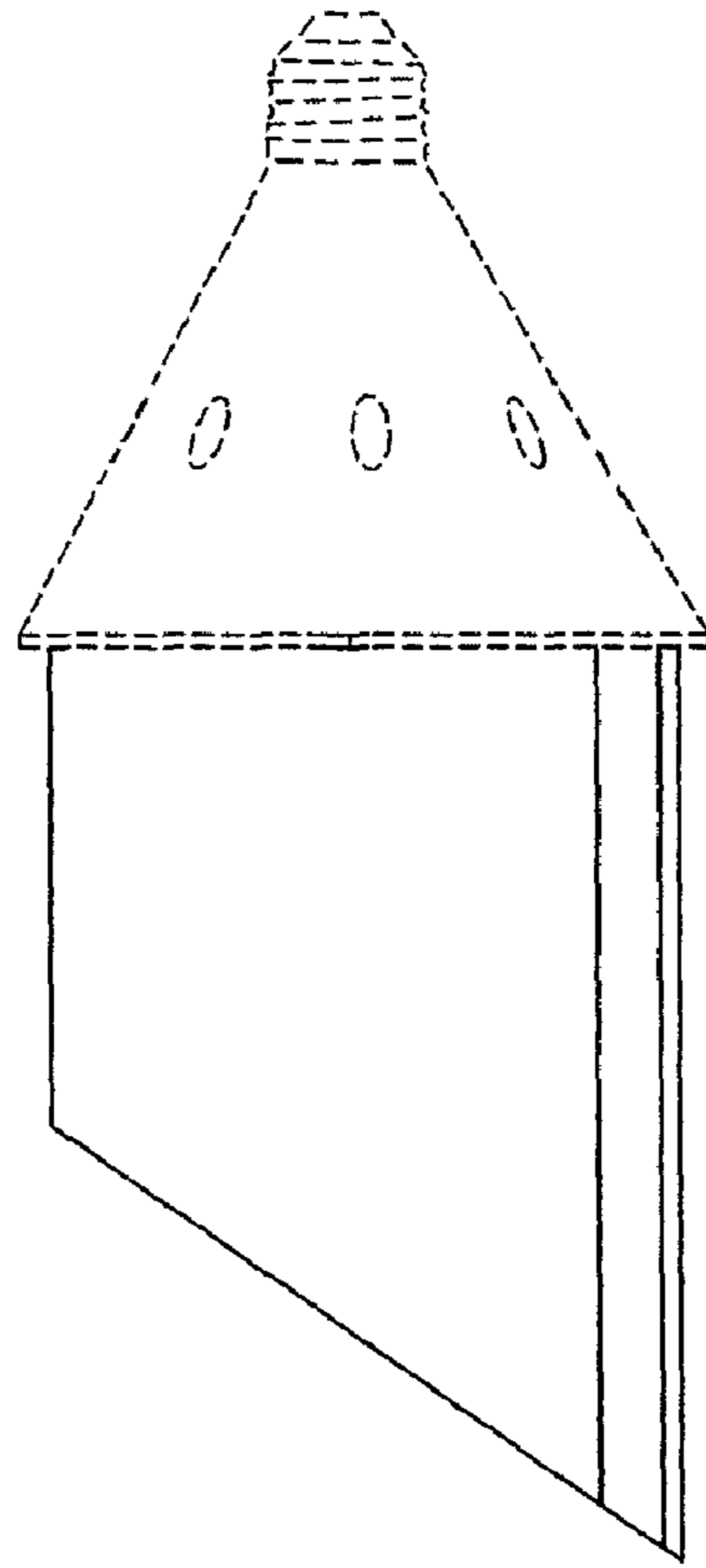


FIG. 5

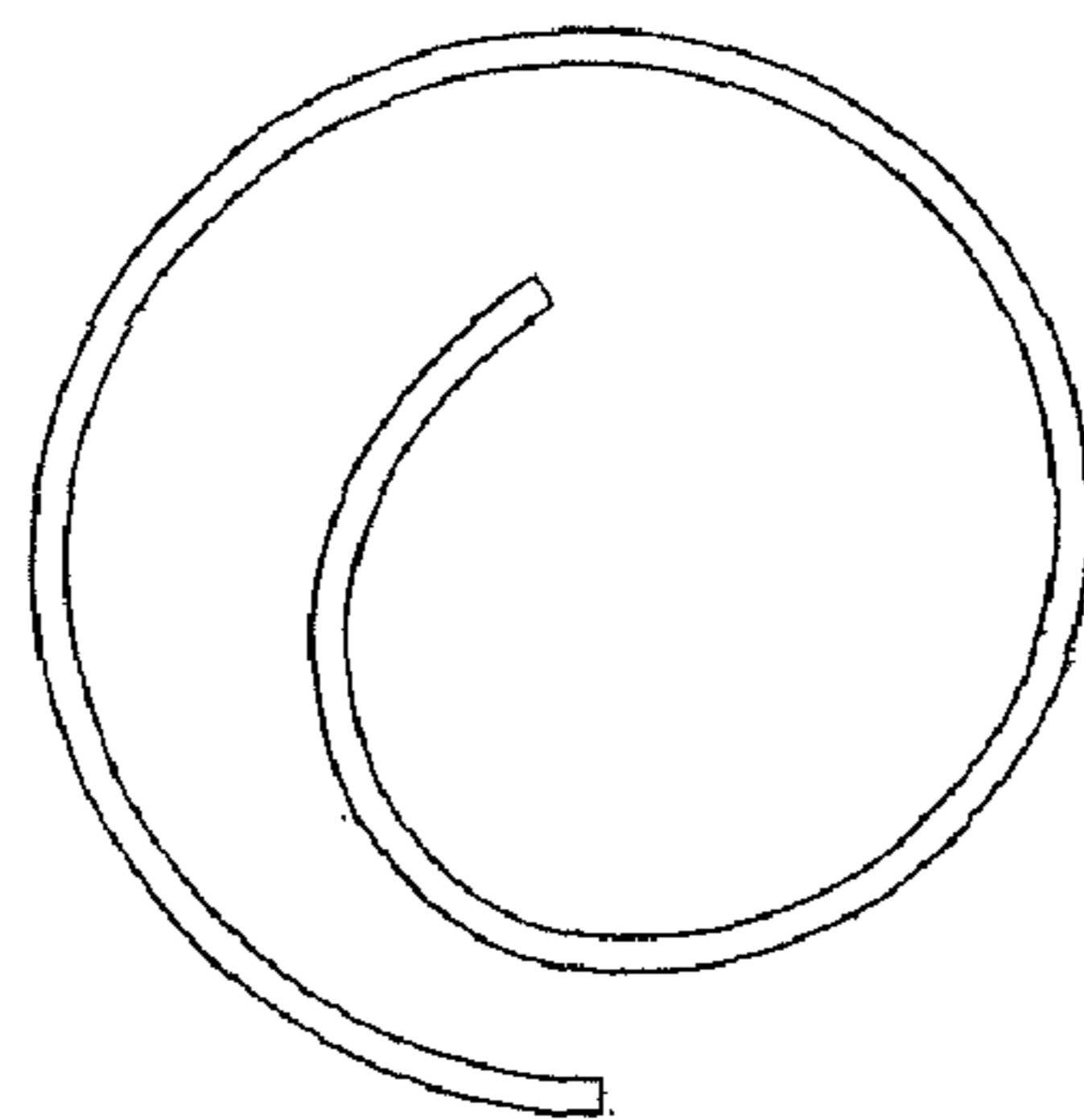


FIG. 6