



US00D642321S

(12) **United States Design Patent**
Eusterbrock

(10) **Patent No.:** **US D642,321 S**

(45) **Date of Patent:** **** Jul. 26, 2011**

(54) **FLOOR LAMP**

(75) Inventor: **Paul W. Eusterbrock**, St. Paul, MN
(US)

(73) Assignee: **Holtkoetter International, Inc.**, South
Saint Paul, MN (US)

(**) Term: **14 Years**

(21) Appl. No.: **29/357,948**

(22) Filed: **Mar. 19, 2010**

(51) **LOC (9) Cl.** **26-03**

(52) **U.S. Cl.** **D26/106; D26/93**

(58) **Field of Classification Search** D26/1,

D26/24, 67, 93-94, 104-112; 362/3, 153,

362/186, 217, 255, 257, 277, 317, 351, 353,

362/362, 363, 382, 431, 433, 458, 806

See application file for complete search history.

(56) **References Cited**

U.S. PATENT DOCUMENTS

- D76,276 S * 9/1928 Wolter D26/105
- D112,639 S * 12/1938 Higgins D26/112
- D204,793 S * 5/1966 Rodriguez D26/93
- D280,348 S * 8/1985 Pupulidy D26/93
- D328,152 S * 7/1992 Benghozi D26/106

- D370,071 S * 5/1996 Sonneman D26/106
- D414,289 S * 9/1999 Diaz-Azcuy D26/110
- D433,176 S * 10/2000 Barry D26/112
- D484,271 S * 12/2003 Chandler D26/93
- D536,474 S * 2/2007 Chandler D26/93
- D577,457 S * 9/2008 Chandler D26/93

* cited by examiner

Primary Examiner — Brian N Vinson

(74) *Attorney, Agent, or Firm* — Oppenheimer Wolff &
Donnelly LLP

(57) **CLAIM**

The ornamental design for a floor lamp, as shown and
described.

DESCRIPTION

FIG. 1 is a perspective view of a floor lamp showing my new
design;

FIG. 2 is a front plan view thereof;

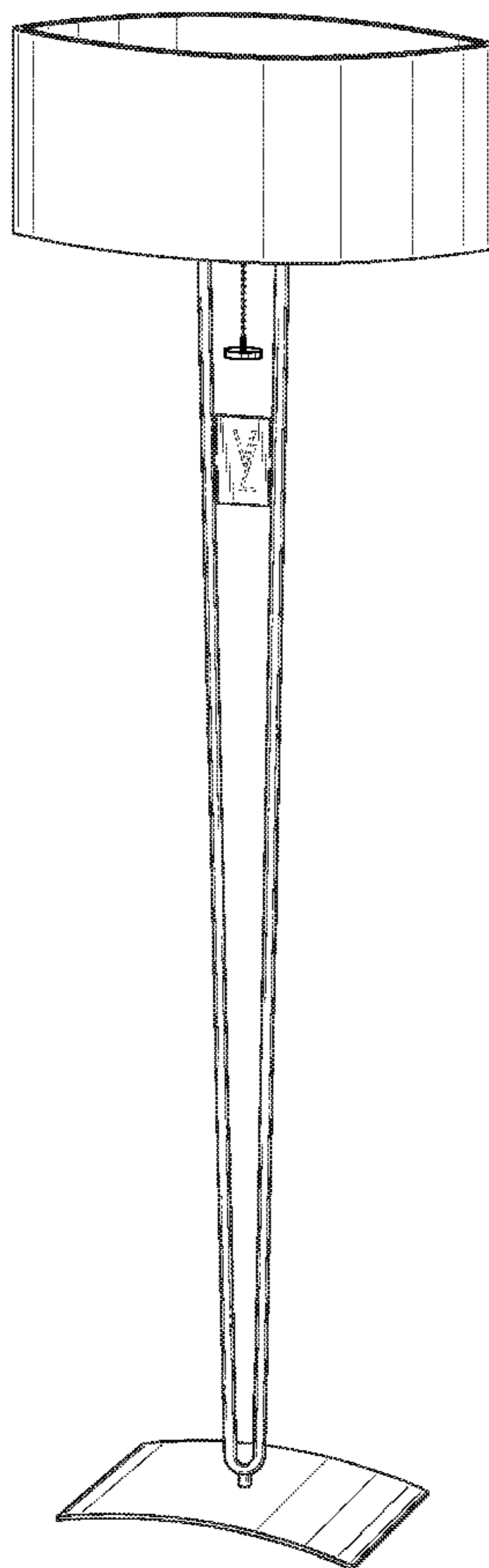
FIG. 3 is a side elevational view thereof;

FIG. 4 is a top plan view thereof; and,

FIG. 5 is a bottom plan view thereof.

The broken-line disclosure in the views is understood to
represent a portion of the article in which the claimed design
is embodied, but which forms no part of the claimed design.

1 Claim, 4 Drawing Sheets



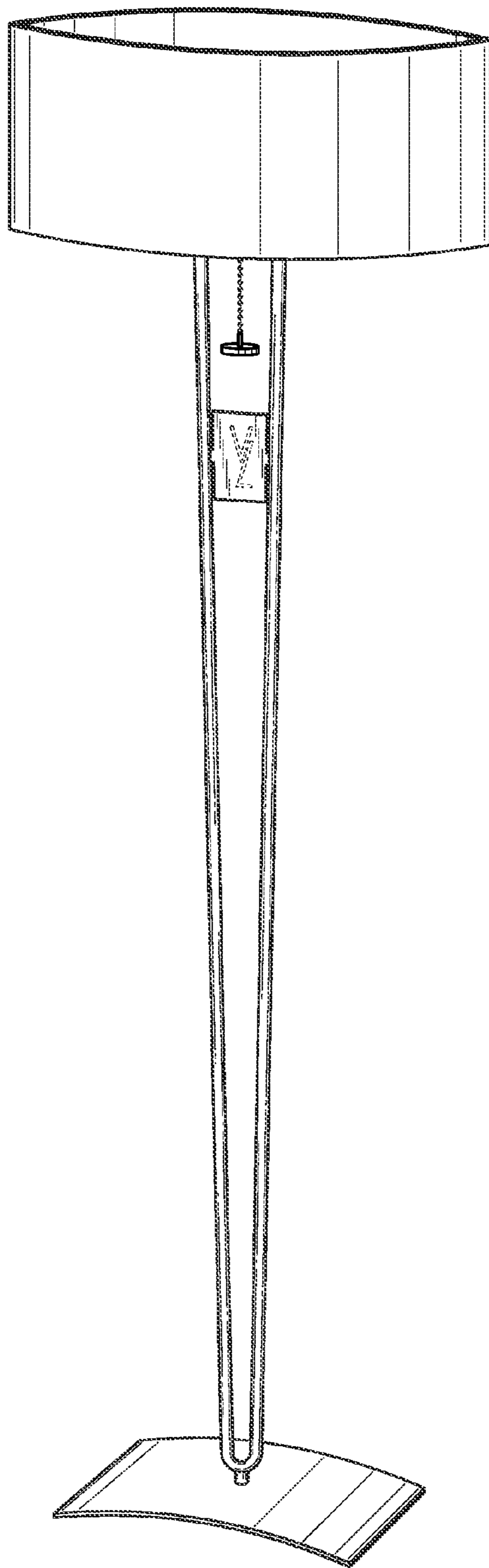


Fig. 1

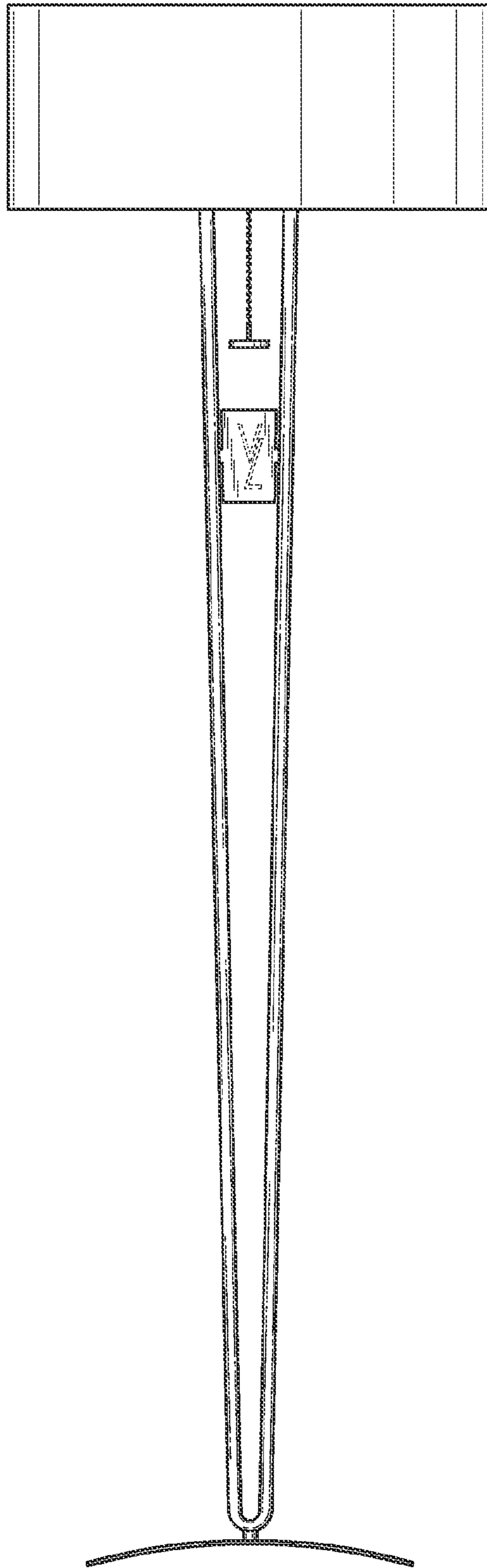


Fig. 2

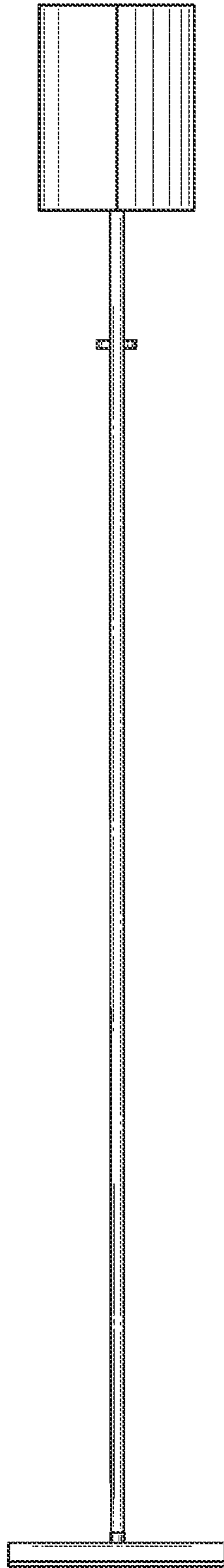


Fig. 3

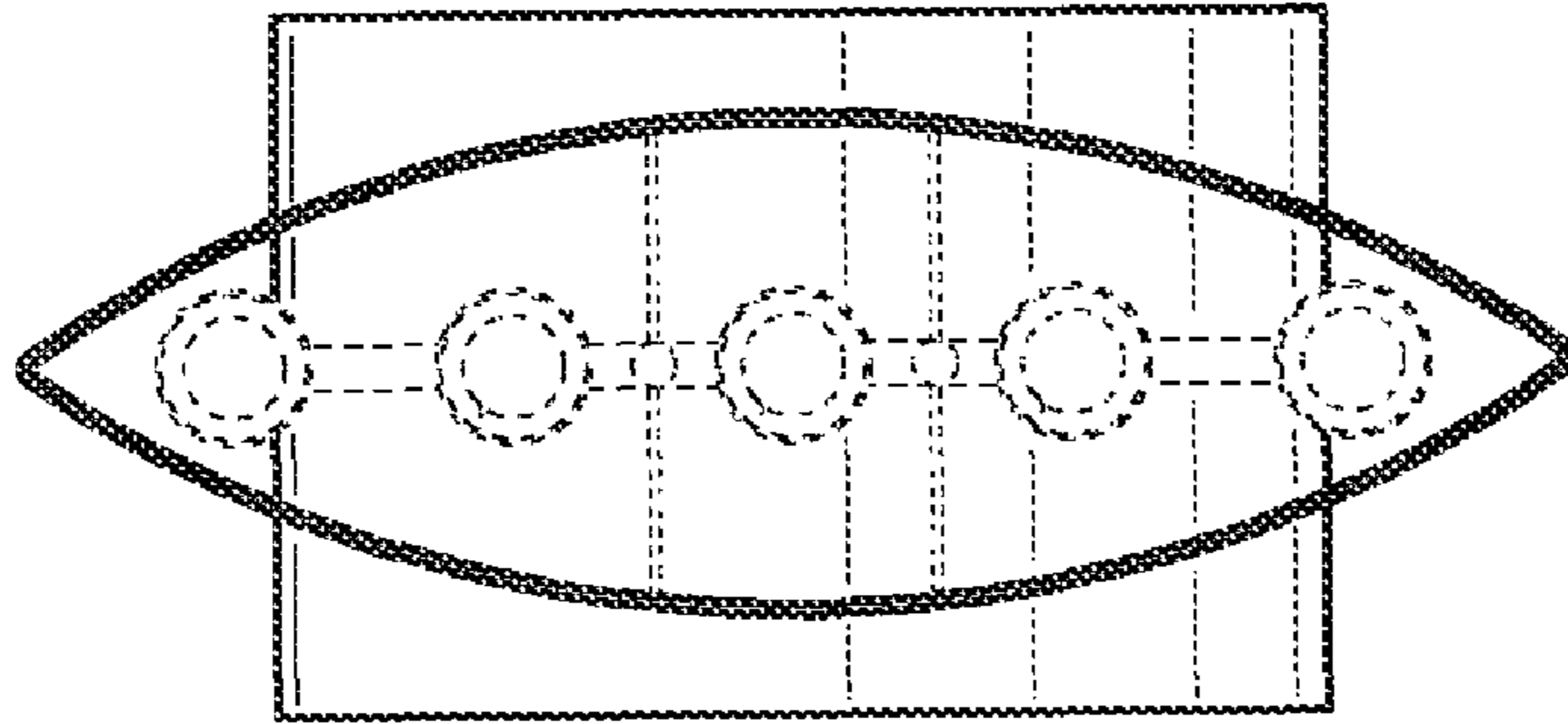


Fig. 4

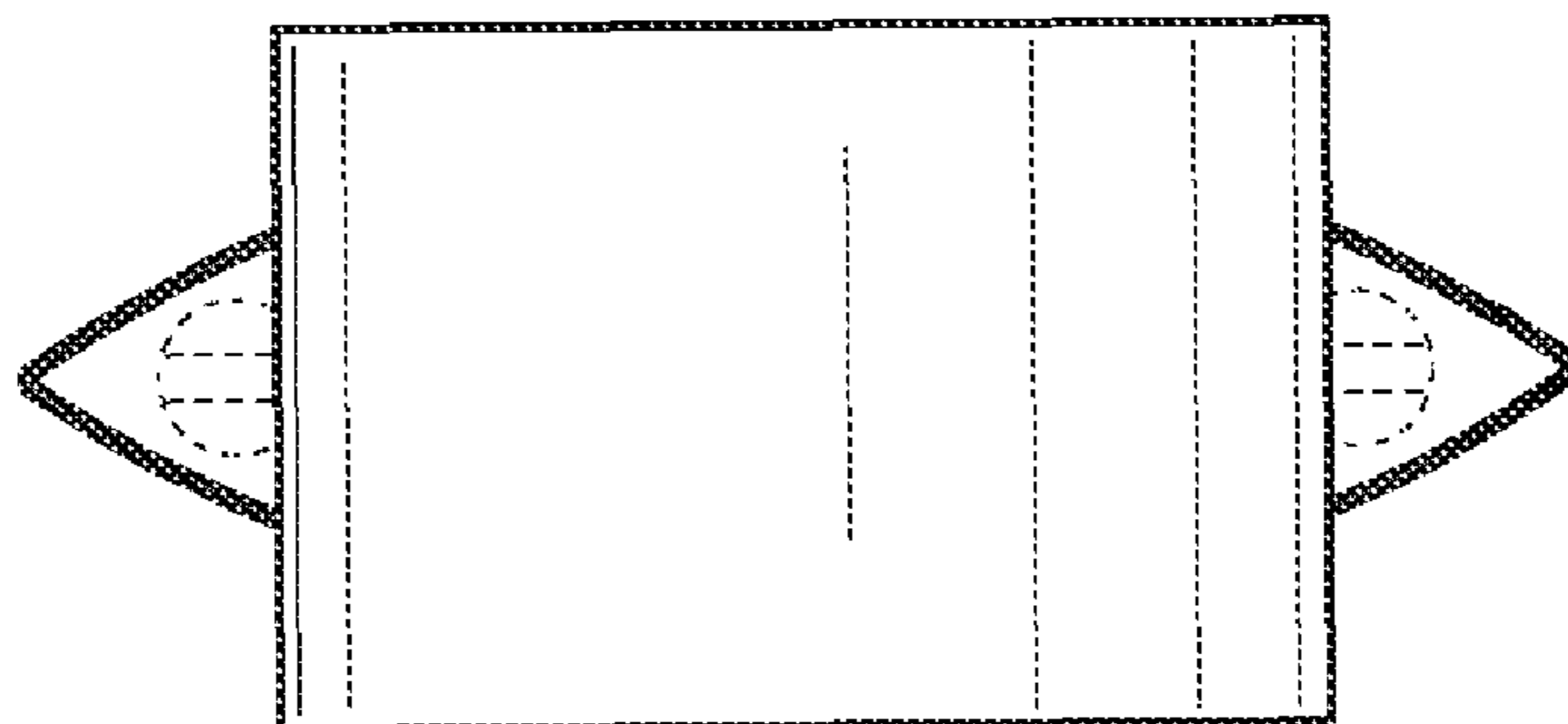


Fig. 5