



US00D642319S

(12) **United States Design Patent**
Sprengers

(10) **Patent No.:** **US D642,319 S**
(45) **Date of Patent:** **** Jul. 26, 2011**

(54) **LUMINAIRE**

(75) Inventor: **David Sprengers**, Antwerp (BE)

(73) Assignee: **Koninklijke Philips Electronics N.V.**,
Eindhoven (NL)

(**) Term: **14 Years**

(21) Appl. No.: **29/376,521**

(22) Filed: **Oct. 8, 2010**

(30) **Foreign Application Priority Data**

Apr. 8, 2010 (EM) 001692088-0007

(51) **LOC (9) Cl.** **26-03**

(52) **U.S. Cl.** **D26/85**

(58) **Field of Classification Search** D26/72,
D26/75, 76, 85, 88, 89, 119, 128; 362/147,
362/350, 404-408, 453-456, 431, 432
See application file for complete search history.

(56) **References Cited**

U.S. PATENT DOCUMENTS

D87,355 S * 7/1932 Pospisil D26/72
D107,105 S * 11/1937 Stewart D26/75

2,523,290 A *	9/1950	Gardner	362/307
2,528,132 A *	10/1950	Gibson et al.	362/151
D248,184 S *	6/1978	Roberts	D26/85
D304,862 S *	11/1989	DiCola	D26/76
D305,943 S *	2/1990	Ossip-Klein	D26/118
D313,669 S *	1/1991	Sonneman	D26/109
D386,801 S *	11/1997	Orgovan	D26/31
D394,674 S *	5/1998	Arnett et al.	D20/10
D491,686 S *	6/2004	Citterio	D26/72
D606,227 S *	12/2009	Erickson et al.	D26/72
D626,274 S *	10/2010	Verelst	D26/85

* cited by examiner

Primary Examiner — Clare E Heflin

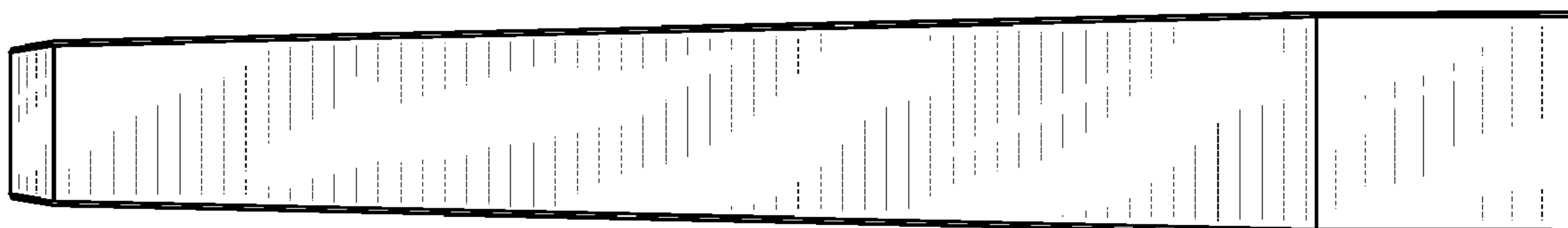
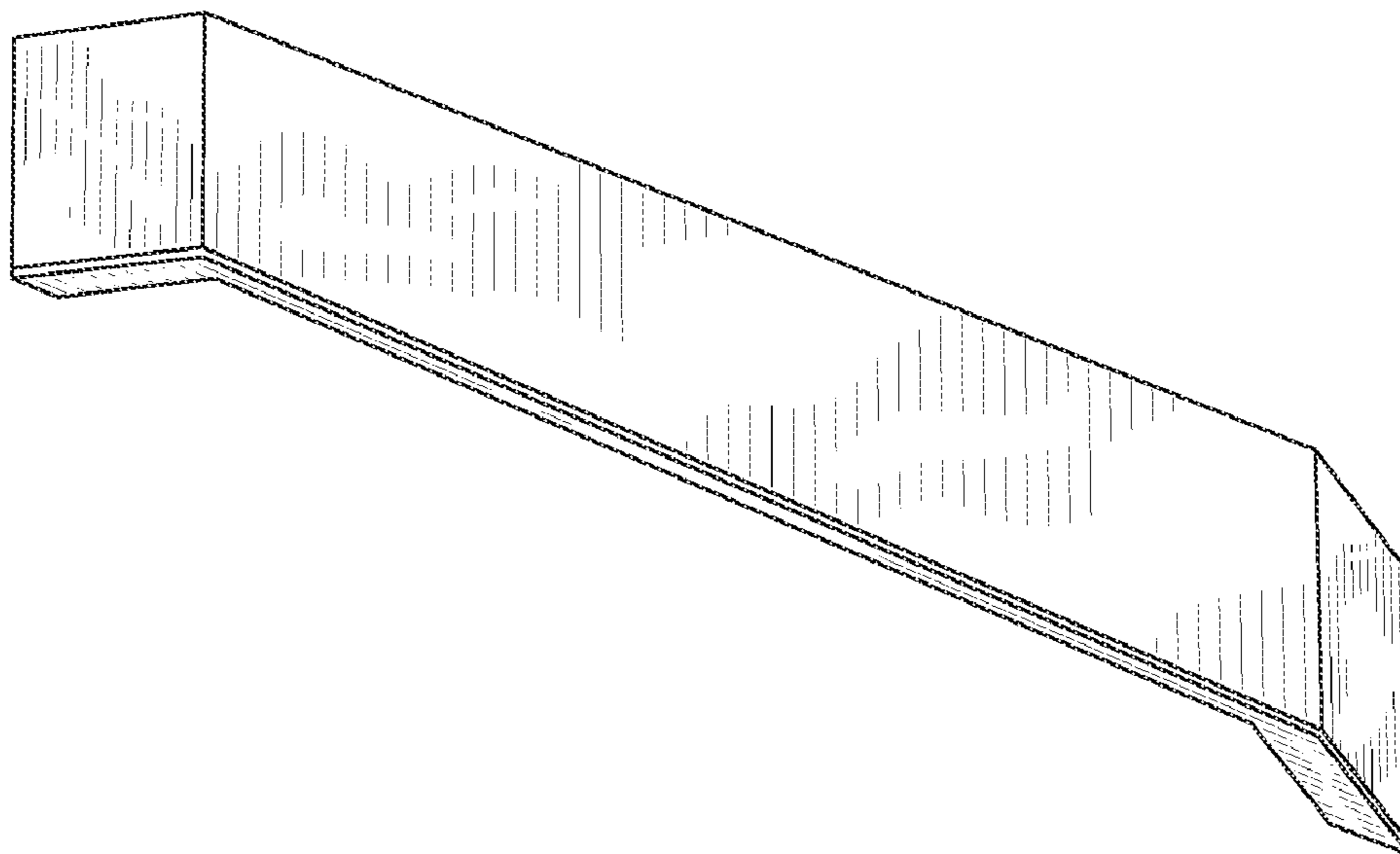
(57) **CLAIM**

The ornamental design for a luminaire, as shown.

DESCRIPTION

FIG. 1 is a perspective view showing my design;
FIG. 2 is a front elevational view thereof;
FIG. 3 is a rear elevational view thereof;
FIG. 4 is a right side elevational view thereof;
FIG. 5 is a left side elevational view thereof;
FIG. 6 is a top plan view thereof; and,
FIG. 7 is a bottom plan view thereof.

1 Claim, 2 Drawing Sheets



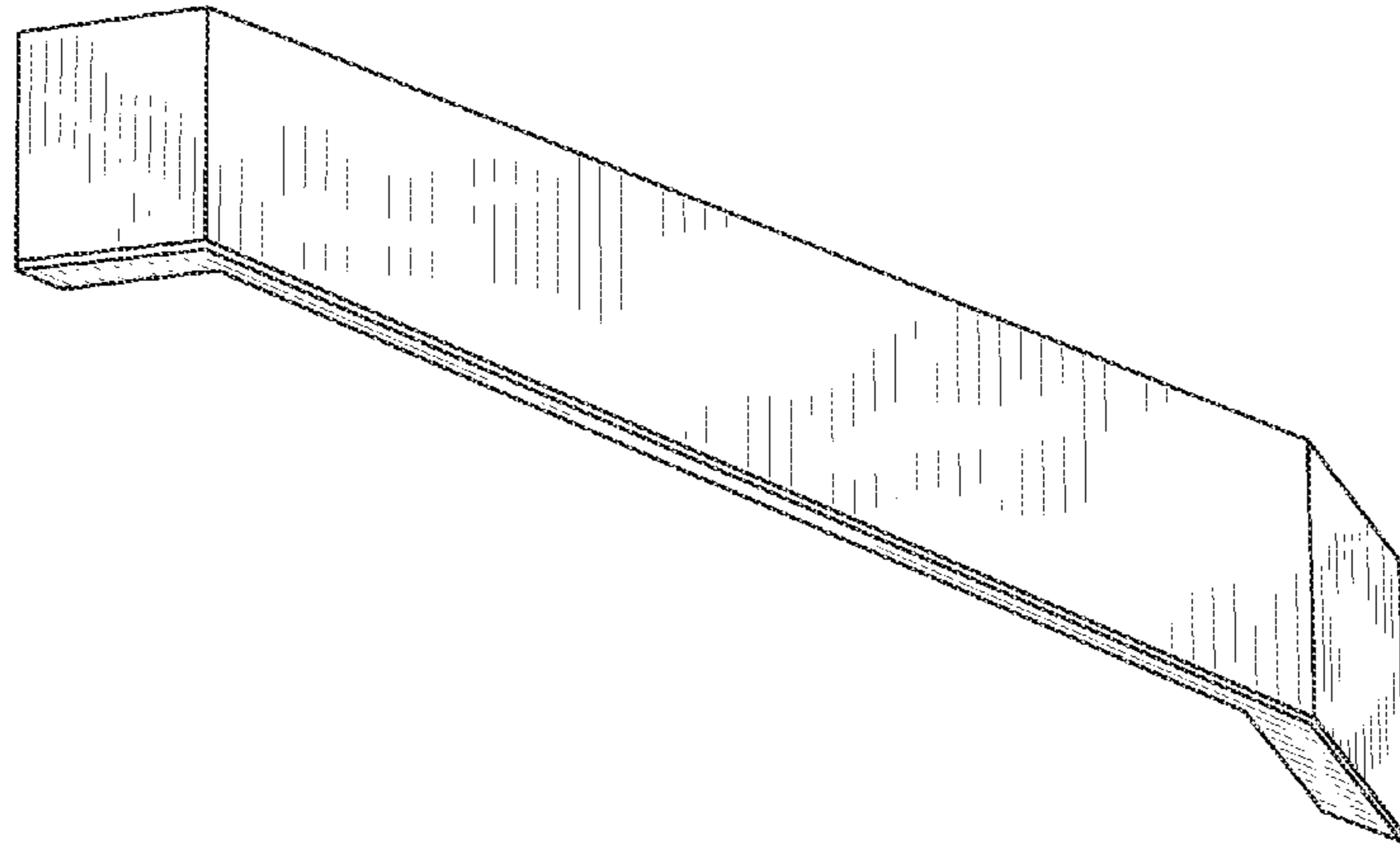


FIG.1

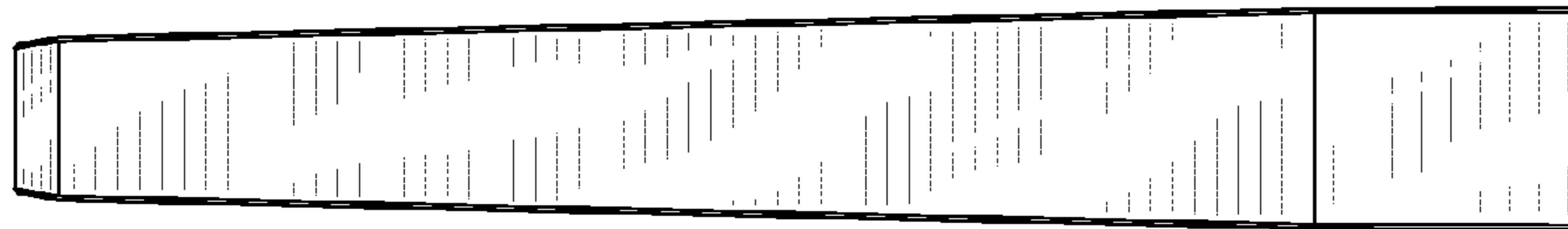


FIG. 2

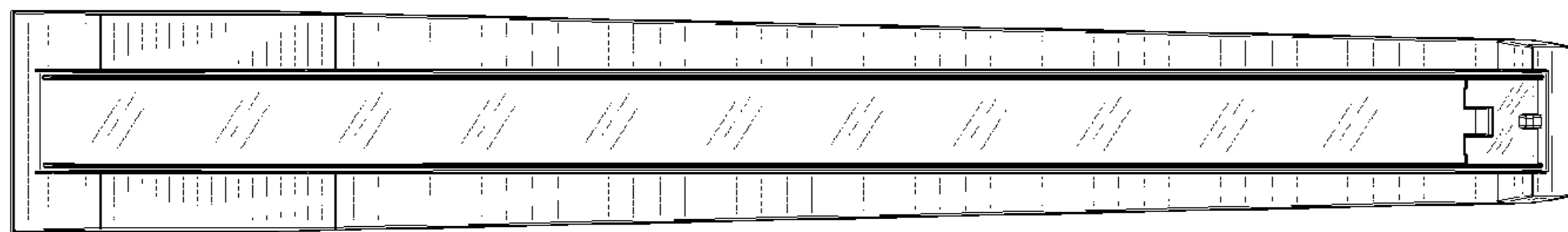


FIG. 3



FIG. 4

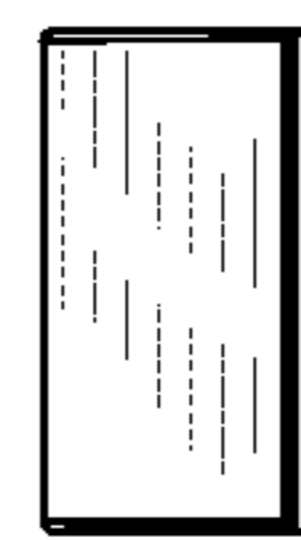


FIG. 5

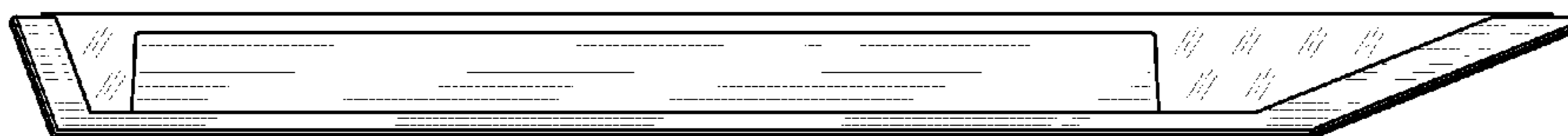


FIG. 6

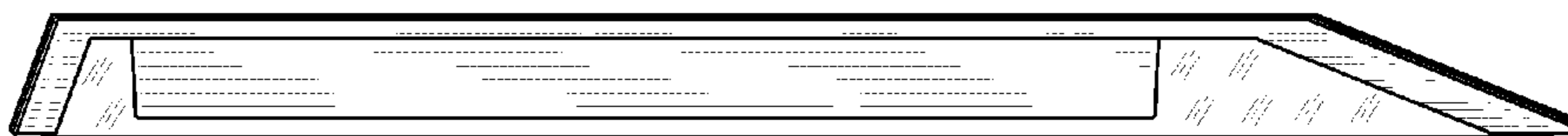


FIG. 7