

US00D642307S

(12) **United States Design Patent**
Suzuki

(10) **Patent No.:** **US D642,307 S**
(45) **Date of Patent:** **** Jul. 26, 2011**

(54) **REAR COMBINATION LAMP FOR AN AUTOMOBILE**

(75) Inventor: **Naohiko Suzuki**, Kariya (JP)

(73) Assignee: **Toyota Jidosha Kabushiki Kaisha**,
Toyota-shi (JP)

(**) Term: **14 Years**

(21) Appl. No.: **29/368,636**

(22) Filed: **Aug. 26, 2010**

(51) **LOC (9) Cl.** **26-06**

(52) **U.S. Cl.** **D26/28**

(58) **Field of Classification Search** D26/28-36;
362/459-468, 475-478, 485-487

See application file for complete search history.

(56) **References Cited**

U.S. PATENT DOCUMENTS

D549,363	S	*	8/2007	Pfeiffer	D26/28
D552,769	S	*	10/2007	Leclercq	D26/28
D553,268	S	*	10/2007	Pfeiffer	D26/28
D560,292	S	*	1/2008	Sato	D26/28
D561,357	S	*	2/2008	Leclercq	D26/28
D570,015	S	*	5/2008	Hsu	D26/28
D605,793	S	*	12/2009	Weil	D26/28

OTHER PUBLICATIONS

Catalog of Toyota Prius, Toyota, Jun. 2009.

Catalog of Toyota Sai, Toyota, Oct. 2009.

* cited by examiner

Primary Examiner — Marcus Jackson

(74) *Attorney, Agent, or Firm* — Finnegan, Henderson, Farabow, Garrett & Dunner, LLP

(57) **CLAIM**

The ornamental design for a rear combination lamp for an automobile, as shown and described.

DESCRIPTION

FIG. 1 is a front perspective view of a rear combination lamp for an automobile of our new design;

FIG. 2 is a front view thereof;

FIG. 3 is a top plan view thereof;

FIG. 4 is a right side view thereof; and,

FIG. 5 is a left side view thereof.

The present design includes the mirror image of the embodiment depicted.

1 Claim, 4 Drawing Sheets






FIG. 1




FIG. 2

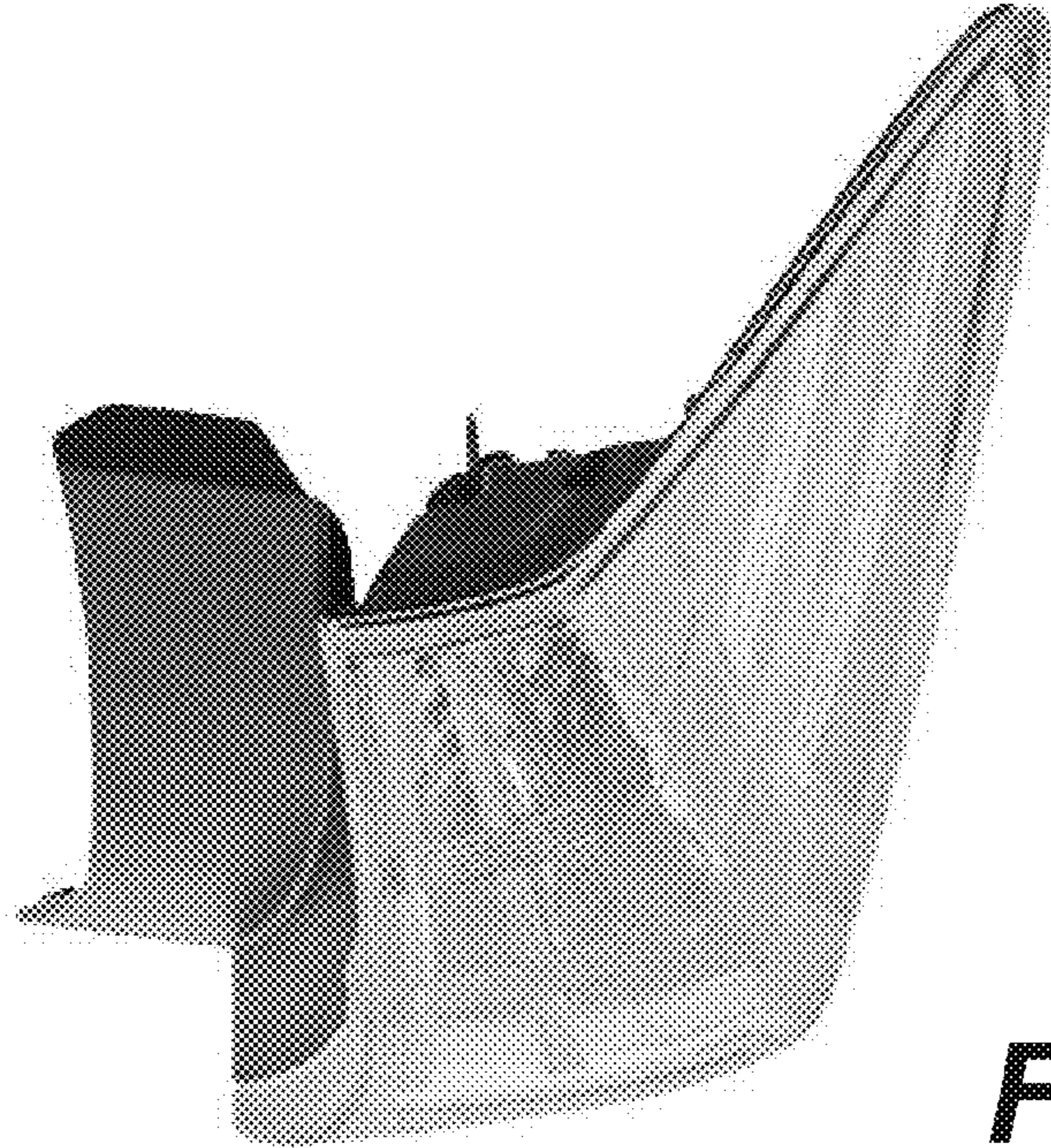


FIG. 3



FIG. 4




FIG. 5