



US00D642302S

(12) **United States Design Patent**
Schiavone et al.

(10) **Patent No.:** **US D642,302 S**

(45) **Date of Patent:** **** Jul. 26, 2011**

(54) **VEHICLE TRUNK TAILLIGHT**

(75) Inventors: **Patrick Schiavone**, Bloomfield, MI (US); **Doyle Letson**, Novi, MI (US); **Hak Soo Ha**, Northville, MI (US); **Lukas Chung**, Royal Oak, MI (US)

(73) Assignee: **Ford Motor Company**, Dearborn, MI (US)

(**) Term: **14 Years**

(21) Appl. No.: **29/319,315**

(22) Filed: **Jun. 6, 2008**

(51) **LOC (9) Cl.** **26-06**

(52) **U.S. Cl.** **D26/28**

(58) **Field of Classification Search** D26/28-36;
362/459-468, 475-478, 485-487

See application file for complete search history.

(56) **References Cited**

U.S. PATENT DOCUMENTS

D601,728 S * 10/2009 Kogo et al. D26/28
D605,566 S * 12/2009 Wong D12/163
D613,649 S * 4/2010 Wong D12/163
D632,812 S * 2/2011 Matsumoto et al. D26/28

OTHER PUBLICATIONS

New York 2004 Lincoln Concept Aviator, <http://www.a2mac1.net>.
Spy Photos: 2008 Lincoln MKX—Maybe <http://jalopnik.com/cars/news/spy-photos-2008-lincoln-mkx--maybe>.
New York 2007 Lincoln MKX V6 <http://www.a2mac1.net>.

* cited by examiner

Primary Examiner — Marcus Jackson

(74) *Attorney, Agent, or Firm* — Damian Porcari


(57) **CLAIM**

The ornamental design for a vehicle trunk taillight, as shown and described.

DESCRIPTION

FIG. 1 is a rear elevational view of a vehicle trunk taillight (as viewed from the rear of the vehicle to which it is attached); FIG. 2 is a left elevational view of the vehicle trunk taillight; FIG. 3 is a right elevational view of the vehicle trunk taillight; FIG. 4 is a top plan view of the vehicle trunk taillight; FIG. 5 is a bottom plan view of the vehicle trunk taillight; and, FIG. 6 is a front elevational view of the vehicle trunk taillight. The vehicle trunk taillight is styled independently of adjacent vehicle panels. To the extent that any feature lines are illustrated, they are intended to illustrate the crest and valley of the feature and are not necessarily sharp bends in the part. Shading is used to illustrate the curvature of the part and not color. Areas shown in or sounded by broken lines are not claimed. Any functional features of the vehicle trunk taillight are not claimed. Views are orthogonal projections unless otherwise noted. The various views are not necessarily to scale in order to better illustrate the design. The drawings were generated using Computer Aided Design tools. Highlights and shading were added to the drawings to better illustrate the three-dimensional features of the part. The vehicle trunk taillight is intended to be observed in various states of internal illumination as well as in daylight with no internal illumination.

1 Claim, 3 Drawing Sheets






Figure 1




Figure 2




Figure 3




Figure 4



Figure 5




Figure 6