



US00D642267S

(12) **United States Design Patent**
Dragan

(10) **Patent No.:** **US D642,267 S**

(45) **Date of Patent:** **** Jul. 26, 2011**

(54) **DENTAL UNILATERAL BITE BLOCK**

(75) **Inventor:** **William B. Dragan**, Easton, CT (US)

(73) **Assignee:** **Centrix, Inc.**, Shelton, CT (US)

(**) **Term:** **14 Years**

(21) **Appl. No.:** **29/349,995**

(22) **Filed:** **May 25, 2010**

(51) **LOC (9) Cl.** **24-02**

(52) **U.S. Cl.** **D24/152**

(58) **Field of Classification Search** D24/152,
D24/155-156, 176, 180-182, 189, 191, 133;
607/109; 602/17, 41; 128/859, 861-862;
433/2, 6, 9, 37, 40-41, 44-45, 48, 54, 60,
433/71, 93, 102, 141, 149, 167, 34
See application file for complete search history.

(56) **References Cited**

U.S. PATENT DOCUMENTS

1,728,199	A *	9/1929	Eberhart	433/214
2,564,182	A *	8/1951	Wade	433/71
2,823,455	A	4/1956	Sprague	
2,937,445	A	10/1956	Erickson	
2,855,670	A *	10/1958	Rose	128/861
4,179,815	A	12/1979	Hoffman	433/140
4,511,329	A	4/1985	Diamond	433/31
D424,691	S *	5/2000	Yavitz	D24/133
6,267,591	B1	7/2001	Barstow	433/93
D485,907	S *	1/2004	Bosma et al.	D24/152
7,066,182	B1 *	6/2006	Dunshee	602/41
D535,394	S *	1/2007	Johnson et al.	D24/133
D549,829	S *	8/2007	Jodaikin et al.	D24/180

7,425,664	B2	9/2008	Maass, Jr. et al.	604/358
D630,328	S *	1/2011	Fishburne, Jr.	D24/152
2008/0113315	A1 *	5/2008	Beggs	433/149
2010/0129767	A1 *	5/2010	Fishburne, Jr.	433/31
2010/0304324	A1 *	12/2010	Dragan et al.	433/31

* cited by examiner

Primary Examiner — Ian Simmons

Assistant Examiner — Wan Laymon

(74) *Attorney, Agent, or Firm* — Fattibene and Fattibene LLC; Paul A. Fattibene

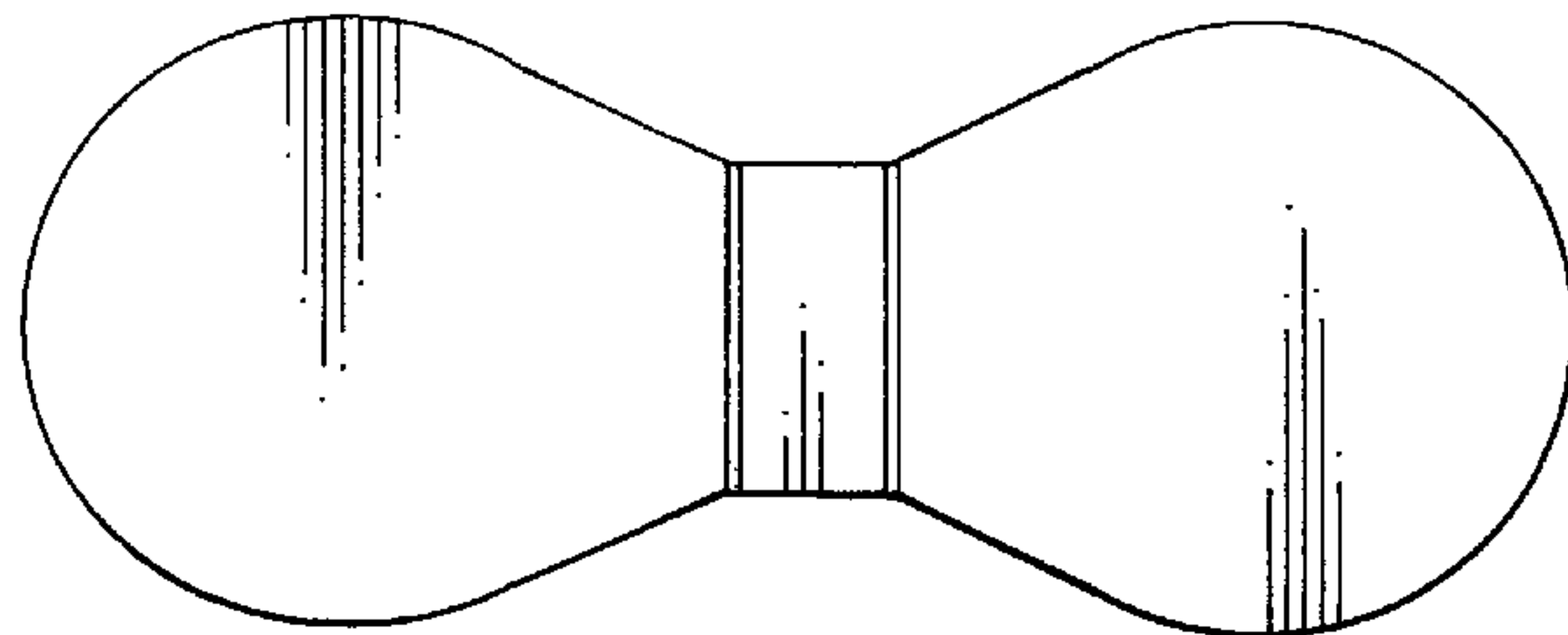
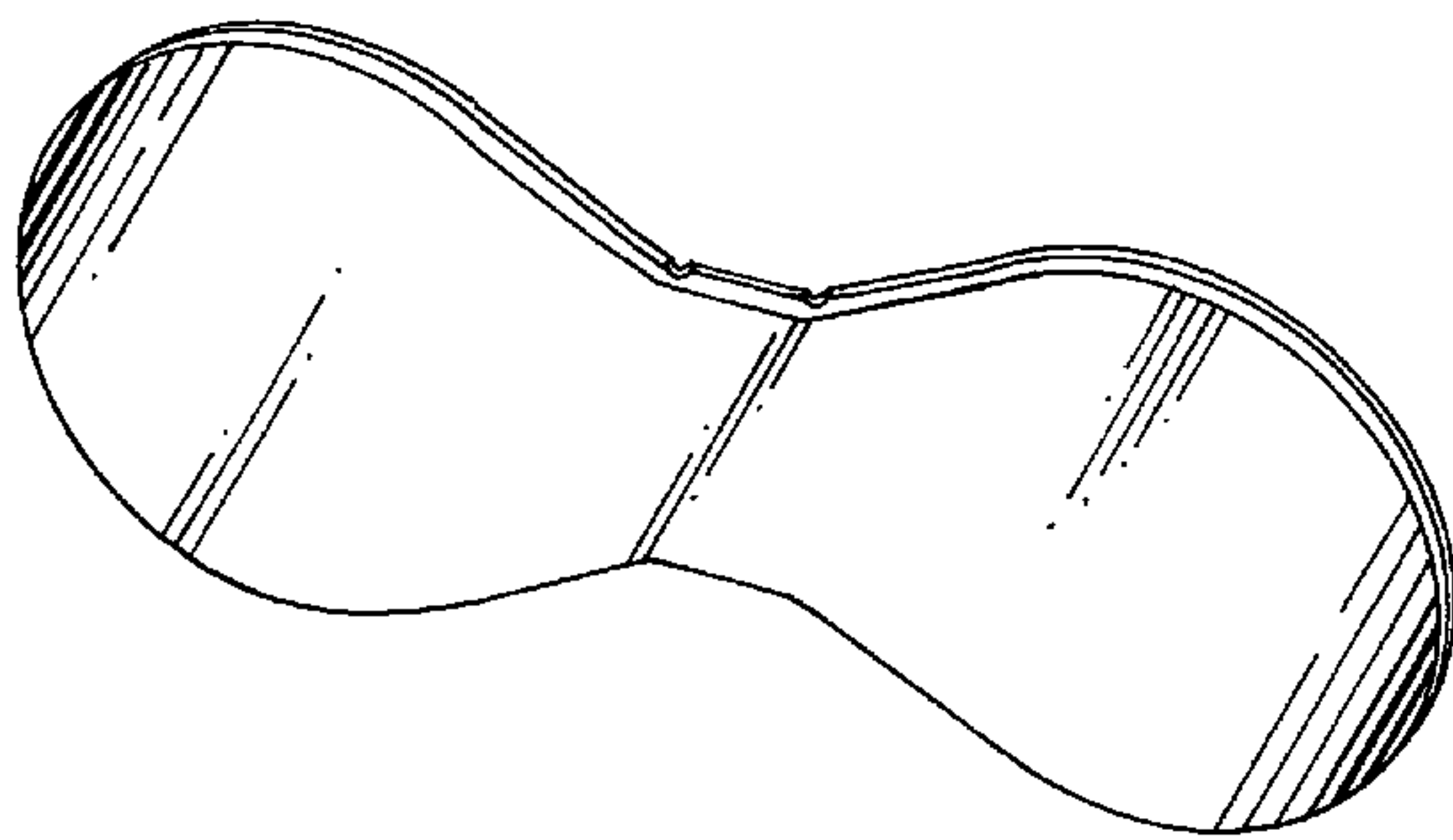
(57) **CLAIM**

The ornamental design for a dental unilateral bite block, as shown and described.

DESCRIPTION

FIG. 1 is a perspective view of a dental unilateral bite block showing the new design;
 FIG. 2 is a right side elevation view thereof, with the left side elevation view being a mirror image;
 FIG. 3 is a front elevation view thereof;
 FIG. 4 is a rear elevation view thereof; and
 FIG. 5 is a top plan view thereof, with the bottom plan view being a mirror image.
 FIG. 6 is a perspective view of another embodiment of a dental unilateral bite block showing the new design;
 FIG. 7 is a right side elevation view thereof, with the left side elevation view being a mirror image;
 FIG. 8 is a front elevation view thereof;
 FIG. 9 is a rear elevation view thereof; and,
 FIG. 10 is a top plan view thereof, with the bottom plan view being a mirror image.

1 Claim, 3 Drawing Sheets



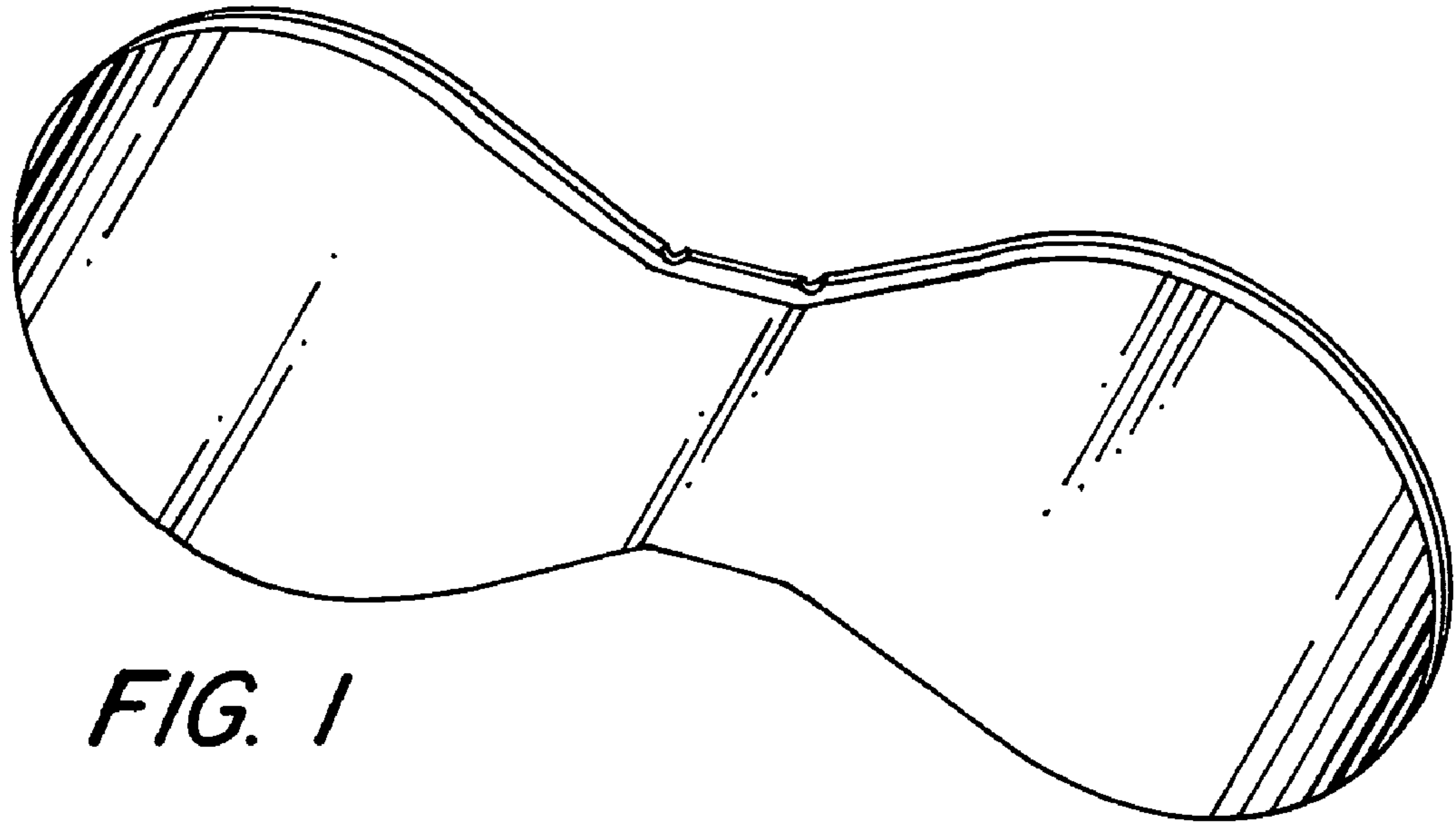


FIG. 1



FIG. 2

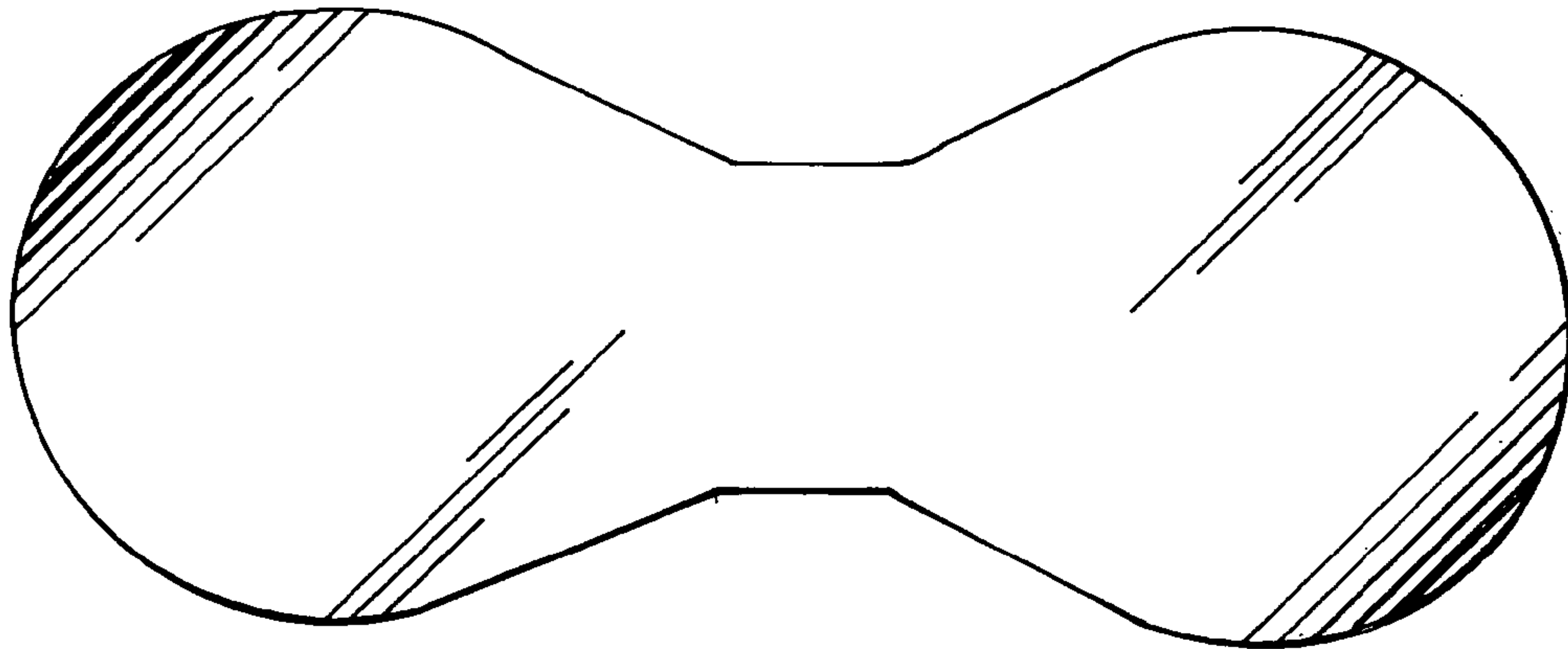


FIG. 3

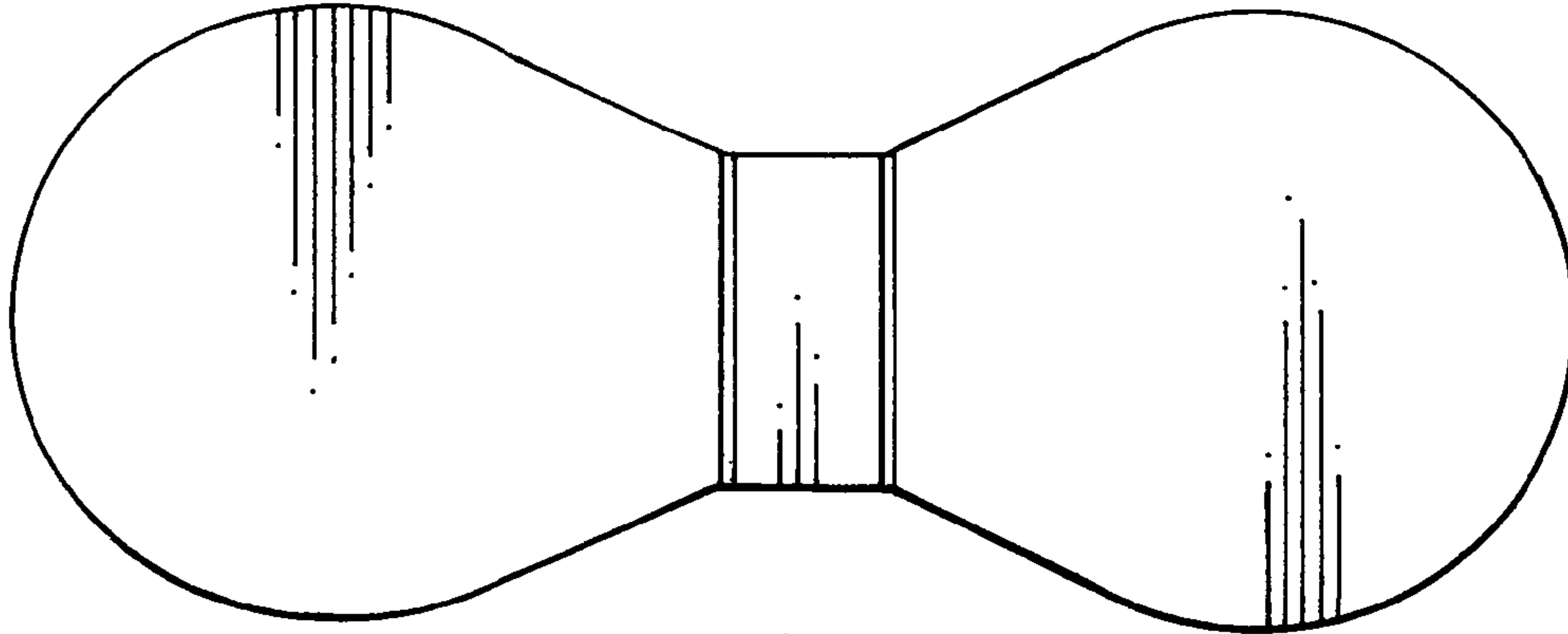


FIG. 4




FIG. 5



FIG. 8



FIG. 7

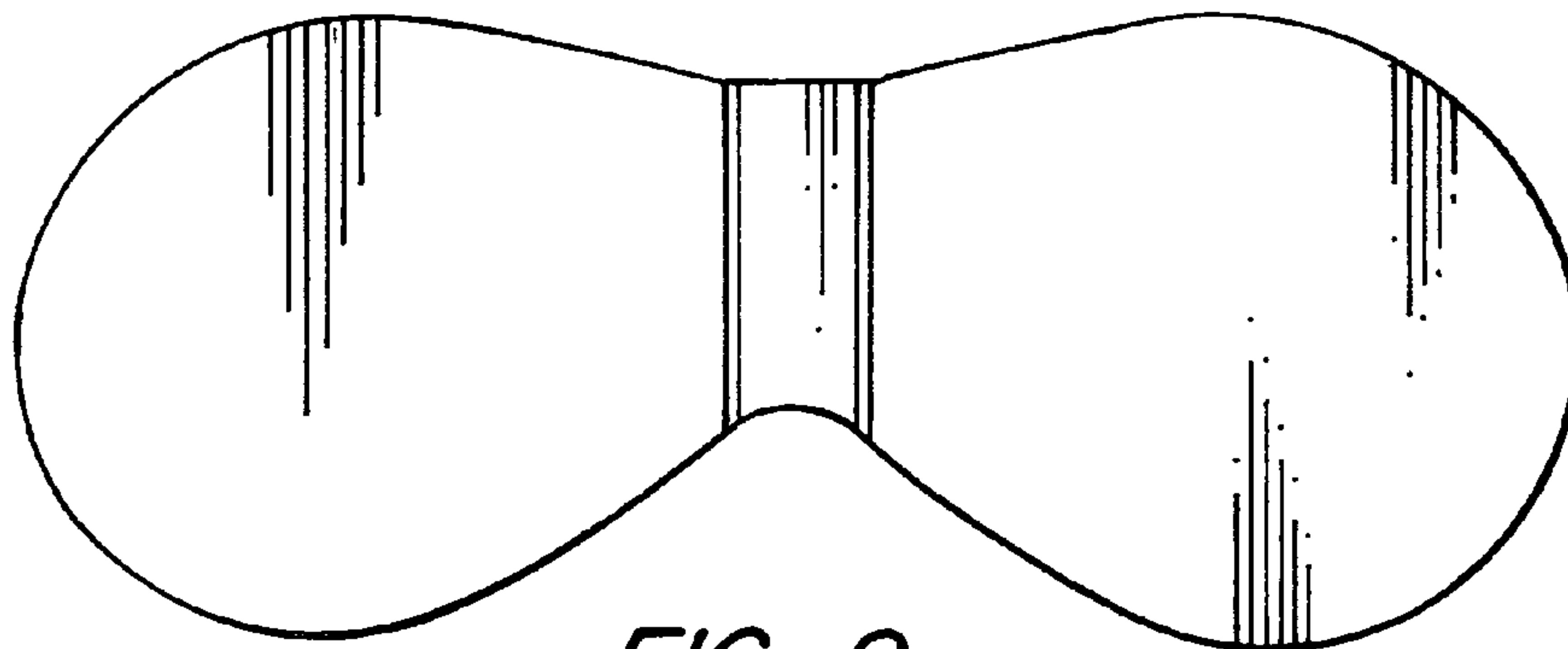


FIG. 9

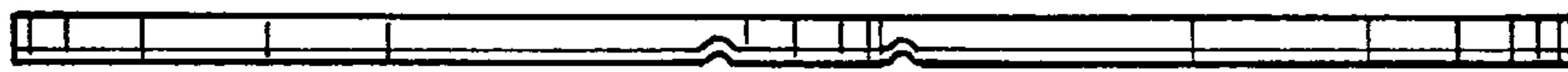


FIG. 10

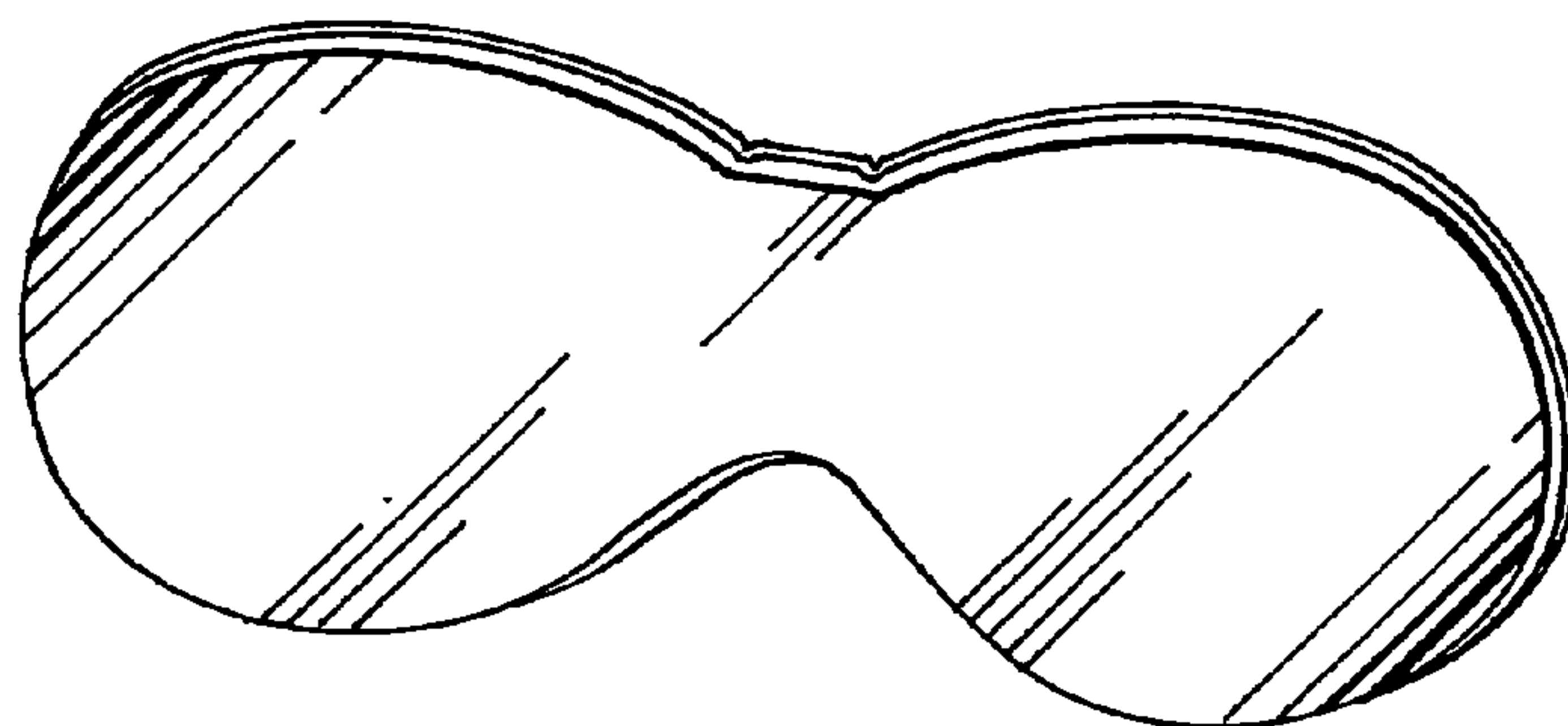


FIG. 6