



US00D642253S

(12) **United States Design Patent**
Poves et al.

(10) **Patent No.:** **US D642,253 S**
(45) **Date of Patent:** **** Jul. 26, 2011**

(54) **DIFFUSING EVAPORATOR OF ACTIVE SUBSTANCES**

(75) Inventors: **Daniel Tebé Poves**, Barcelona (ES);
Oriol Boadella Esteve, Barcelona (ES)

(73) Assignee: **Zobeles Espana, S.A.** (ES)

(**) Term: **14 Years**

(21) Appl. No.: **29/362,870**

(22) Filed: **Jun. 1, 2010**

(30) **Foreign Application Priority Data**

Dec. 1, 2009 (EP) 1642273

(51) **LOC (9) Cl.** **28-99**

(52) **U.S. Cl.** **D23/366**

(58) **Field of Classification Search** D23/355-369;
D28/5, 6; 261/DIG. 17, DIG. 42, DIG. 65,
261/DIG. 88, DIG. 89; 392/386, 390, 391,
392/392, 394, 395, 389, 393; 239/34, 35,
239/43-45, 53, 56, 57, 60, 326, 42, 50, 55

See application file for complete search history.

(56) **References Cited**

U.S. PATENT DOCUMENTS

D309,479 S * 7/1990 Freiburger et al. D21/415
D314,045 S * 1/1991 DeLuca et al. D23/366
D357,977 S * 5/1995 Muderlak D23/366
D363,981 S * 11/1995 Muderlak D23/366
D406,330 S * 3/1999 Chen D23/366
D407,477 S * 3/1999 Chen D23/366
D409,740 S * 5/1999 Gallagher et al. D23/366
5,908,140 A * 6/1999 Muderlak et al. 222/1

D413,663 S * 9/1999 Chen D23/366
D425,190 S * 5/2000 Morikawa D23/366
D468,627 S * 1/2003 Dampney D9/693
D478,379 S * 8/2003 Talenton et al. D23/366
D491,798 S * 6/2004 Buthier D23/366
D509,892 S * 9/2005 McLeish D23/366
D519,623 S * 4/2006 Wu D23/366
D533,931 S * 12/2006 Miller et al. D23/366
7,222,760 B1 * 5/2007 Tsay 222/642
D546,434 S * 7/2007 Barraclough D23/366
D561,884 S * 2/2008 Furner et al. D23/366
D573,706 S * 7/2008 Zlotnik et al. D23/366
D580,039 S * 11/2008 Zlotnik et al. D23/366
D587,794 S * 3/2009 Yoo et al. D23/359
D604,824 S * 11/2009 Paolazzi et al. D23/366
D615,180 S * 5/2010 Meyerhoffer D23/366
2007/0102456 A1 * 5/2007 Tsay 222/321.8

* cited by examiner

Primary Examiner — Sandra Snapp

(74) *Attorney, Agent, or Firm* — Cantor Colburn LLP

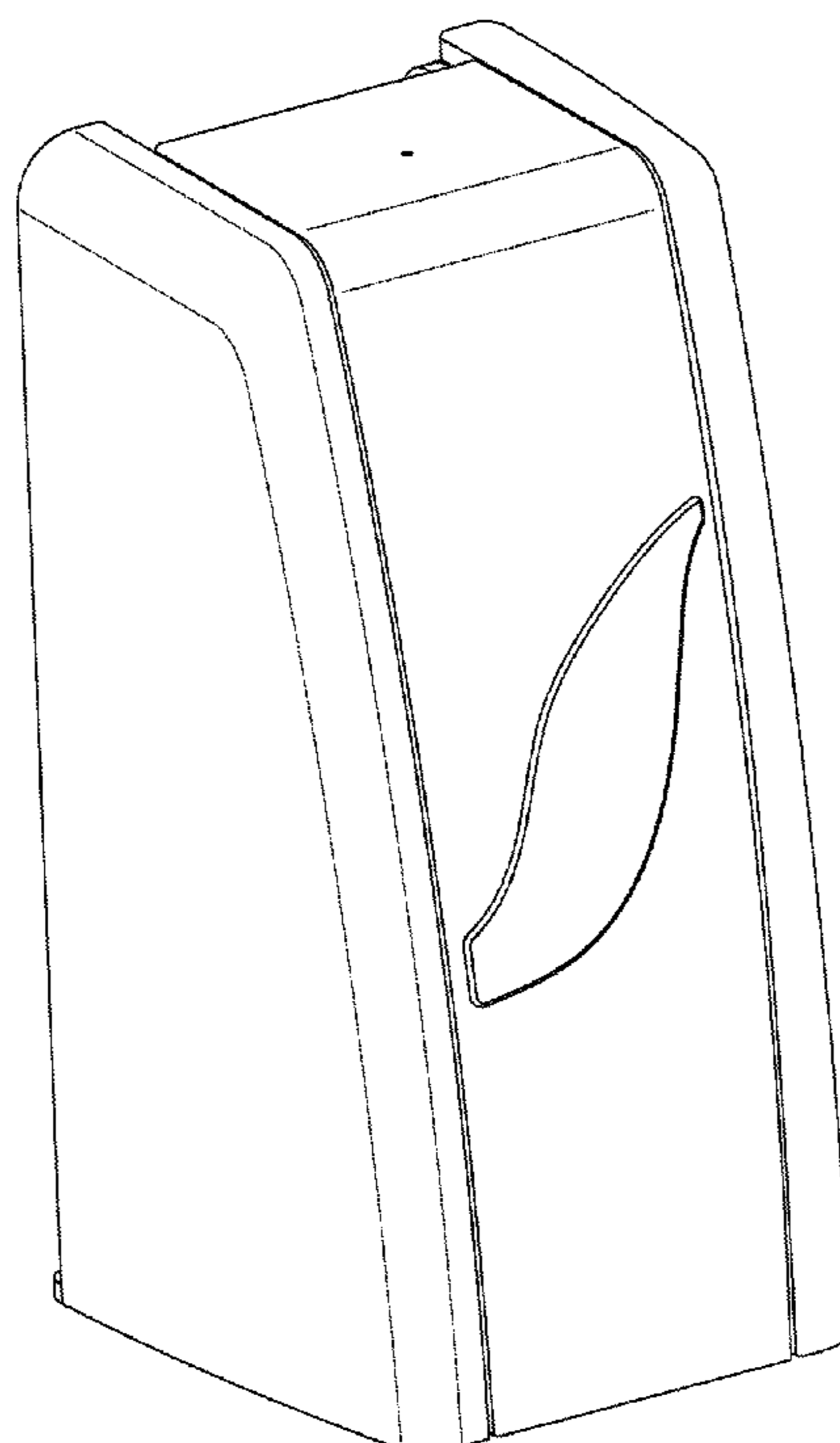
(57) **CLAIM**

The ornamental design for a diffusing evaporator of active substances, as shown and described.

DESCRIPTION

FIG. 1 is a front perspective view of a diffusing evaporator of active substances, showing our new design;
FIG. 2 is a side elevation view thereof taken from the right of FIG. 3;
FIG. 3 is a front elevation view thereof;
FIG. 4 is a top plan view thereof; and,
FIG. 5 is a side elevation view thereof taken from the left of FIG. 3.

1 Claim, 5 Drawing Sheets



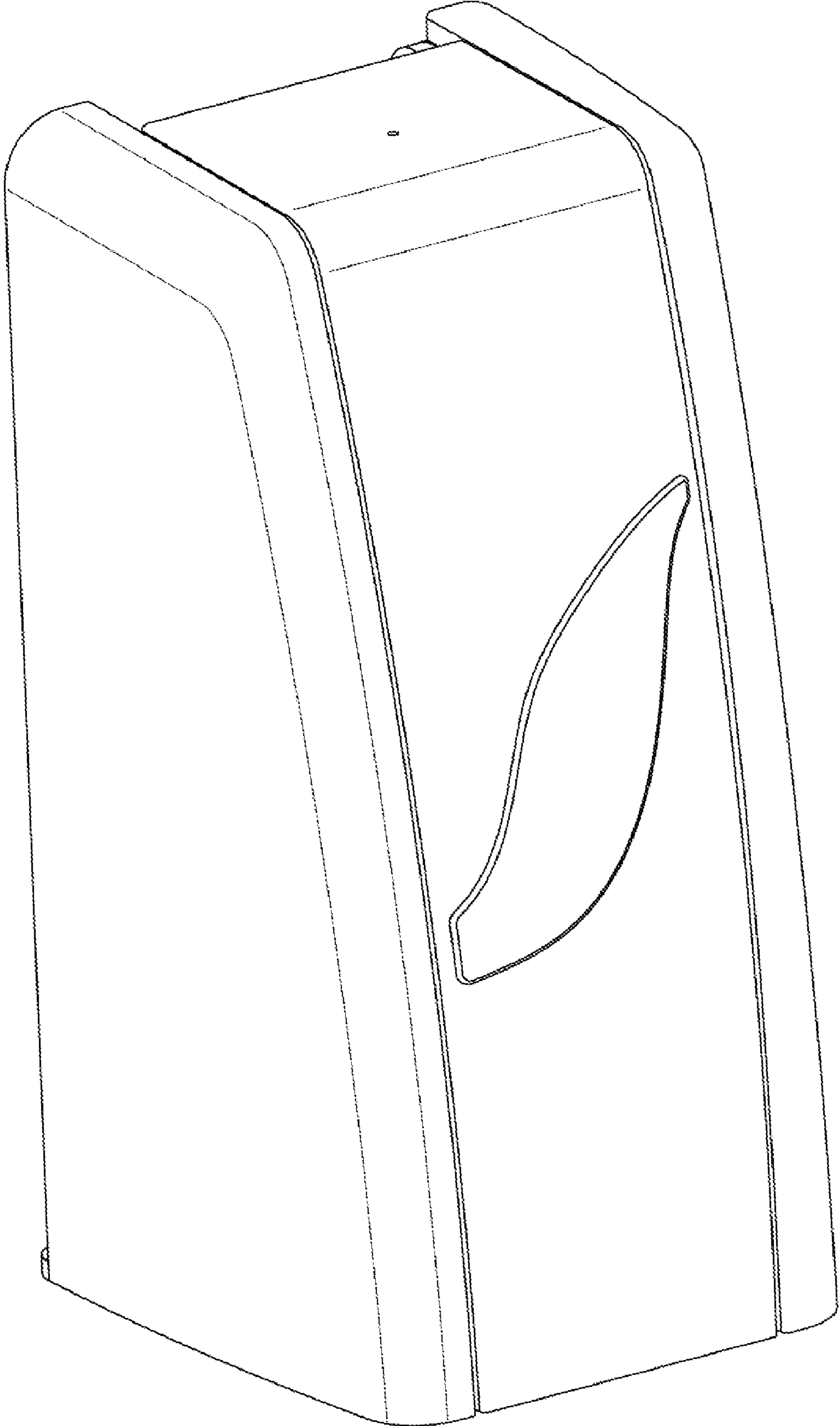


FIG. 1

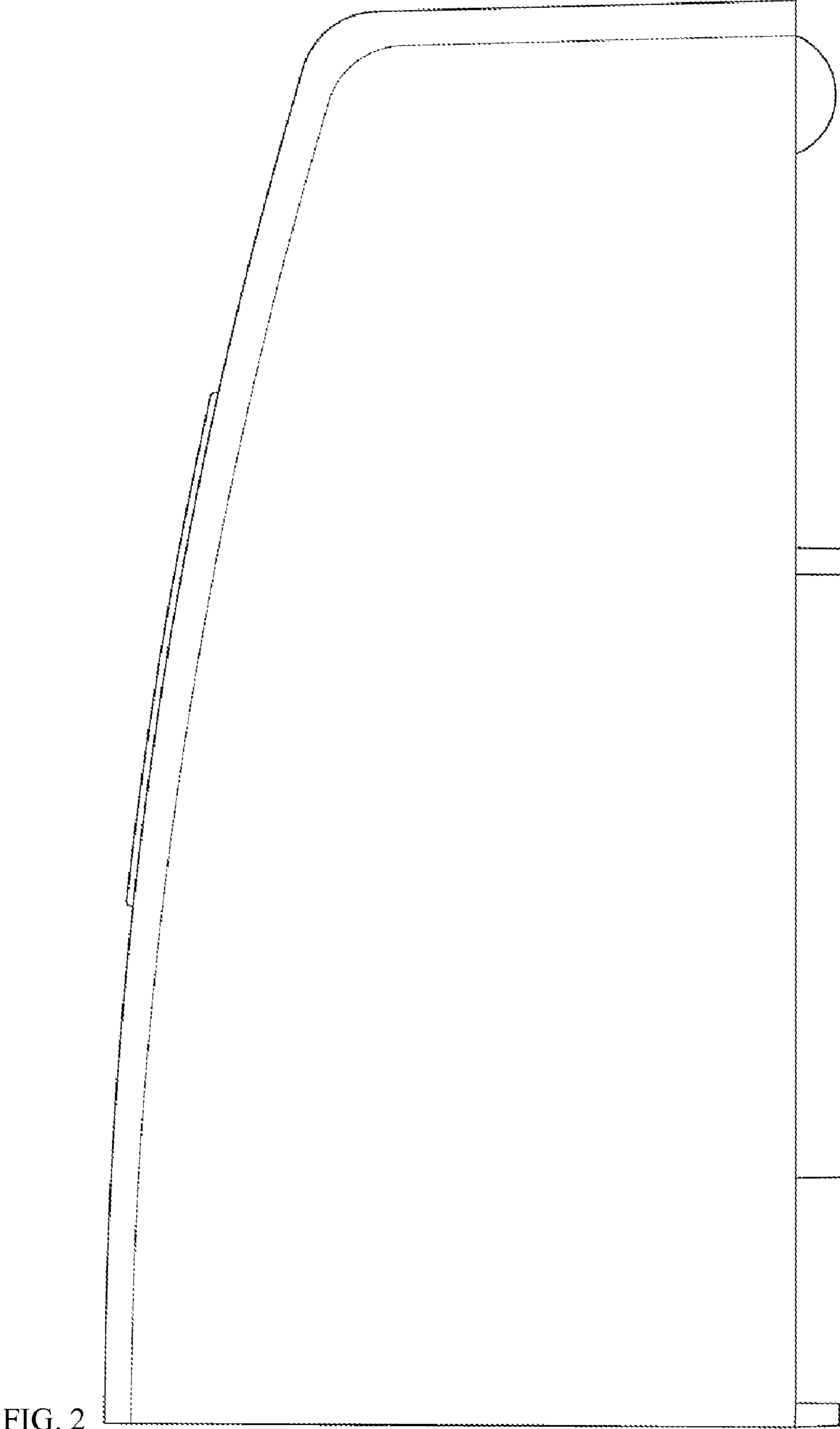


FIG. 2

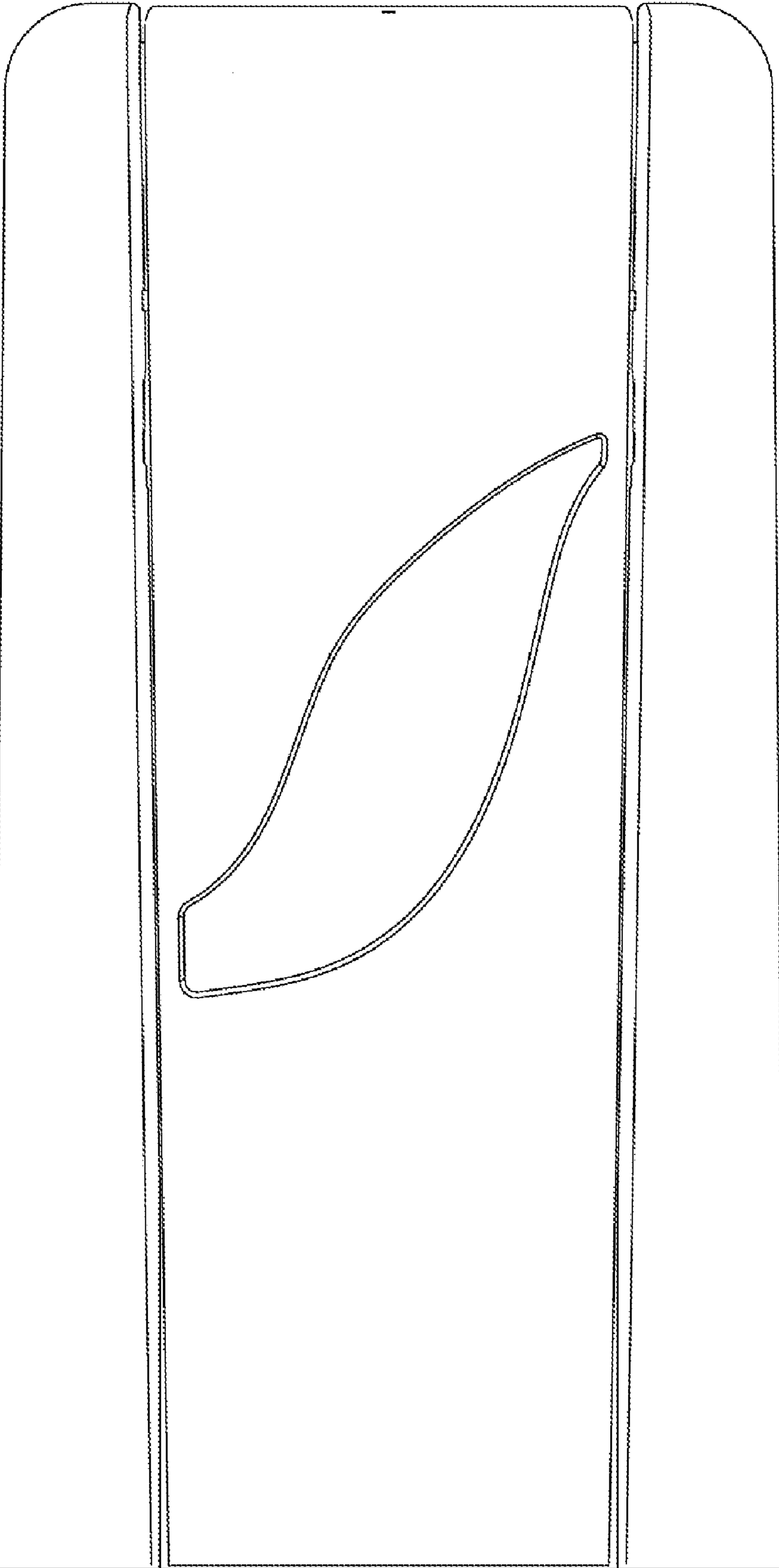


FIG. 3

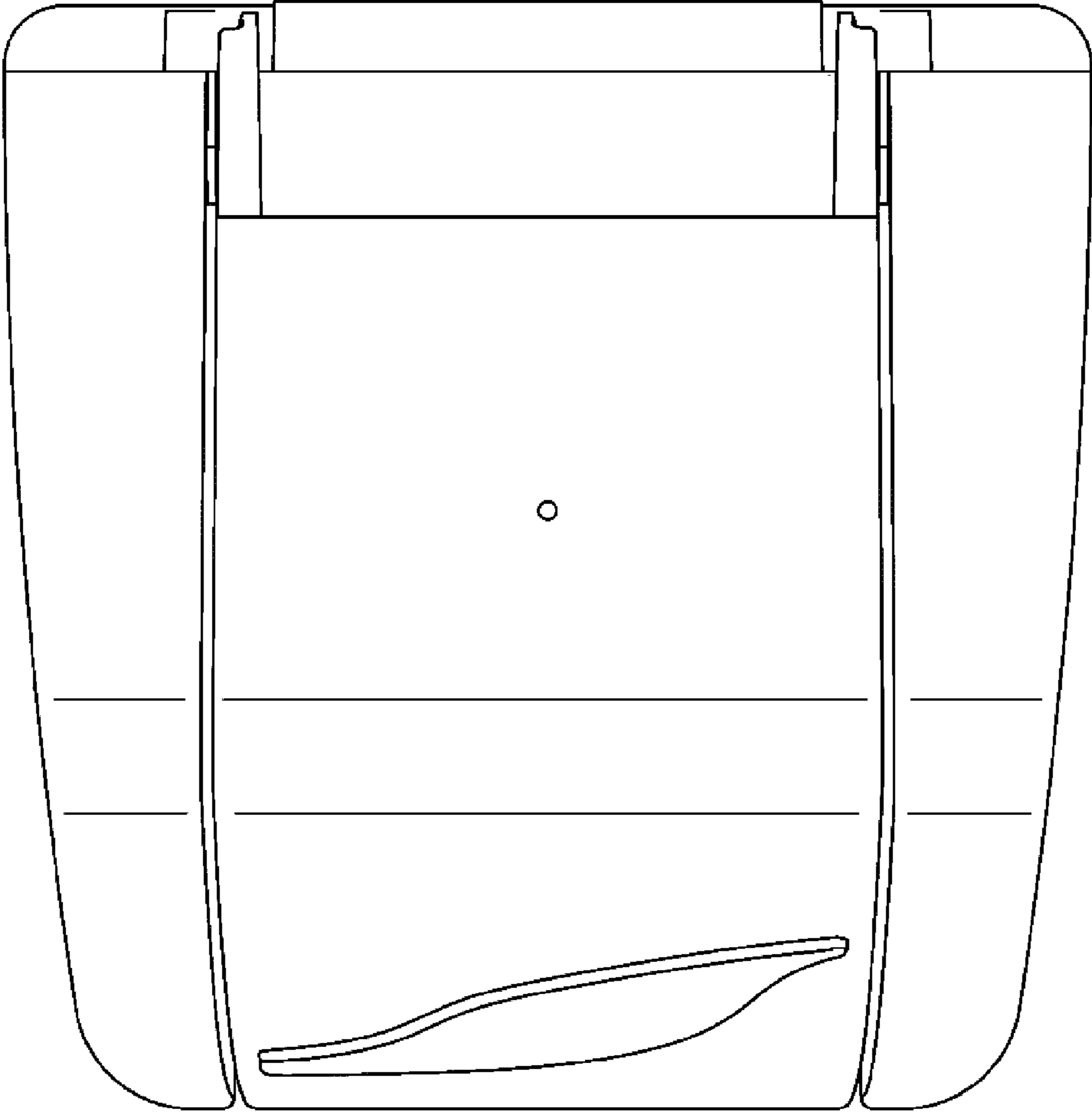


FIG. 4

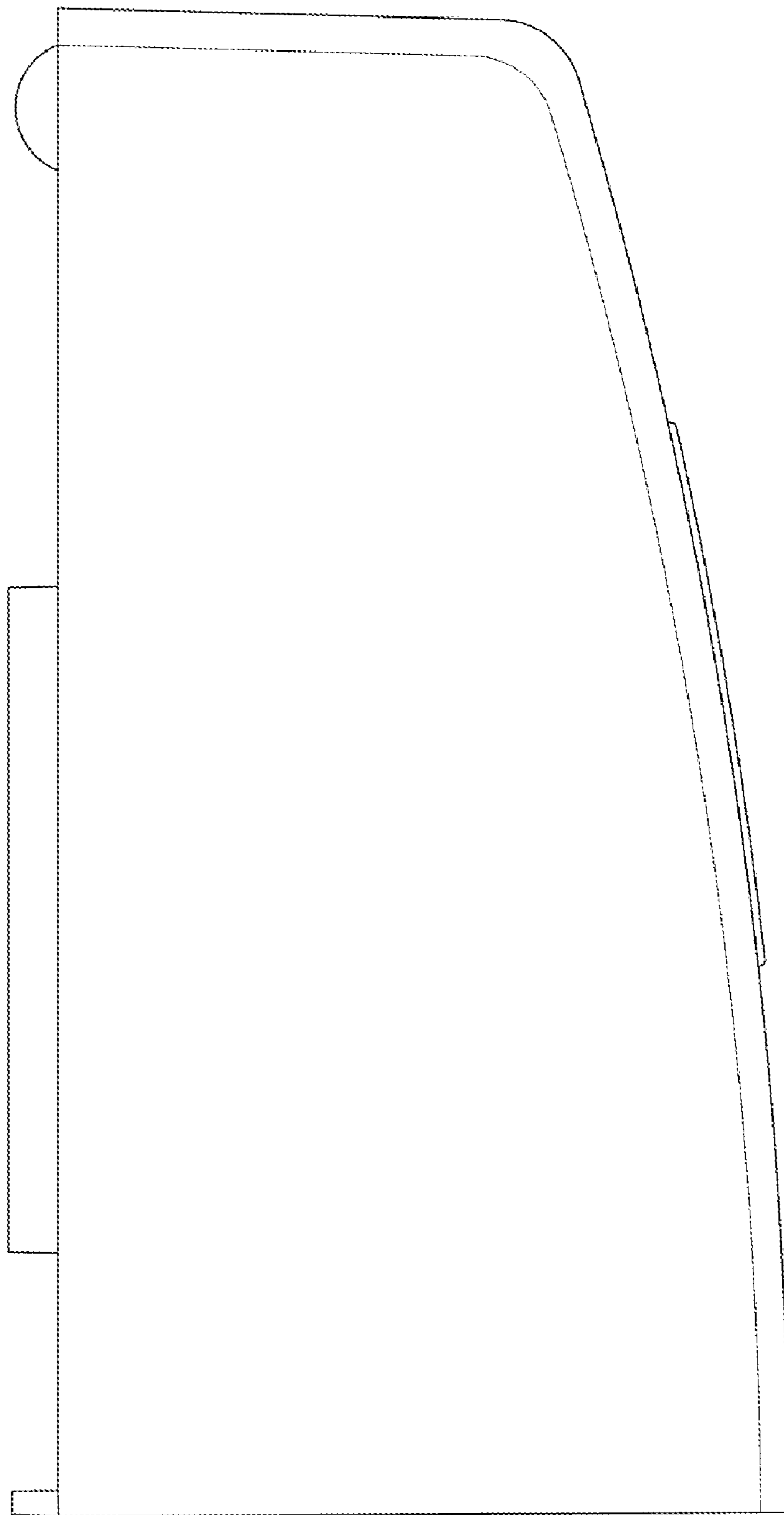


FIG. 5