



US00D642251S

(12) **United States Design Patent**  
**Seki**

(10) **Patent No.:** **US D642,251 S**

(45) **Date of Patent:** **\*\* Jul. 26, 2011**

(54) **AIR CONDITIONER**

(75) Inventor: **Kouichirou Seki**, Kusatsu (JP)

(73) Assignee: **Daikin Industries Ltd.**, Osaka (JP)

(\*\*) Term: **14 Years**

(21) Appl. No.: **29/371,265**

(22) Filed: **Dec. 16, 2010**

(51) **LOC (9) Cl.** ..... **23-04**

(52) **U.S. Cl.** ..... **D23/351**

(58) **Field of Classification Search** ..... D23/351-354,  
D23/385, 355, 357, 361; 312/236; 62/259.1,  
62/259.4, 262-263, 304; 454/330-331, 349-350  
See application file for complete search history.

(56) **References Cited**

**U.S. PATENT DOCUMENTS**

D539,889 S *	4/2007	Chooji	.....	D23/351
D558,866 S *	1/2008	Yamamoto	.....	D23/351
D565,158 S *	3/2008	Nagahori	.....	D23/351
D570,463 S *	6/2008	Seki	.....	D23/351
D593,667 S *	6/2009	Seki et al.	.....	D23/351
D613,384 S *	4/2010	Ohta	.....	D23/351
D613,842 S *	4/2010	Yamashita	.....	D23/351
D621,018 S *	8/2010	Nagahori et al.	.....	D23/351

D624,168 S *	9/2010	Aketa et al.	.....	D23/351
D628,686 S *	12/2010	Motonishi et al.	.....	D23/351
D632,769 S *	2/2011	Seki	.....	D23/351

\* cited by examiner

*Primary Examiner* — Brian N Vinson

(74) *Attorney, Agent, or Firm* — Manabu Kanesaka

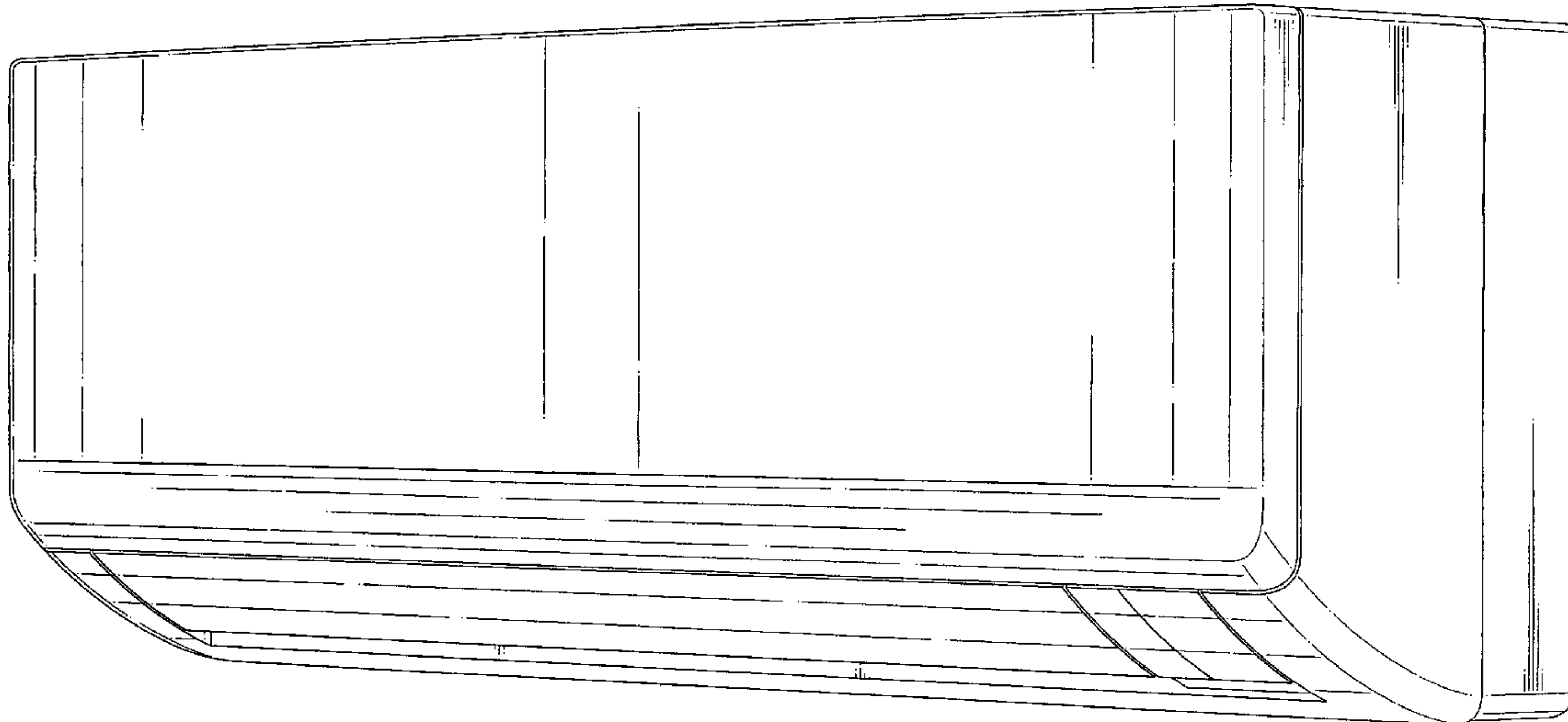
(57) **CLAIM**

The ornamental design for an air conditioner, as shown and described.

**DESCRIPTION**

FIG. 1 is a front, bottom, and right side perspective view of an air conditioner showing my new design;  
 FIG. 2 is a front elevational view thereof;  
 FIG. 3 is a top plan view thereof;  
 FIG. 4 is a bottom plan view thereof;  
 FIG. 5 is a left side elevational view thereof;  
 FIG. 6 is a right side elevational view thereof;  
 FIG. 7 is a rear elevational view thereof; and,  
 FIG. 8 is an enlarged vertical cross-sectional view thereof taken along line 8—8 in FIG. 2, with the broken-line disclosure understood to show internal elements which are part of the article in which the claimed design is embodied, but which form no part of the claimed design.

**1 Claim, 6 Drawing Sheets**



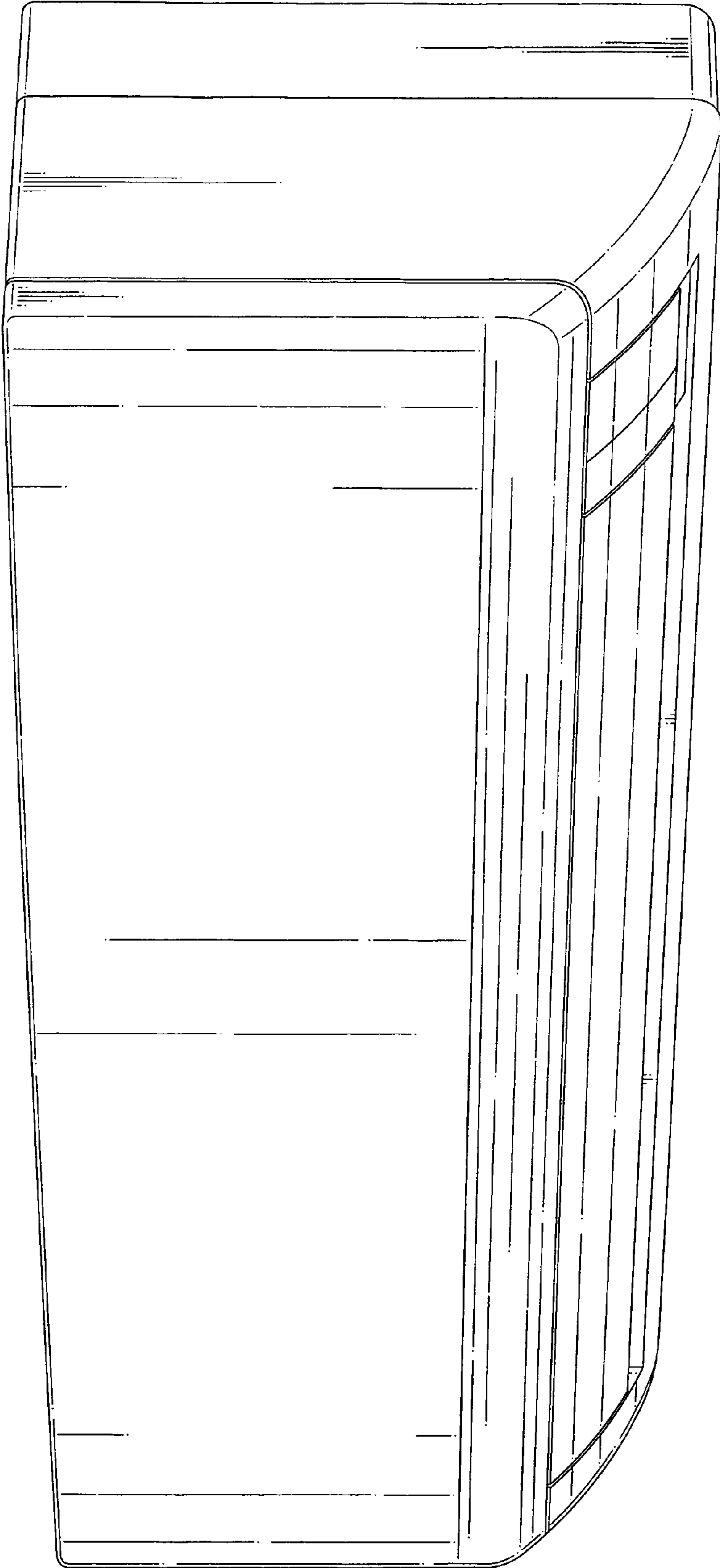



Fig. 1

Fig. 2

8 ↙



8 ↙

Fig. 3




Fig. 4

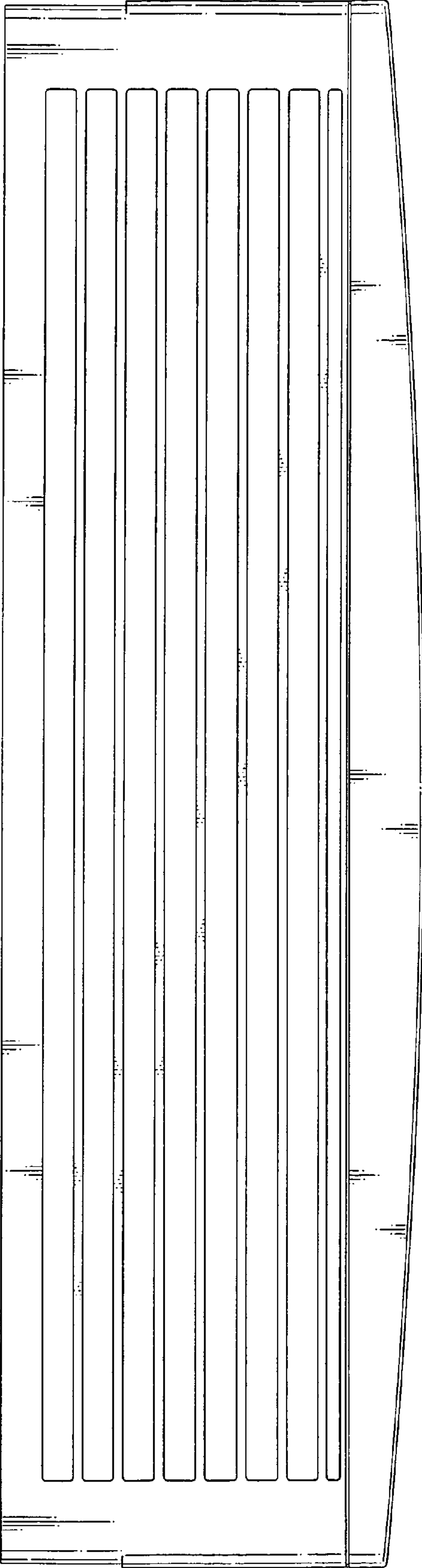


Fig. 5




Fig. 8

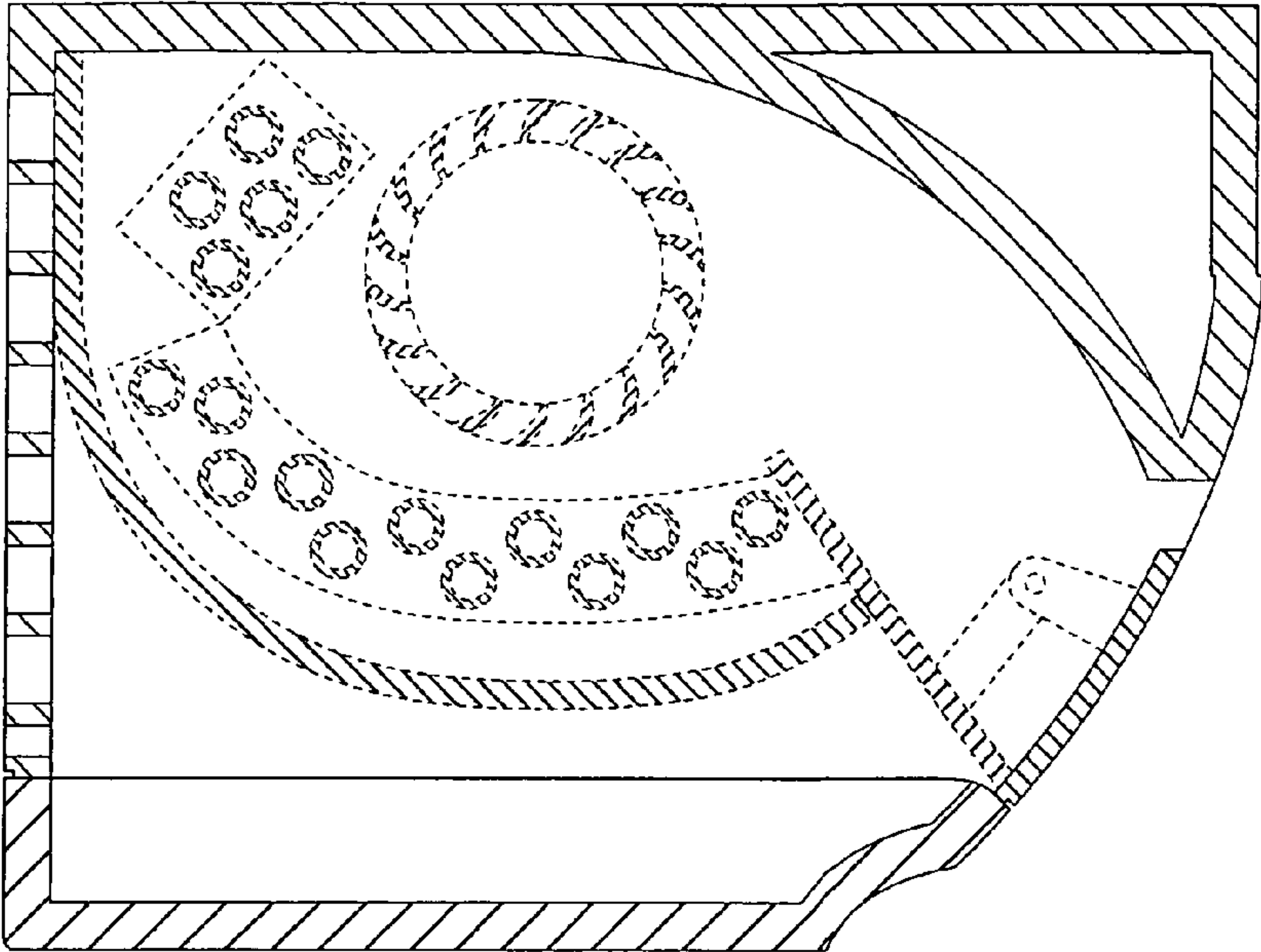


Fig. 7

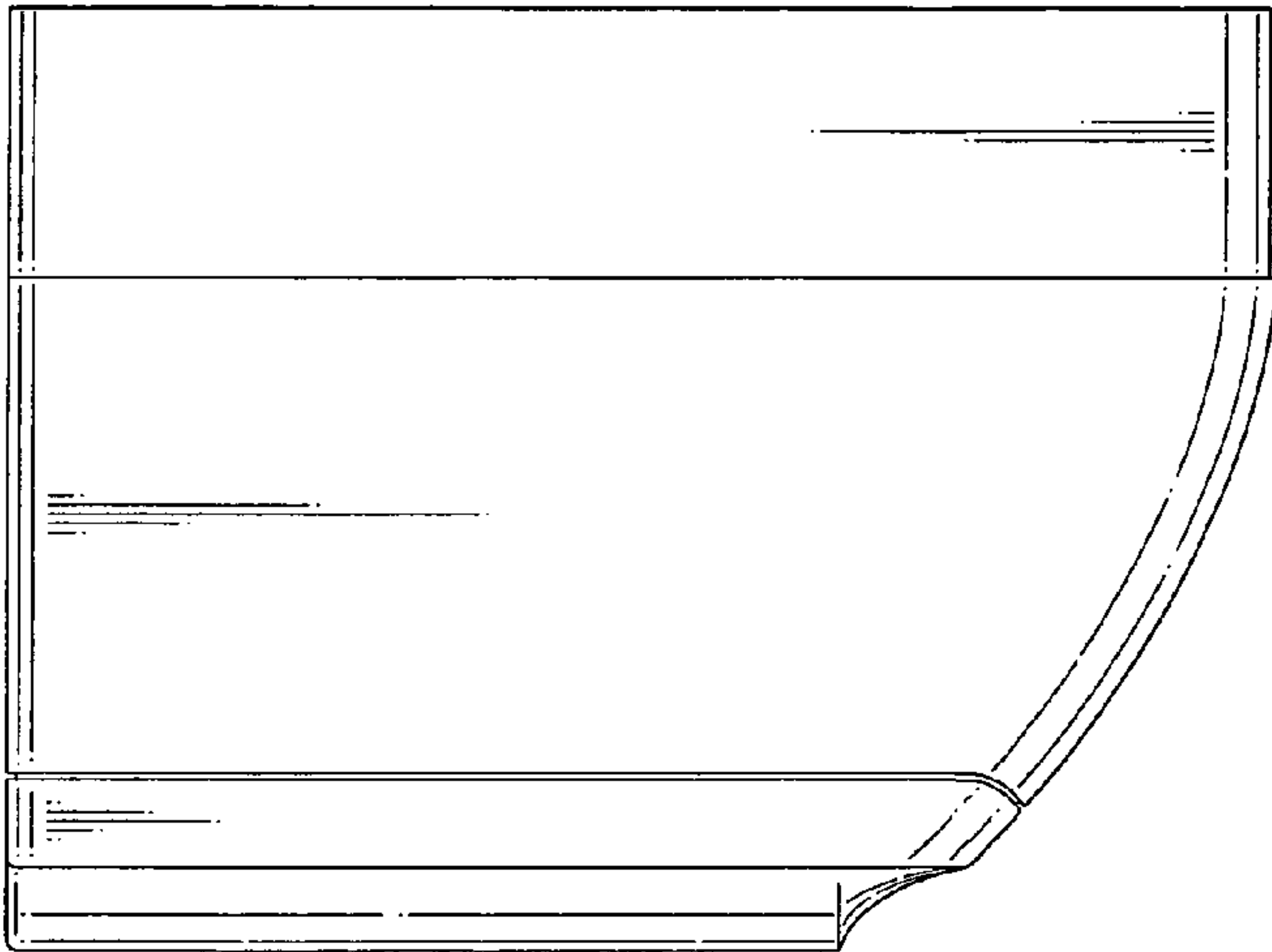


Fig. 6

