



US00D642250S

(12) **United States Design Patent**
Chouji

(10) **Patent No.:** **US D642,250 S**

(45) **Date of Patent:** **** Jul. 26, 2011**

(54) **AIR CONDITIONER**

(75) Inventor: **Masahiko Chouji**, Kusatsu (JP)

(73) Assignee: **Daikin Industries Ltd.**, Osaka (JP)

(**) Term: **14 Years**

(21) Appl. No.: **29/371,264**

(22) Filed: **Dec. 16, 2010**

(51) **LOC (9) Cl.** **23-04**

(52) **U.S. Cl.** **D23/351**

(58) **Field of Classification Search** D23/351-354,
D23/385, 355, 357, 361; 312/236; 62/259.1,
62/259.4, 262-263, 304; 454/330-331, 349-350
See application file for complete search history.

(56) **References Cited**

U.S. PATENT DOCUMENTS

| | | | | |
|--------------|---------|-----------------|-------|---------|
| D579,095 S * | 10/2008 | Nagahori et al. | | D23/351 |
| D580,036 S * | 11/2008 | Nakamura | | D23/351 |
| D605,266 S * | 12/2009 | Nakamura et al. | | D23/351 |
| D605,268 S * | 12/2009 | Wagner et al. | | D23/351 |
| D613,384 S * | 4/2010 | Ohta | | D23/351 |
| D613,842 S * | 4/2010 | Yamashita | | D23/351 |
| D621,018 S * | 8/2010 | Nagahori et al. | | D23/351 |

D621,920 S * 8/2010 Yamana et al. D23/351

* cited by examiner

Primary Examiner — Brian N Vinson

(74) *Attorney, Agent, or Firm* — Manabu Kanesaka

(57) **CLAIM**

The ornamental design for an air conditioner, as shown and described.

DESCRIPTION

FIG. 1 is a front, bottom, and right side perspective view of an air conditioner showing my new design; FIG. 2 is a front elevational view thereof; FIG. 3 is a top plan view thereof; FIG. 4 is a bottom plan view thereof; FIG. 5 is a left side elevational view thereof; FIG. 6 is a right side elevational view thereof; FIG. 7 is a rear elevational view thereof; and, FIG. 8 is an enlarged vertical cross-sectional view thereof taken along line 8-8 in FIG. 2, with the broken-line disclosure understood to show internal elements which are part of the article in which the claimed design is embodied, but which form no part of the claimed design.

1 Claim, 6 Drawing Sheets

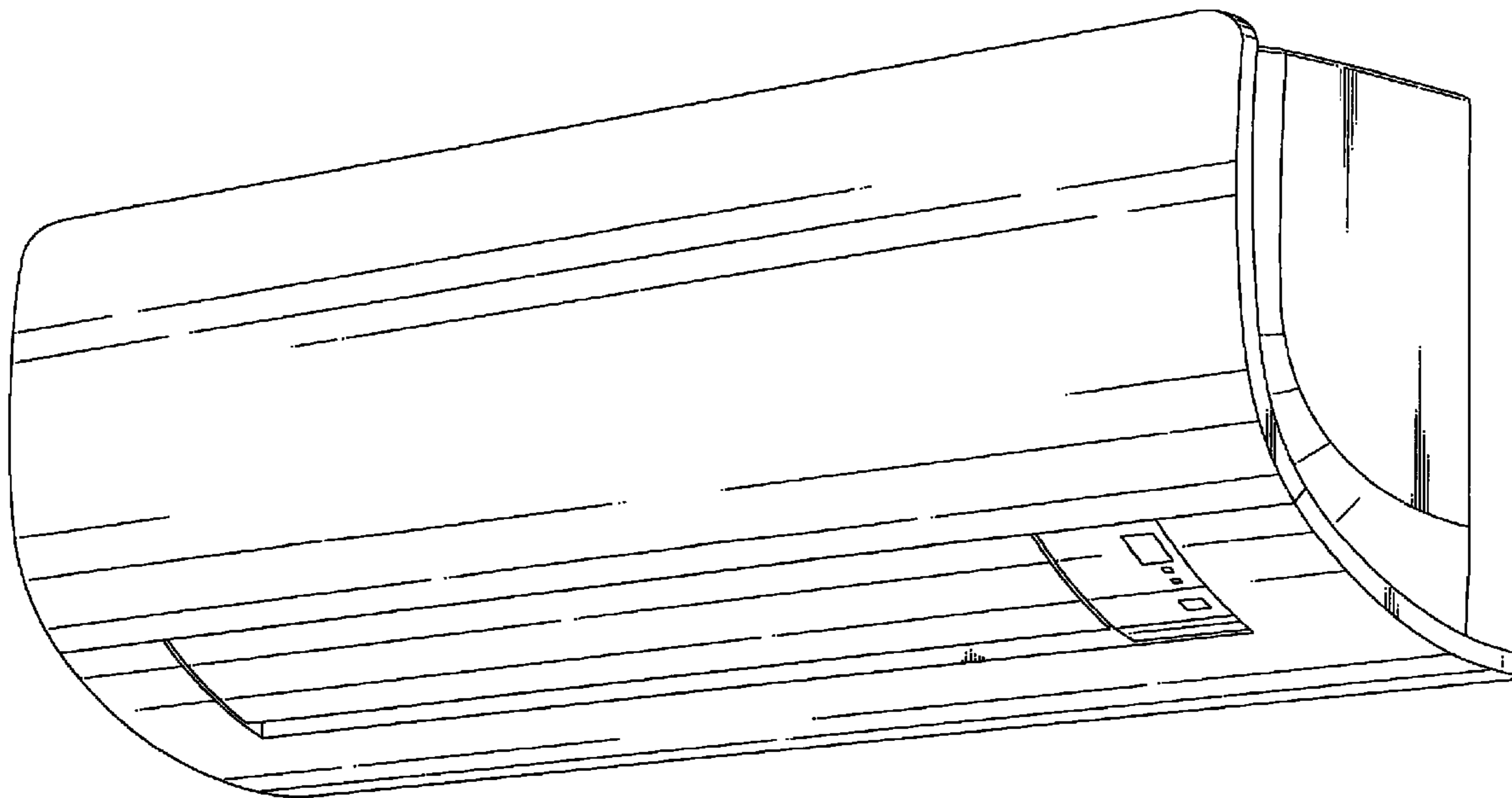


Fig. 1





Fig. 2

8 ↙



8 ↘

Fig. 3

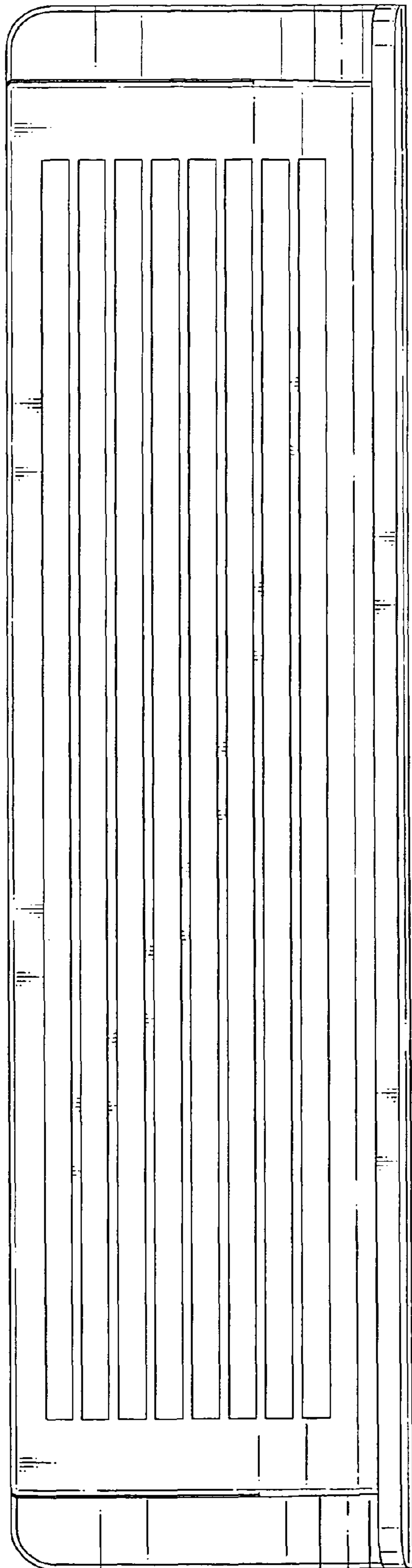


Fig. 4




Fig. 6

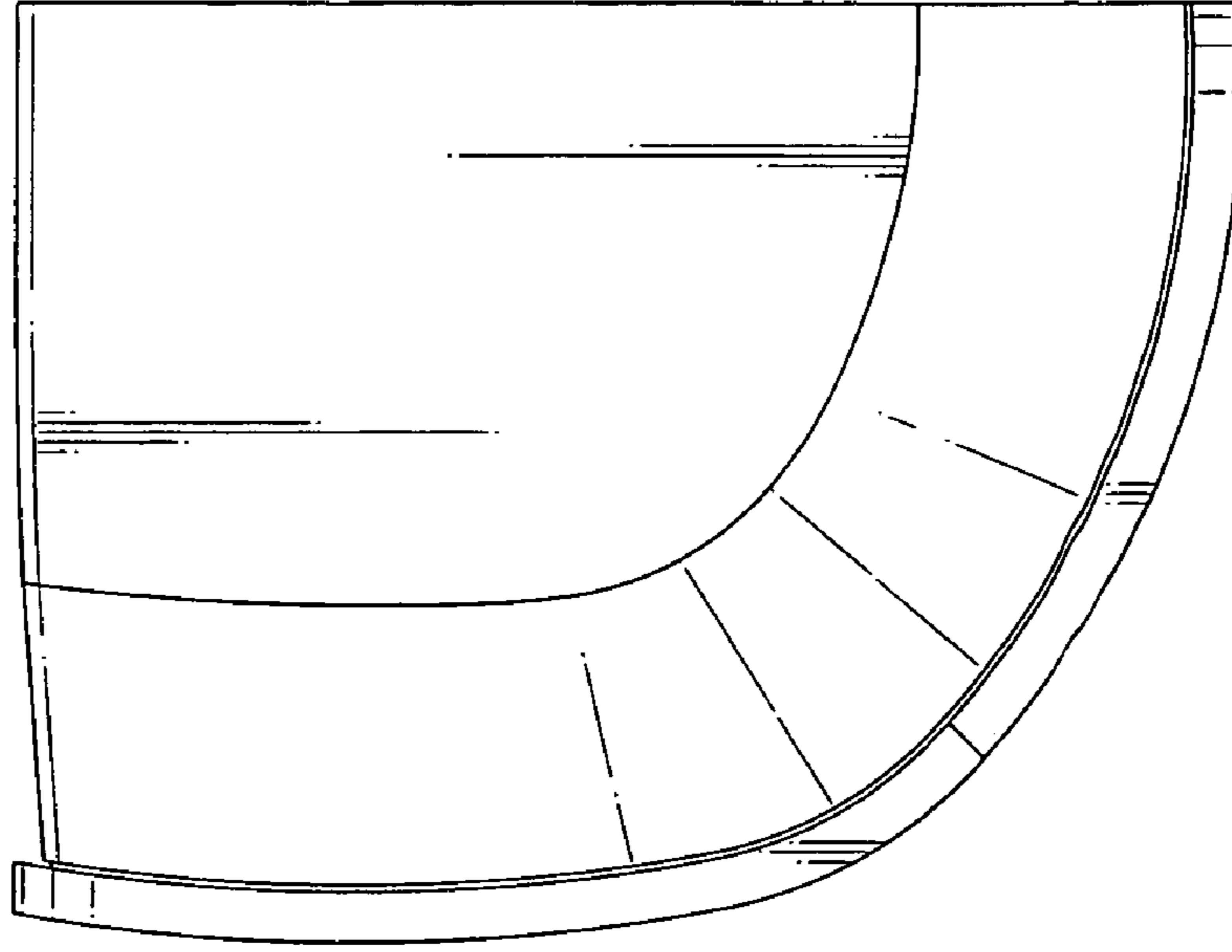


Fig. 5

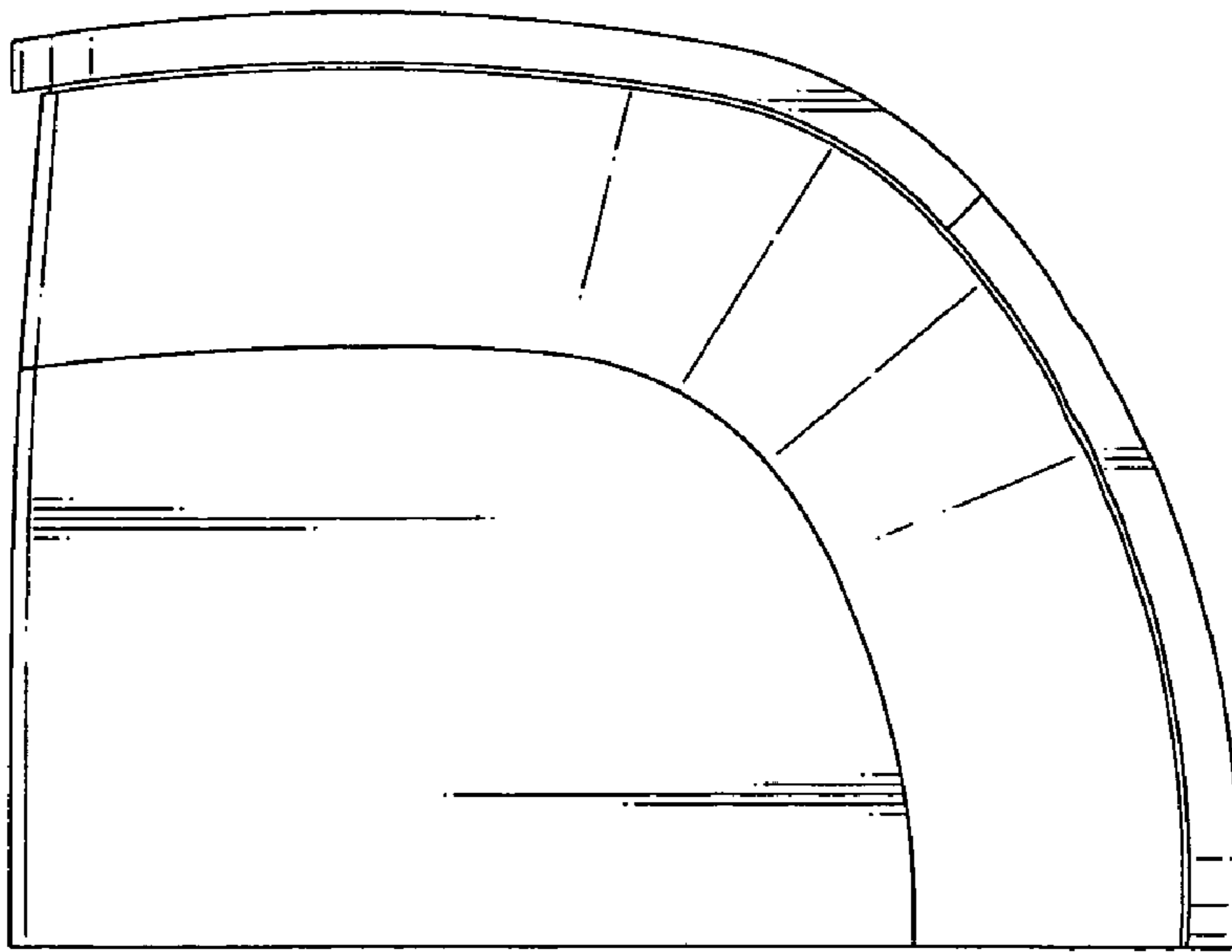


Fig. 7




Fig. 8

