



US00D642249S

(12) **United States Design Patent**
Seki

(10) **Patent No.:** **US D642,249 S**
(45) **Date of Patent:** **** Jul. 26, 2011**

(54) **AIR CONDITIONER**

(75) Inventor: **Kouichirou Seki, Kusatsu (JP)**

(73) Assignee: **Daikin Industries Ltd., Osaka (JP)**

(**) Term: **14 Years**

(21) Appl. No.: **29/371,243**

(22) Filed: **Dec. 13, 2010**

(30) **Foreign Application Priority Data**

Jun. 23, 2010 (JP) 2010-015409

(51) **LOC (9) Cl.** **23-04**

(52) **U.S. Cl.** **D23/351**

(58) **Field of Classification Search** D23/351-354,
D23/385, 355, 357, 361; 312/236; 62/259.1,
62/259.4, 262-263, 304; 454/330-331, 349-350
See application file for complete search history.

(56) **References Cited**

U.S. PATENT DOCUMENTS

| | | | | |
|--------------|---------|-----------------|-------|---------|
| D450,823 S * | 11/2001 | Kobayashi | | D23/351 |
| D529,595 S * | 10/2006 | Ueno et al. | | D23/351 |
| D536,430 S * | 2/2007 | Miyake et al. | | D23/351 |
| D539,889 S * | 4/2007 | Chooji | | D23/351 |
| D550,822 S * | 9/2007 | Shimizu | | D23/351 |
| D553,721 S * | 10/2007 | Seki et al. | | D23/351 |
| D558,866 S * | 1/2008 | Yamamoto | | D23/351 |
| D565,158 S * | 3/2008 | Nagahori | | D23/351 |
| D579,095 S * | 10/2008 | Nagahori et al. | | D23/351 |
| D580,035 S * | 11/2008 | Seki | | D23/351 |
| D587,793 S * | 3/2009 | Seki | | D23/351 |
| D605,265 S * | 12/2009 | Nakamura et al. | | D23/351 |
| D605,267 S * | 12/2009 | Nakamura et al. | | D23/351 |

| | | | | |
|--------------|---------|------------------|-------|---------|
| D613,384 S * | 4/2010 | Ohta | | D23/351 |
| D613,842 S * | 4/2010 | Yamashita | | D23/351 |
| D613,843 S * | 4/2010 | Ohta | | D23/351 |
| D616,083 S * | 5/2010 | Saitou | | D23/351 |
| D619,234 S * | 7/2010 | Nakamura et al. | | D23/351 |
| D621,018 S * | 8/2010 | Nagahori et al. | | D23/351 |
| D621,920 S * | 8/2010 | Yamana et al. | | D23/351 |
| D624,167 S * | 9/2010 | Mishiro et al. | | D23/351 |
| D624,168 S * | 9/2010 | Aketa et al. | | D23/351 |
| D628,686 S * | 12/2010 | Motonishi et al. | | D23/351 |
| D632,769 S * | 2/2011 | Seki | | D23/351 |

* cited by examiner

Primary Examiner — Brian N Vinson

(74) *Attorney, Agent, or Firm* — Manabu Kanesaka

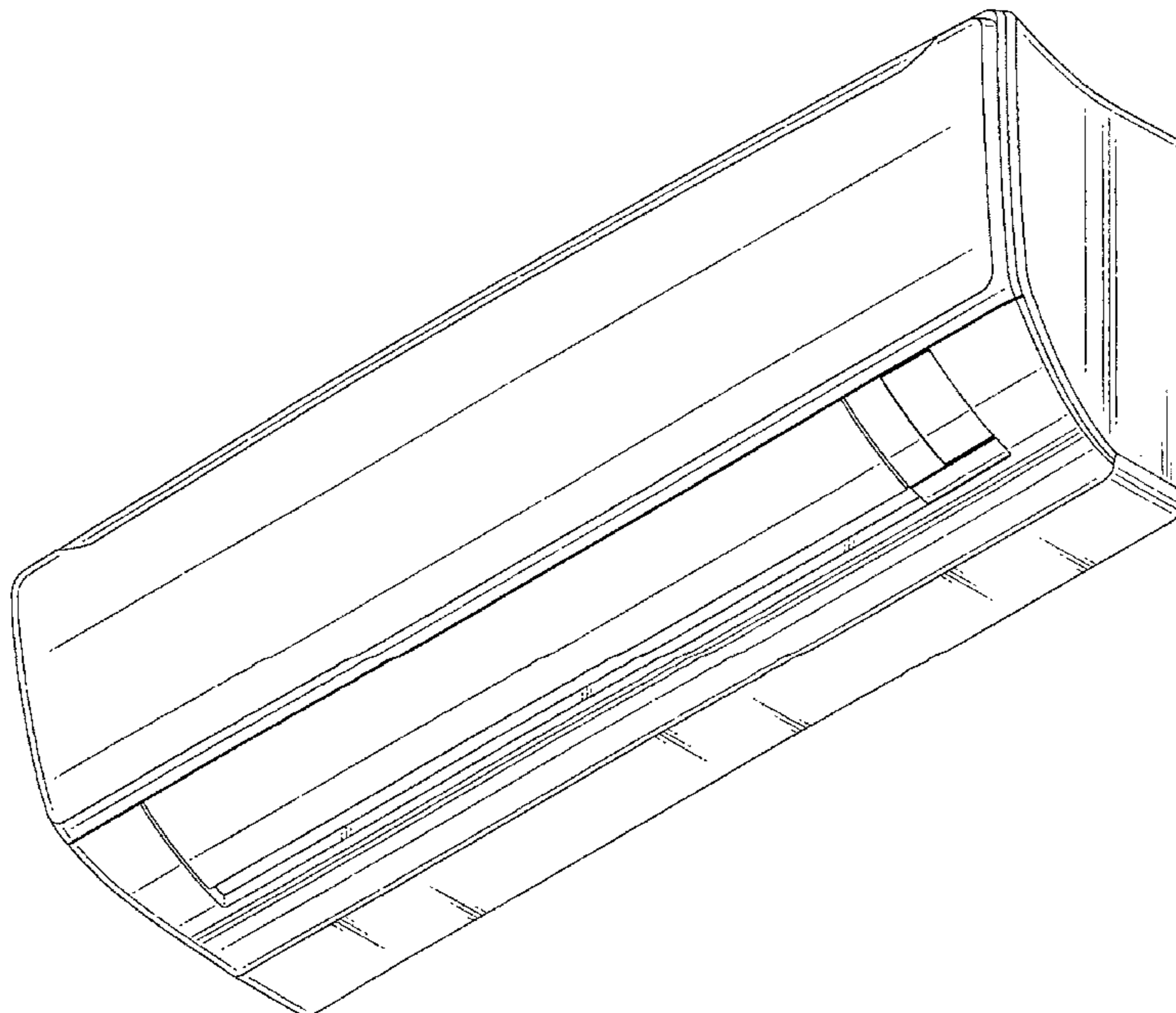
(57) **CLAIM**

The ornamental design for an air conditioner, as shown and described.

DESCRIPTION

FIG. 1 is a front, bottom, and right side perspective view of an air conditioner showing my new design; FIG. 2 is a front elevational view thereof; FIG. 3 is a rear elevational view thereof; FIG. 4 is a top plan view thereof; FIG. 5 is a bottom plan view thereof; FIG. 6 is a left side elevational view thereof; FIG. 7 is a right side elevational view thereof; and, FIG. 8 is a vertical cross-sectional view thereof taken along line 8-8 in FIG. 2, with the broken-line disclosure understood to show internal elements which are part of the article in which the claimed design is embodied, but which form no part of the claimed design.

1 Claim, 5 Drawing Sheets



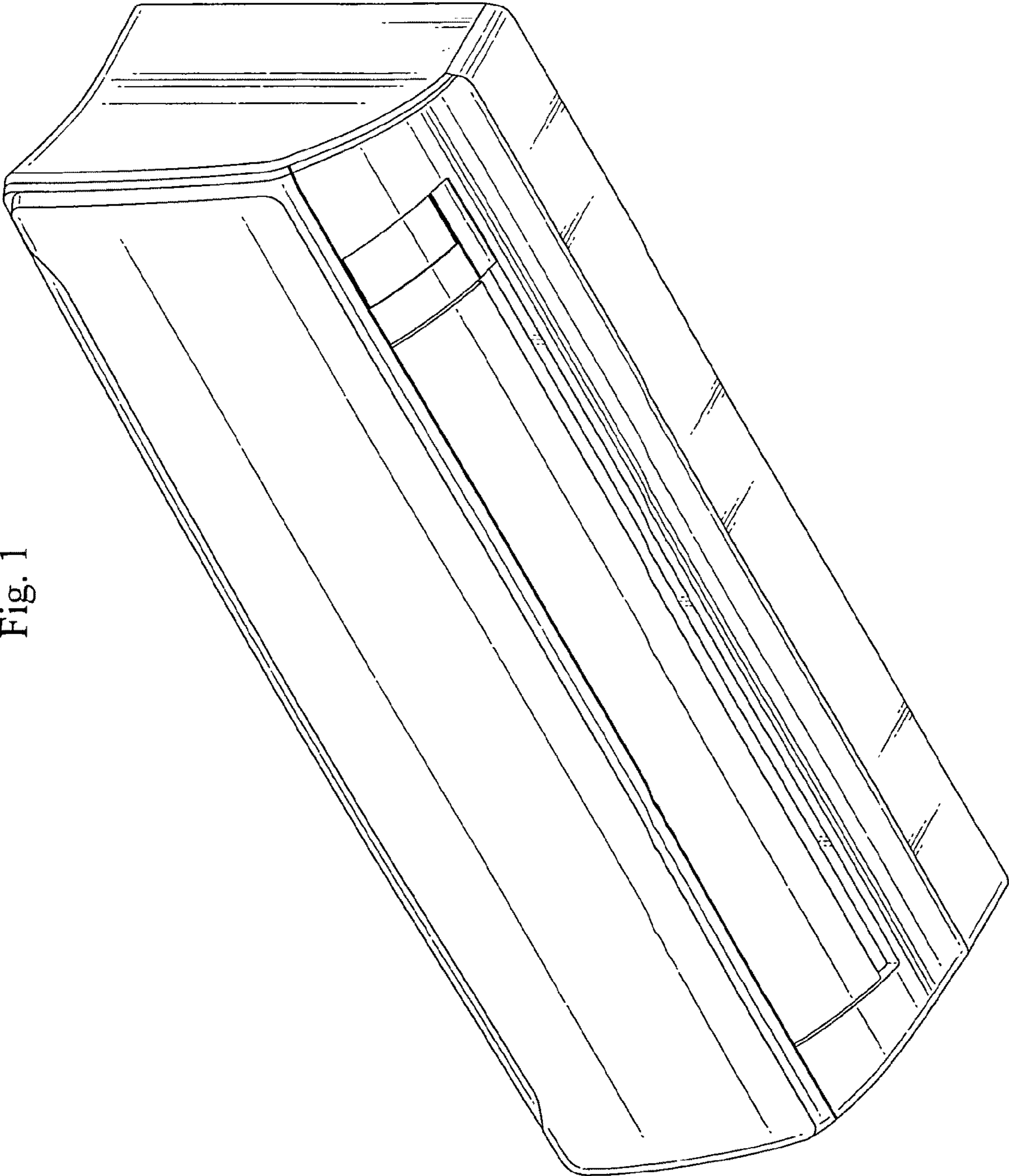


Fig. 1

Fig. 2
8



8

Fig. 3




Fig. 4

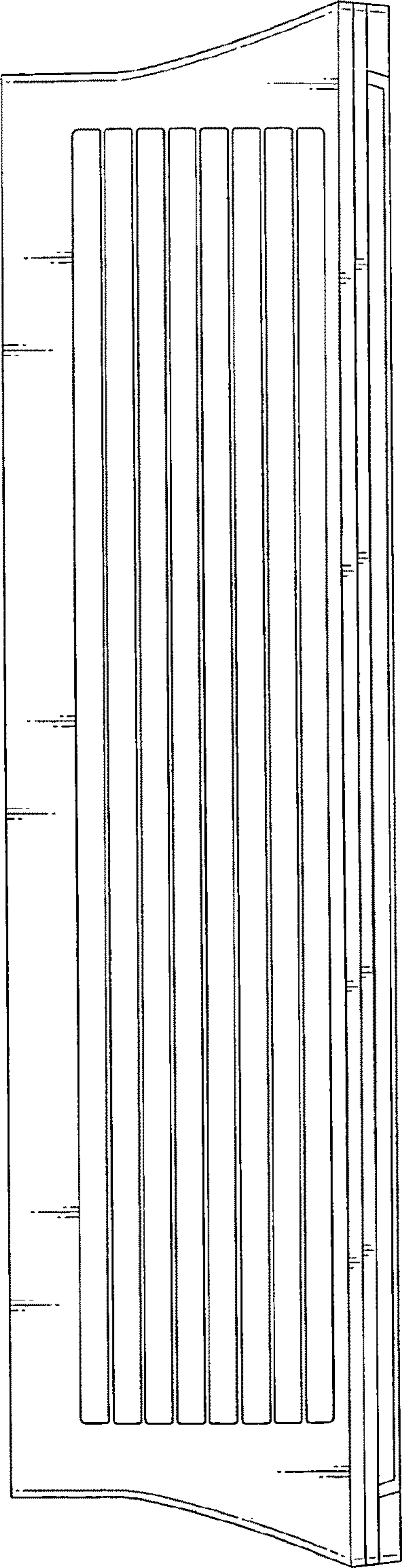


Fig. 5

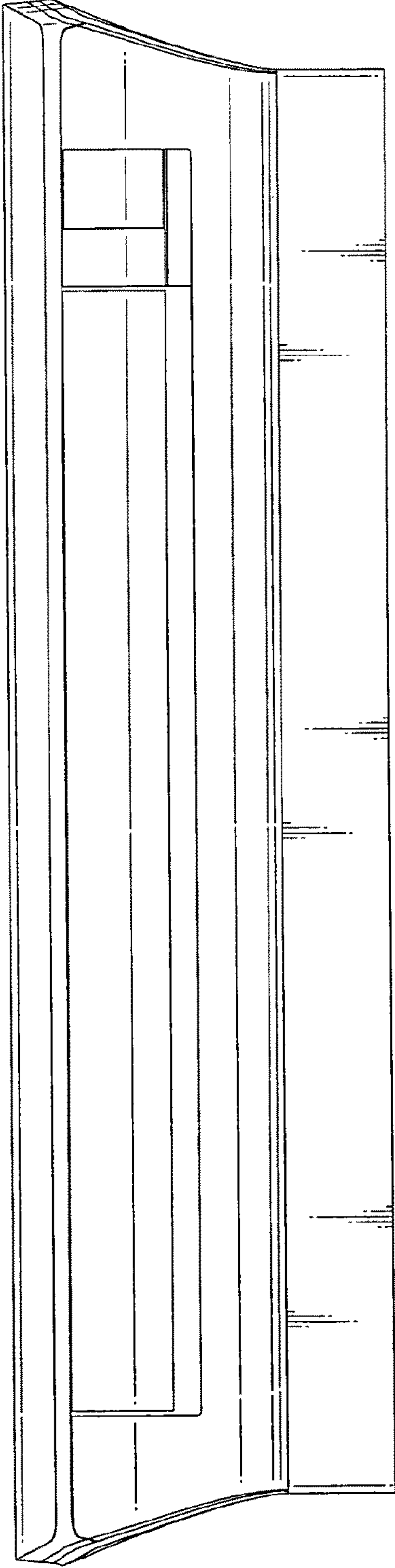


Fig. 8

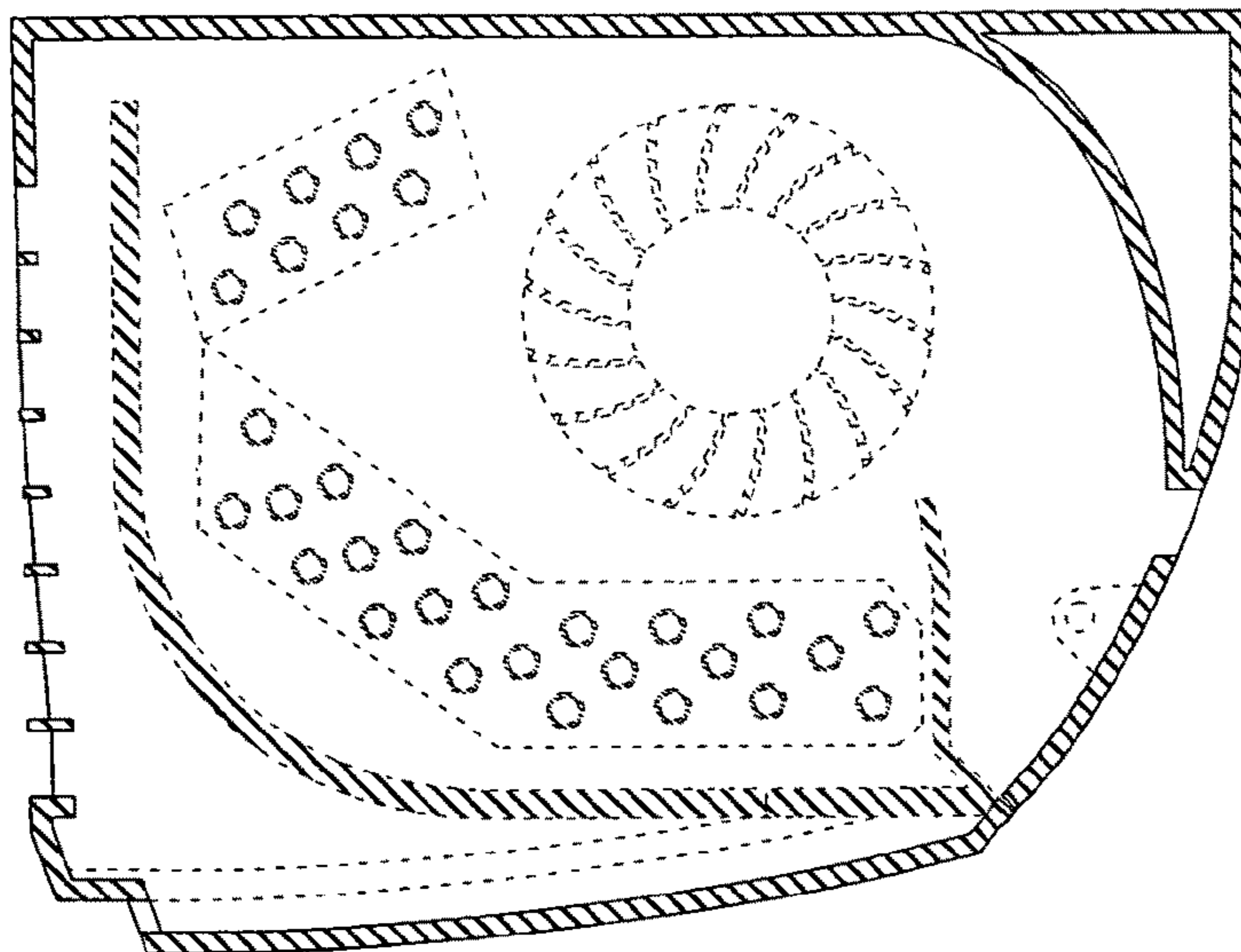


Fig. 7

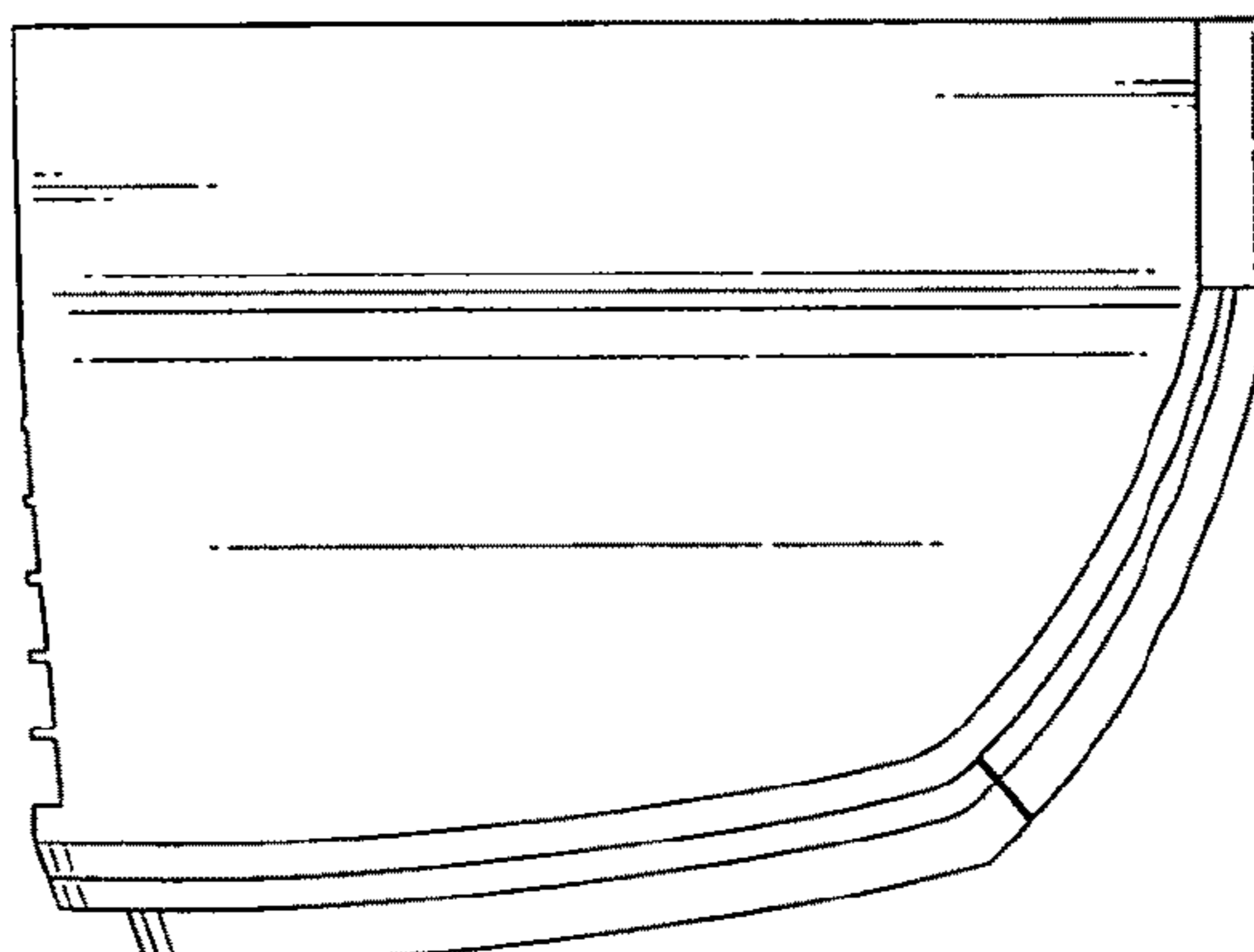


Fig. 6

