



US00D642245S

(12) **United States Design Patent**
Mezzalira et al.

(10) **Patent No.:** **US D642,245 S**
(45) **Date of Patent:** **** Jul. 26, 2011**

- (54) **GARDEN HOSE**
- (75) Inventors: **Alessandro Mezzalira**, Sandrigo (IT);
Valentino Vigolo, Caldogno (IT);
Gianni Nelti, Padua (IT)
- (73) Assignee: **Fitt S.p.A.**, Sandrigo (IT)
- (**) Term: **14 Years**
- (21) Appl. No.: **29/381,505**
- (22) Filed: **Dec. 20, 2010**
- (51) **LOC (9) Cl.** **23-01**
- (52) **U.S. Cl.** **D23/266**
- (58) **Field of Classification Search** D23/266;
138/118, 118.1, 121-122; 66/170-171, 190
See application file for complete search history.

D413,657	S	*	9/1999	Lidgett	D23/266
D419,653	S	*	1/2000	Lidgett	D23/266
D469,520	S	*	1/2003	McLean	D23/266
D488,544	S	*	4/2004	Akaltan	D23/266
D499,465	S	*	12/2004	Paul, III	D23/266
7,493,918	B2	*	2/2009	Thomson	138/130
D605,737	S	*	12/2009	von Glanstaetten et al.	D23/266
D609,313	S	*	2/2010	Lin	D23/266
D612,917	S	*	3/2010	Eilertson et al.	D23/266
2003/0024584	A1	*	2/2003	Godel et al.	138/118
2004/0256016	A1	*	12/2004	Arima et al.	138/126
2009/0133769	A1	*	5/2009	Riley et al.	138/122
2010/0051131	A1	*	3/2010	Dickel	138/121

* cited by examiner

Primary Examiner — T. Chase Nelson
Assistant Examiner — Eric Goodman
 (74) *Attorney, Agent, or Firm* — Birch, Stewart, Kolasch & Birch, LLP

(56) **References Cited**

U.S. PATENT DOCUMENTS

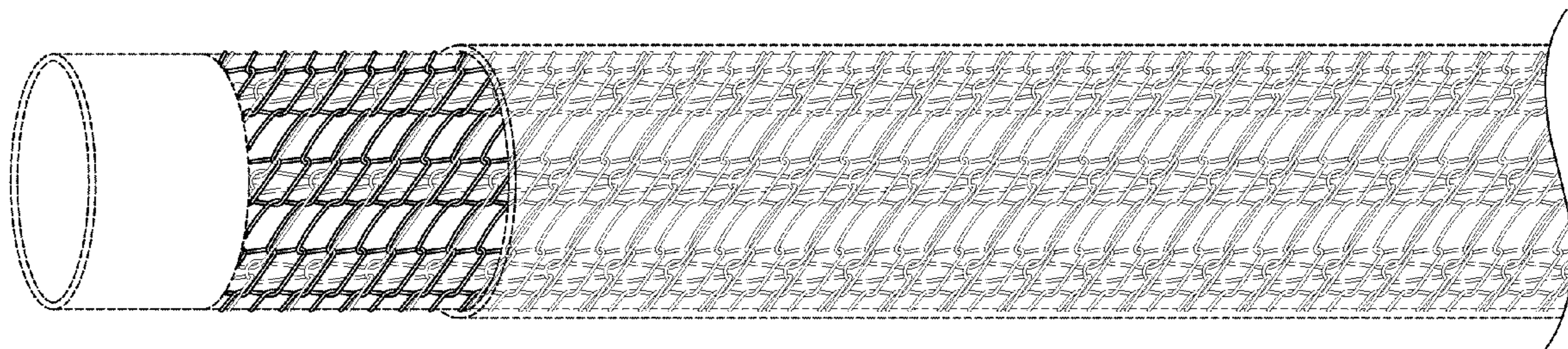
408,384	A	*	8/1889	Herkner	66/190
550,093	A	*	11/1895	Bennett	66/171
567,308	A	*	9/1896	Esty	66/190
616,524	A	*	12/1898	Cartledge	66/171
630,783	A	*	8/1899	Stevens	66/190
1,081,779	A	*	12/1913	Scott	66/169 R
1,386,444	A	*	8/1921	Stibbe	66/190
2,250,863	A	*	7/1941	Goodloe	66/170
2,264,213	A	*	11/1941	Larkin	66/190
2,332,931	A	*	10/1943	Cahill	112/416
2,870,619	A	*	1/1959	Greczin	66/169 R
3,049,901	A	*	8/1962	Greczin	66/190
3,201,954	A	*	8/1965	Greczin	66/9 R
3,349,806	A	*	10/1967	Roberts	138/122
5,069,253	A	*	12/1991	Hadley	138/109
D381,405	S	*	7/1997	Waidele et al.	D23/266
5,894,865	A	*	4/1999	Winter et al.	138/121

(57) **CLAIM**
 The ornamental design for a garden hose, as shown and described.

DESCRIPTION

FIG. 1 is a perspective view of a garden hose showing our new design;
 FIG. 2 is an enlarged view of a portion of FIG. 1;
 FIG. 3 is a right side view of a portion of the hose, the left side view being a mirror image of the right side view;
 FIG. 4 is an enlarged view of a portion of FIG. 3; and,
 FIG. 5 is an end view thereof.
 The portions in the drawings illustrated in broken lines represent the environment of the design and therefore form no part of the claimed design.

1 Claim, 5 Drawing Sheets



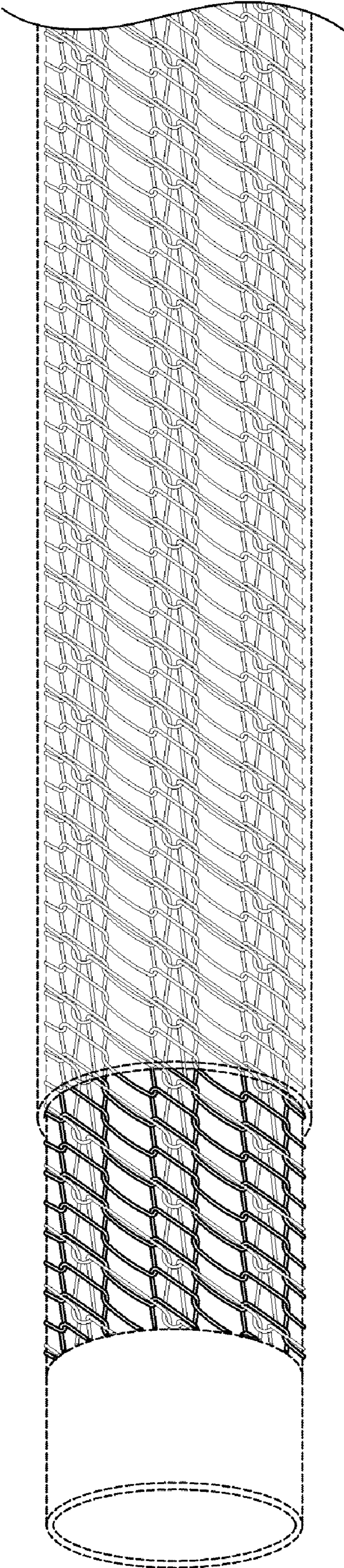


FIG. 1

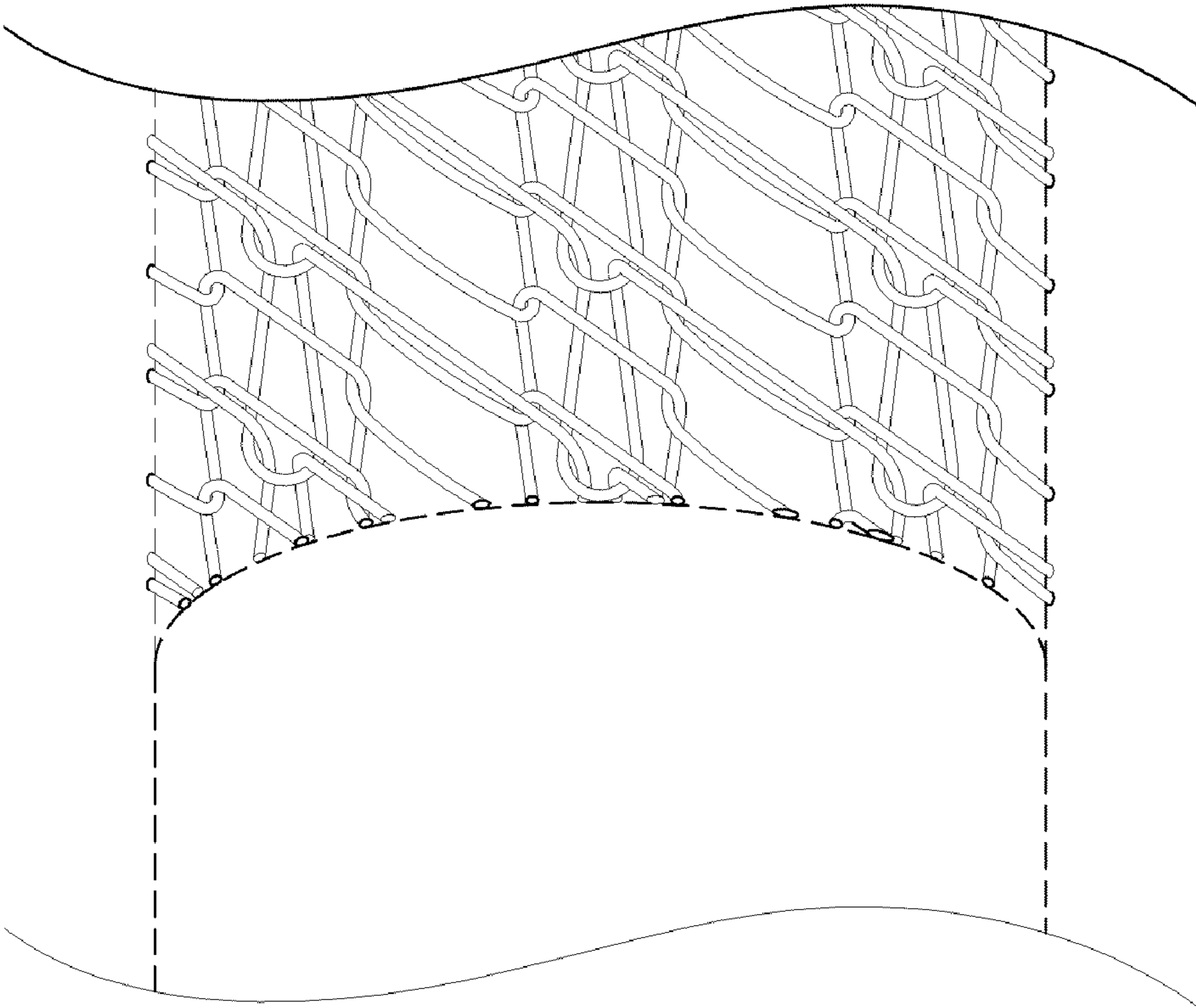


FIG. 2

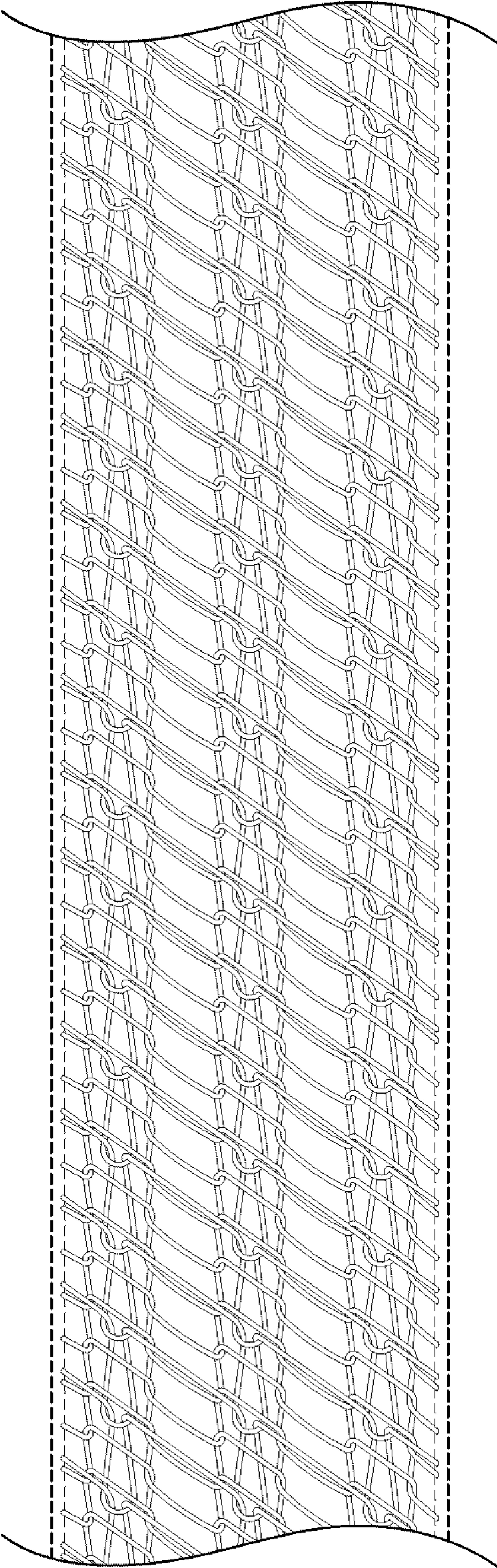


FIG. 3

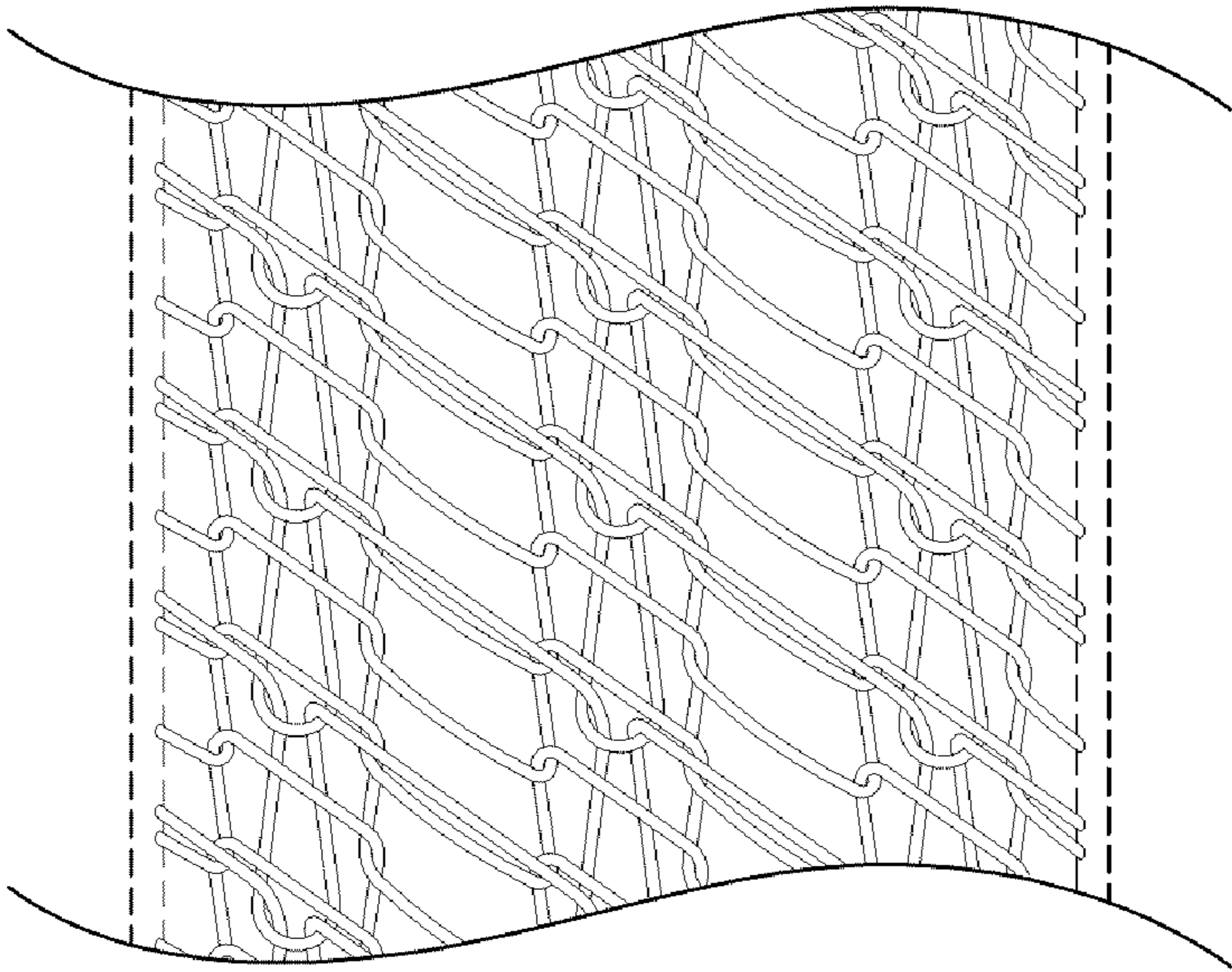


FIG. 4

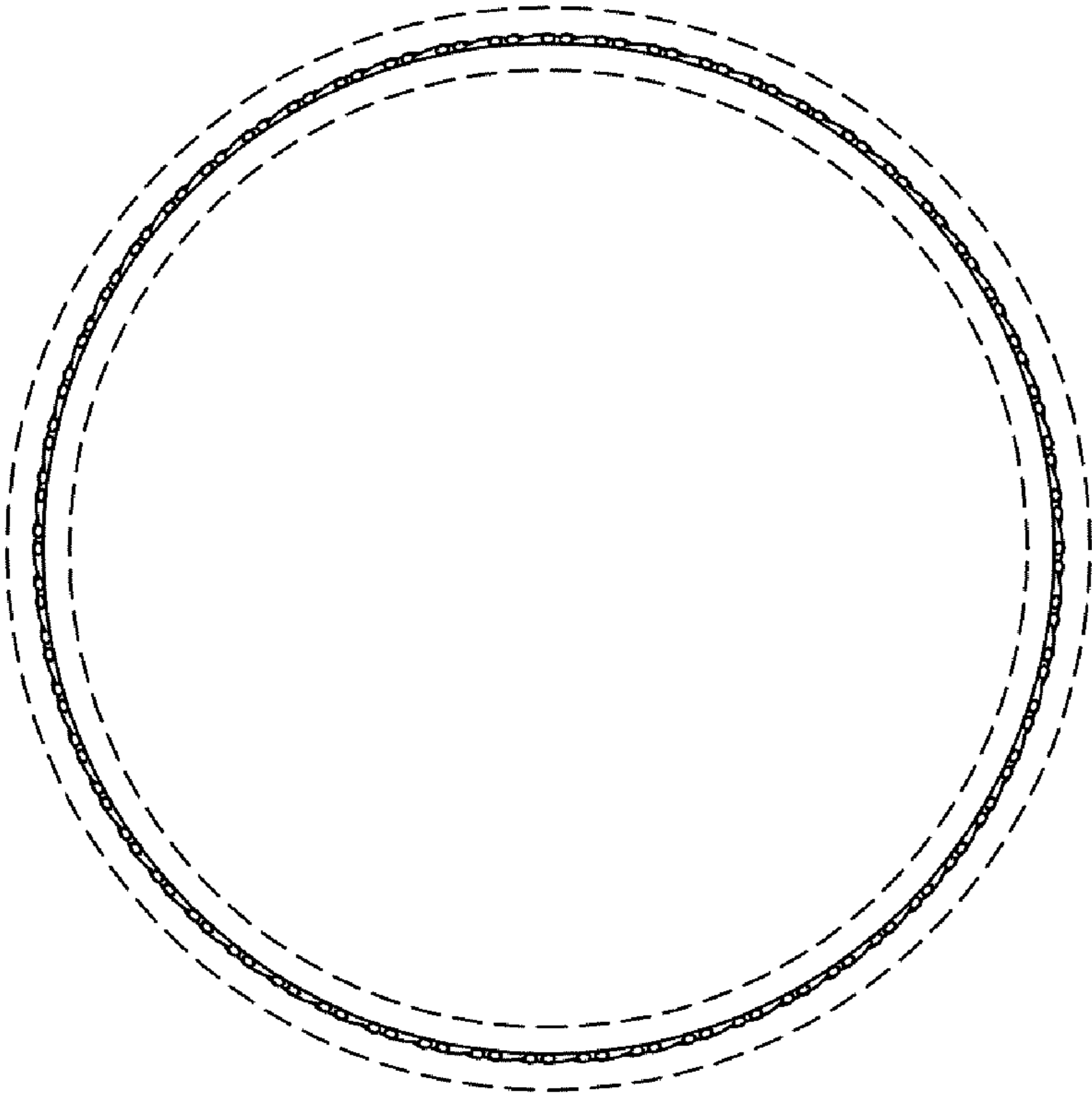


FIG. 5