



US00D642241S

(12) **United States Design Patent**
Corbett

(10) **Patent No.:** **US D642,241 S**

(45) **Date of Patent:** **** Jul. 26, 2011**

(54) **FAUCET HUB**

(75) Inventor: **Jessina Corbett**, Chicago, IL (US)

(73) Assignee: **Masco Corporation of Indiana**,
Indianapolis, IN (US)

(**) Term: **14 Years**

(21) Appl. No.: **29/368,690**

(22) Filed: **Aug. 27, 2010**

(51) **LOC (9) Cl.** **23-01**

(52) **U.S. Cl.** **D23/255**

(58) **Field of Classification Search** D23/238,
D23/241–243, 250, 252, 255, 257, 213, 223,
D23/229, 218; 4/676–678; 137/801
See application file for complete search history.

(56) **References Cited**

U.S. PATENT DOCUMENTS

| | | | | |
|----------------|--------|--------------|-------|---------|
| D609,780 S * | 2/2010 | Fritz et al. | | D23/238 |
| D620,558 S * | 7/2010 | Krumpe | | D23/238 |
| D632,365 S * | 2/2011 | Choi | | D23/238 |
| 7,909,061 B2 * | 3/2011 | Nelson | | 137/801 |

* cited by examiner

Primary Examiner — Robert Delehanty

(74) *Attorney, Agent, or Firm* — Edgar A. Zarins; Nirav D. Parikh

(57) **CLAIM**

The ornamental design for a faucet hub, as shown and described.

DESCRIPTION

FIG. 1 is a first perspective view of a faucet hub in accordance with my design;

FIG. 2 is a second perspective view thereof;

FIG. 3 is a front elevation view thereof;

FIG. 4 is a rear elevation view thereof;

FIG. 5 is a left side elevation view thereof;

FIG. 6 is a right side elevation view thereof; and,

FIG. 7 is a top plan view thereof.

1 Claim, 4 Drawing Sheets



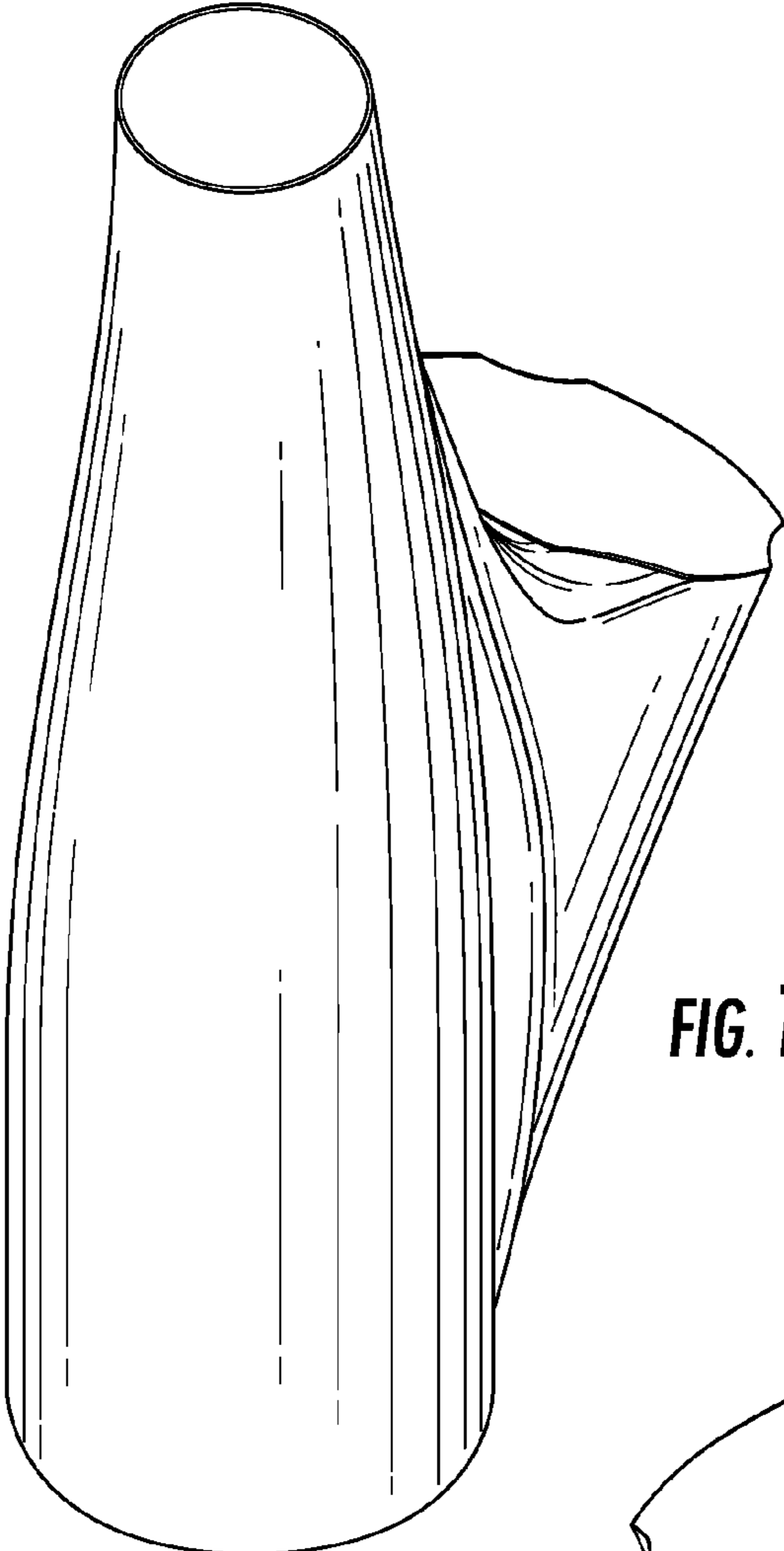


FIG. 1



FIG. 2

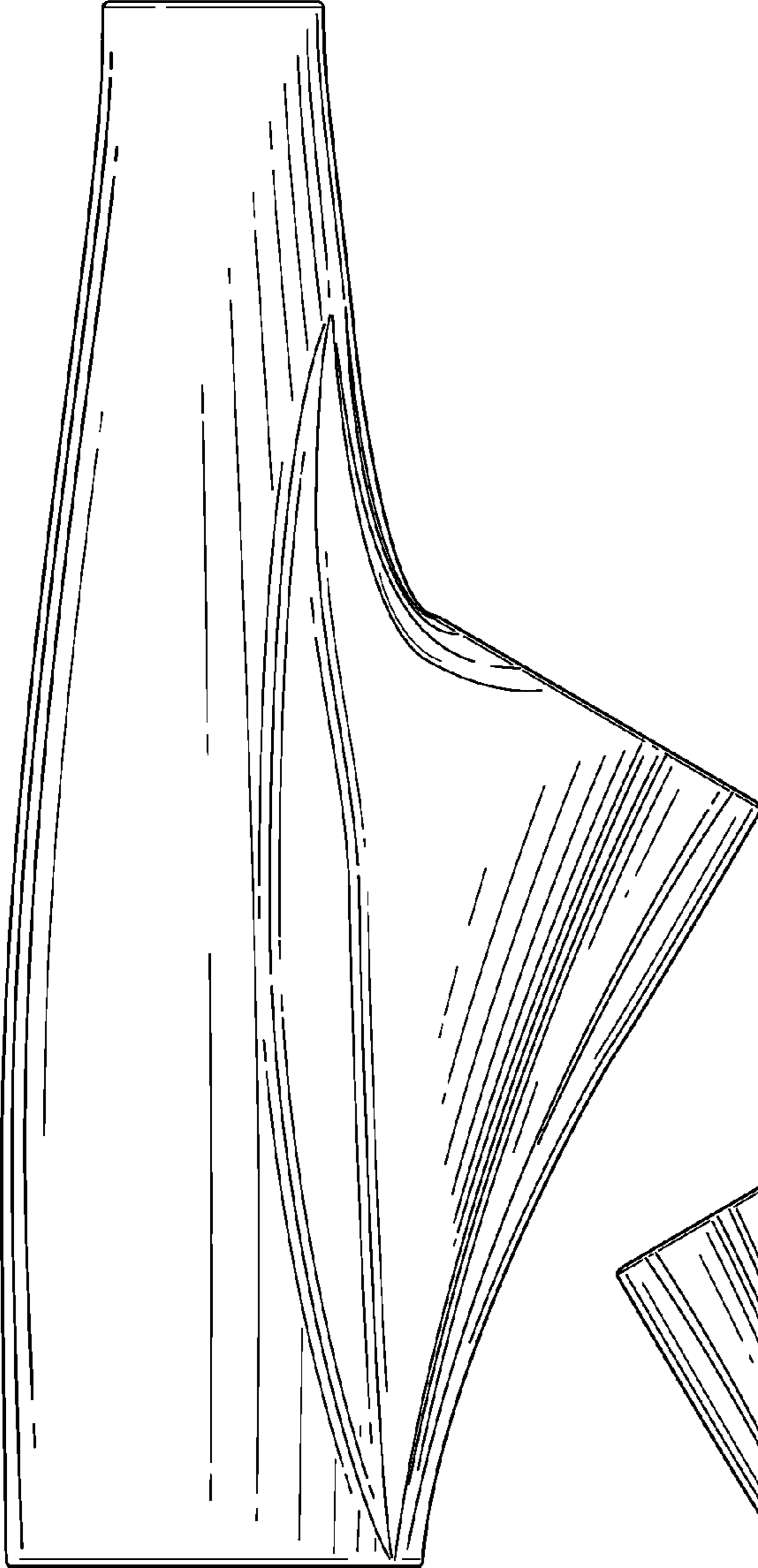


FIG. 3



FIG. 4

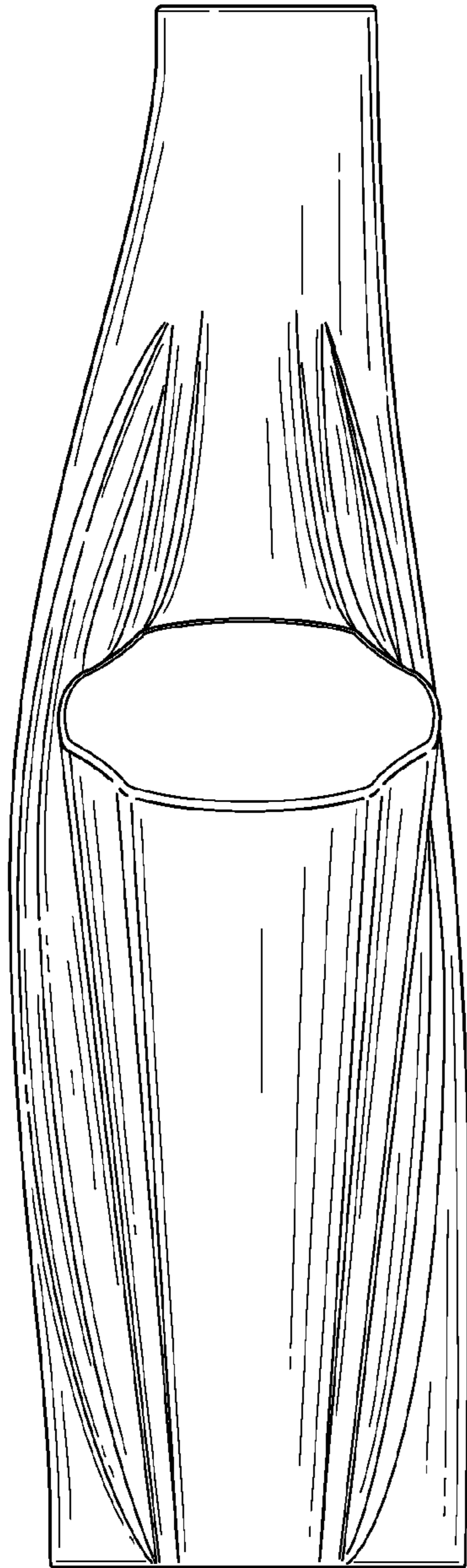


FIG. 5

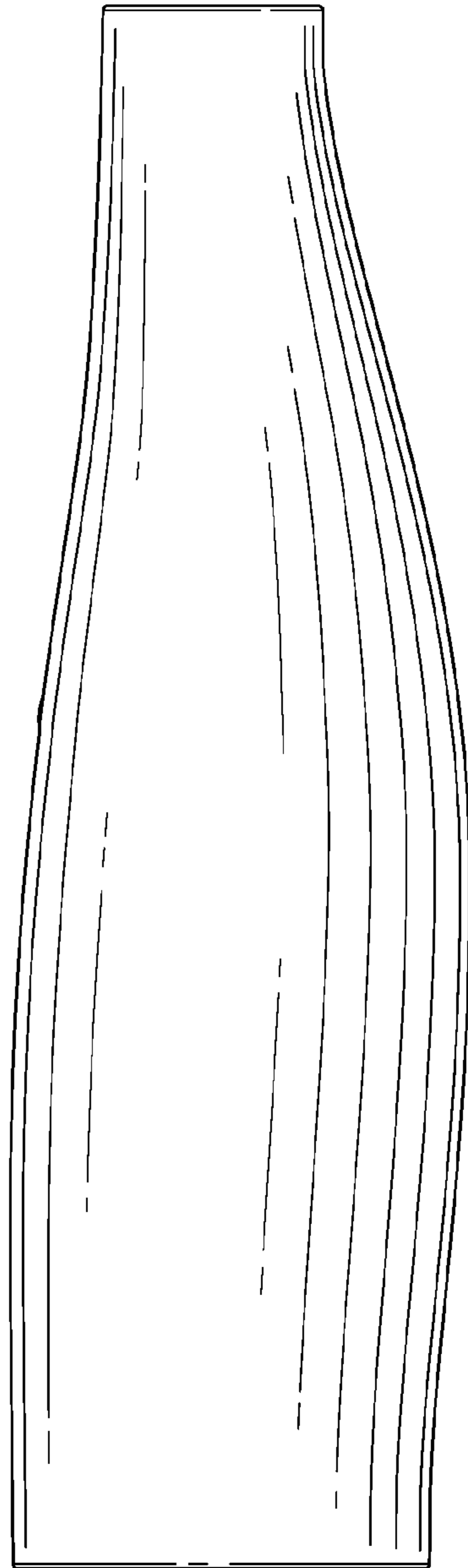


FIG. 6

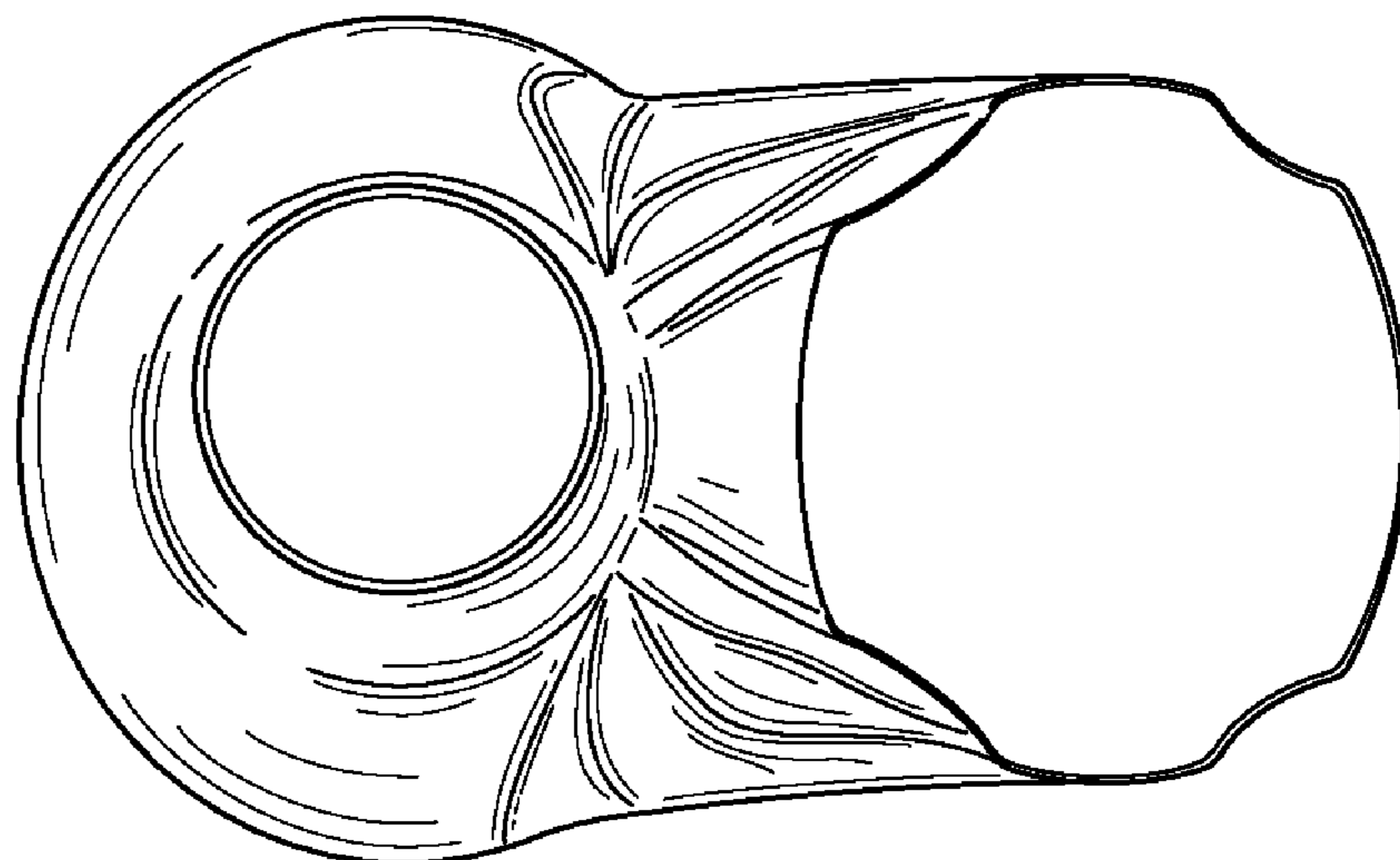


FIG. 7