



US00D642231S

(12) **United States Design Patent**  
**Johnson**

(10) **Patent No.:** **US D642,231 S**

(45) **Date of Patent:** **\*\* Jul. 26, 2011**

(54) **GOLFING BALL LINE MARKER**

(76) Inventor: **Thomas Charles Johnson**, Melrose, FL  
(US)

(\*\*) Term: **14 Years**

(21) Appl. No.: **29/349,870**

(22) Filed: **Jun. 4, 2010**

(51) **LOC (9) Cl.** ..... **21-02**

(52) **U.S. Cl.** ..... **D21/794**

(58) **Field of Classification Search** ..... D21/789,  
D21/793-794; 473/285, 406  
See application file for complete search history.

(56) **References Cited**

U.S. PATENT DOCUMENTS

5,195,743 A \* 3/1993 Walsh, Jr. .... 473/401  
5,356,133 A \* 10/1994 Bellagamba ..... 473/406  
D352,315 S \* 11/1994 Sellers ..... D21/794

D520,588 S \* 5/2006 Morgan ..... D21/794  
D616,953 S \* 6/2010 Shinki ..... D21/794  
D622,799 S \* 8/2010 Cameron ..... D21/794

\* cited by examiner

*Primary Examiner* — Mitchell Siegel

(57) **CLAIM**

The ornamental design for a golfing ball line marker, as shown.

**DESCRIPTION**

FIG. 1 is a perspective view of the top of the marker showing the new design thereof.

FIG. 2 is a perspective view of the bottom thereof.


FIG. 3 is a side edge thereof.

FIG. 4 top plan view thereof; and,

FIG. 5 is a top edge view thereof.

The claimed ball line marker is used on a golfing putting green surface for lining a ball path.

**1 Claim, 2 Drawing Sheets**



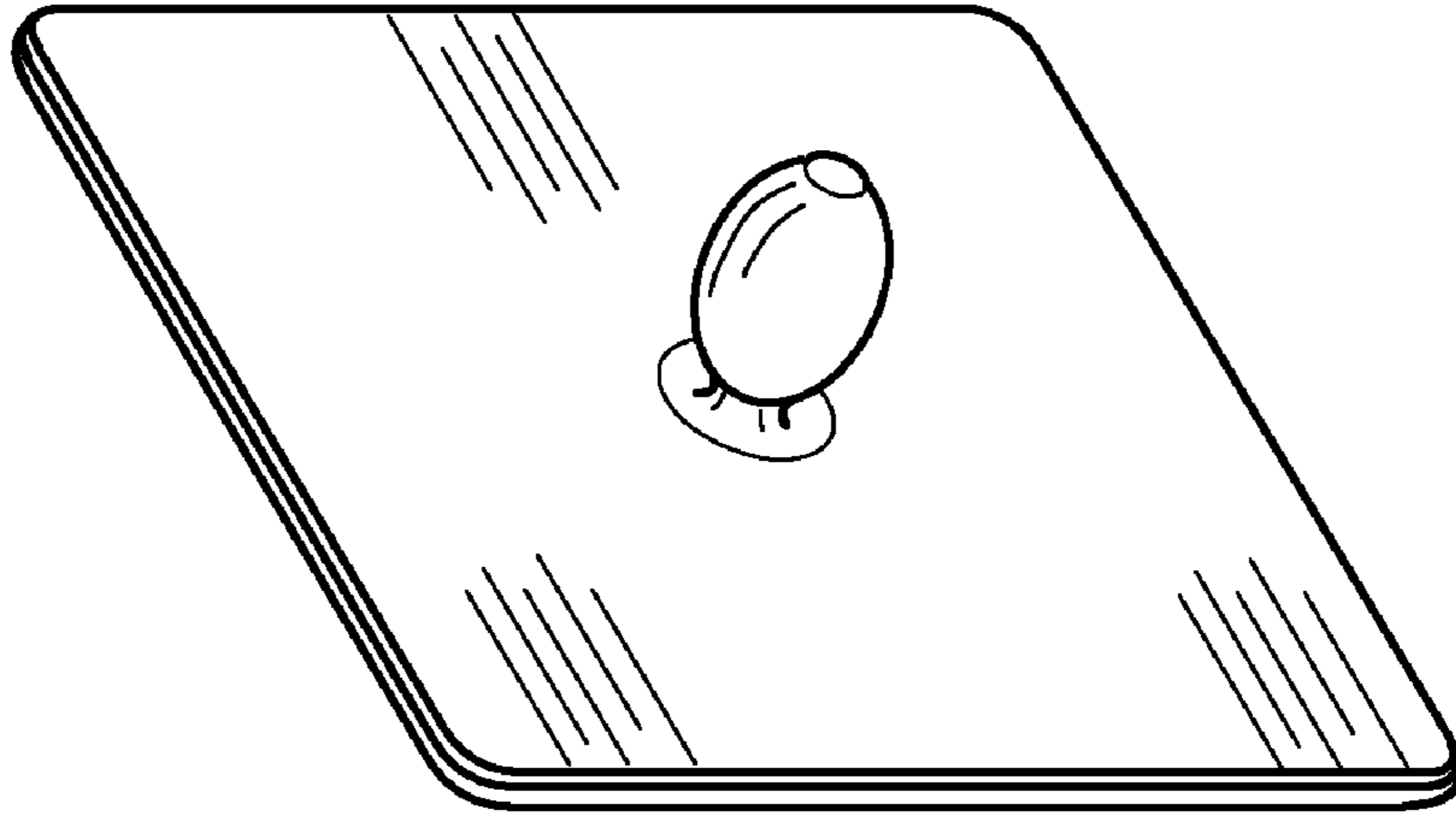


Figure 2




Figure 1

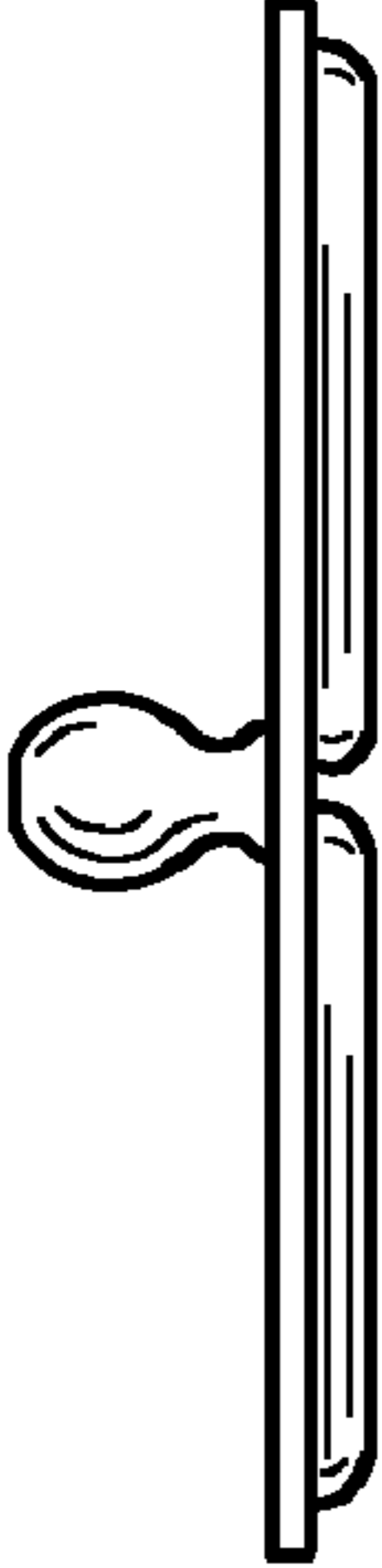


Figure 5

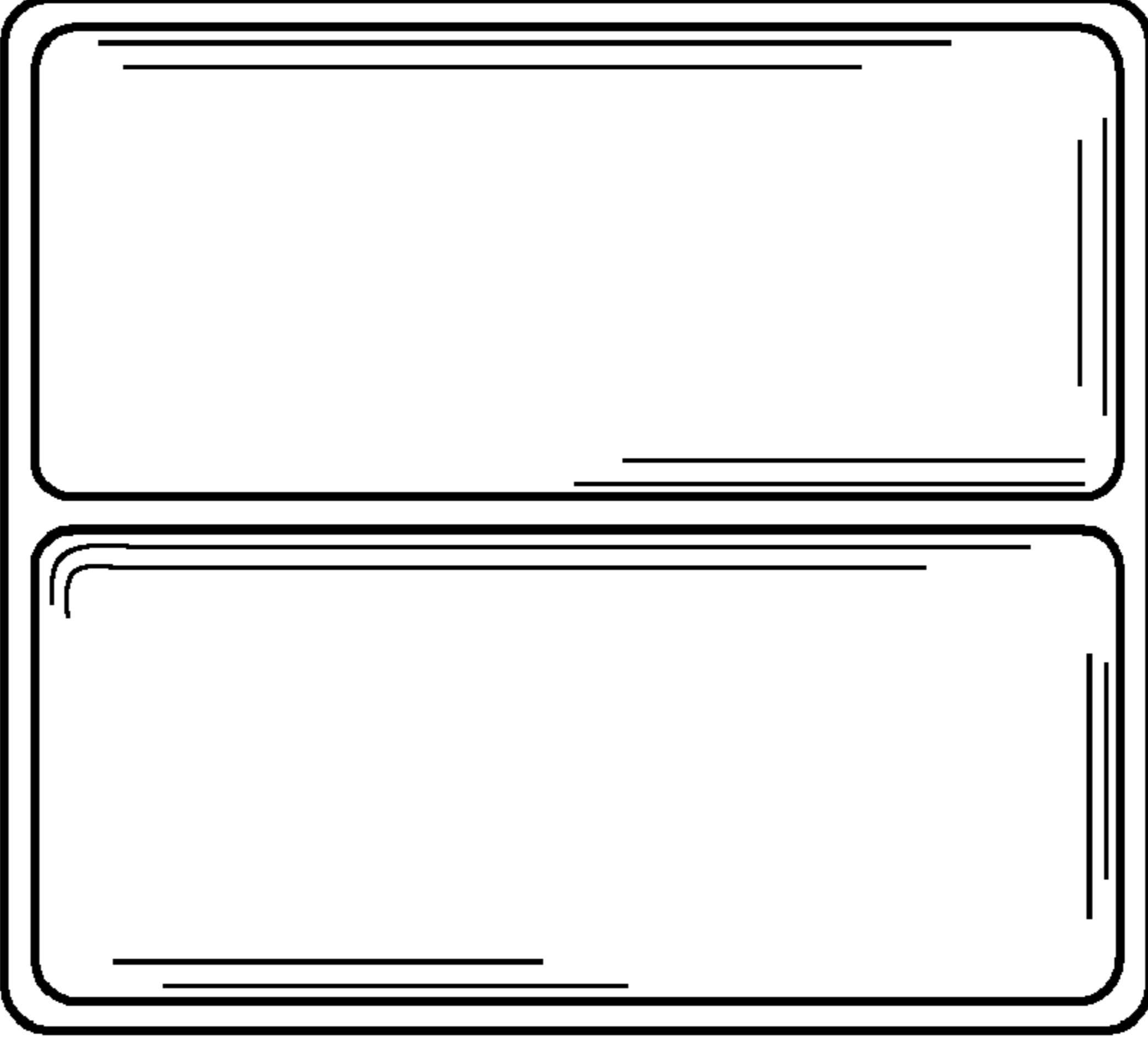


Figure 4



Figure 3