



US00D642217S

(12) **United States Design Patent**  
**Von Der Lancken et al.**

(10) **Patent No.:** **US D642,217 S**  
(45) **Date of Patent:** **\*\* Jul. 26, 2011**

(54) **RACK FOR MAGAZINES, BOOKS AND THE LIKE**  
(75) Inventors: **Charlotte Von Der Lancken**, Stockholm (SE); **Anna Lindgren**, Stockholm (SE); **Sofia Lagerkvist**, Stockholm (SE)  
(73) Assignee: **Kartell S.p.A.** (IT)  
(\*\*) Term: **14 Years**  
(21) Appl. No.: **29/359,569**  
(22) Filed: **Apr. 13, 2010**  
(51) **LOC (9) Cl.** ..... **19-02**  
(52) **U.S. Cl.** ..... **D19/91**  
(58) **Field of Classification Search** ..... D6/449, D6/473, 474, 477, 478, 479, 553, 454; D19/75, D19/77, 78, 86-87, 90-92; 206/215; 211/10, 211/11, 45, 50, 55, 126.1, 126.2, 126.13, 211/126.16; 312/9.43, 183  
See application file for complete search history.

4,867,306 A \* 9/1989 Factor ..... 206/308.1  
D304,397 S \* 11/1989 Wright et al. .... D6/454  
D308,228 S \* 5/1990 Gecchelin ..... D19/90  
5,180,058 A \* 1/1993 Hu ..... 206/308.1  
D369,620 S \* 5/1996 Boutsakis et al. .... D19/90  
D393,379 S \* 4/1998 Alber ..... D6/454  
D426,195 S \* 6/2000 Kuo ..... D13/179  
D458,232 S \* 6/2002 Lee ..... D13/179  
6,547,087 B2 \* 4/2003 Accatino ..... 211/169  
6,811,046 B2 \* 11/2004 Stein ..... 211/169  
D548,485 S \* 8/2007 Barthel ..... D6/454  
D591,082 S \* 4/2009 Nowak ..... D6/449  
7,646,607 B2 \* 1/2010 Gallina et al. .... 361/710  
7,676,971 B2 \* 3/2010 White et al. .... 40/606.12  
D618,629 S \* 6/2010 Blumenfeld ..... D13/179

\* cited by examiner

*Primary Examiner* — Elizabeth Albert  
(74) *Attorney, Agent, or Firm* — Cantor Colburn LLP

(57) **CLAIM**  
We claim, the ornamental design for a rack for magazines, books and the like, as shown and described.

**DESCRIPTION**


FIG. 1 is a front perspective view of a rack for magazines, books and the like, showing our new design;  
FIG. 2 is a front elevation view thereof;  
FIG. 3 is a side elevation view thereof taken from the right of FIG. 1;  
FIG. 4 is a side elevation view hereof taken from the left of FIG. 1; and,  
FIG. 5 is a top plan view thereof.  
Drawings include certain features in broken lines for illustrative purposes only and forming no part of the claimed design, and where some of said drawing include certain colors for illustrative purposes only and forming no part of the claimed design.

**1 Claim, 5 Drawing Sheets**

(56) **References Cited**

**U.S. PATENT DOCUMENTS**

452,957 A \* 5/1891 Staunton ..... 40/497  
517,803 A \* 4/1894 Howard ..... 34/95  
1,316,015 A \* 9/1919 Bristow ..... 211/11  
1,414,754 A \* 5/1922 Smith ..... 40/377  
1,674,359 A \* 6/1928 Frey ..... 211/51  
D96,826 S \* 9/1935 Estrella ..... D19/86  
2,261,806 A \* 11/1941 Hills ..... 312/9.43  
D144,166 S \* 3/1946 Brie ..... D15/5  
2,520,461 A \* 8/1950 Green ..... 40/536  
D199,291 S \* 9/1964 Jahn ..... D6/301  
3,181,706 A \* 5/1965 Mandel ..... 211/163  
3,391,796 A \* 7/1968 Cross ..... 211/169  
D249,000 S \* 8/1978 Simmons ..... D6/454  
D253,540 S \* 11/1979 Rothchild ..... D20/42  
D257,680 S \* 12/1980 Bell ..... D19/90



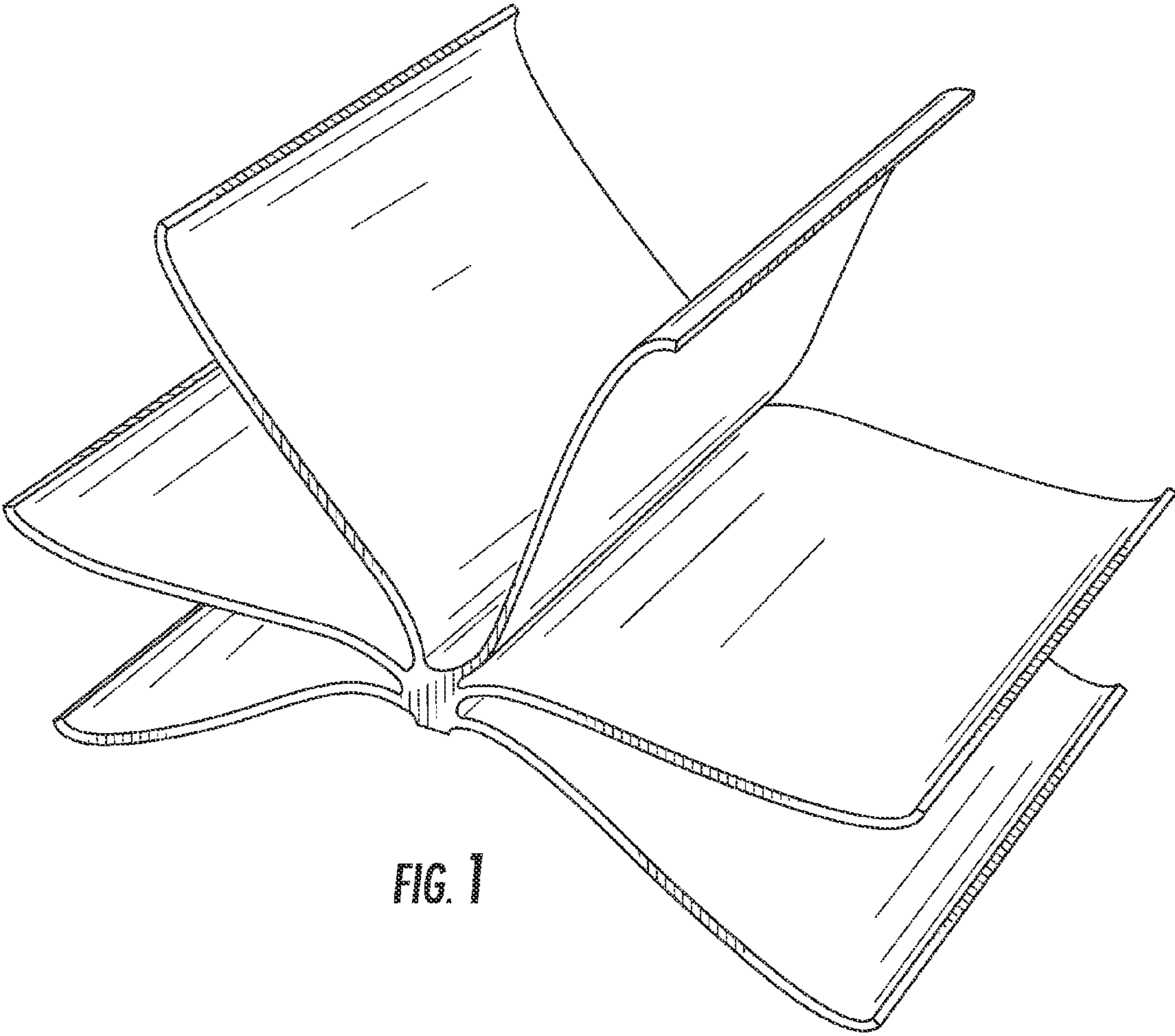


FIG. 1

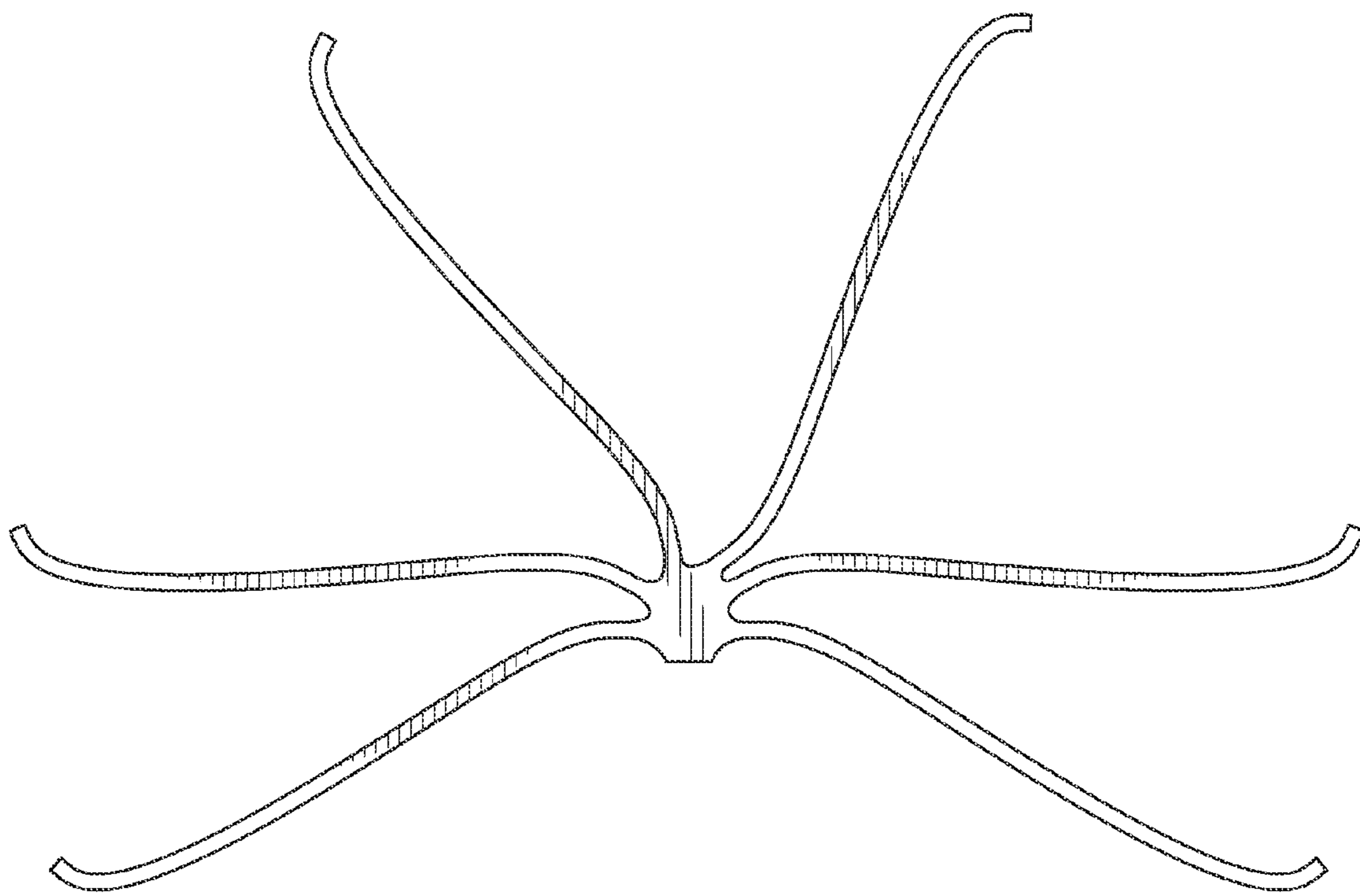




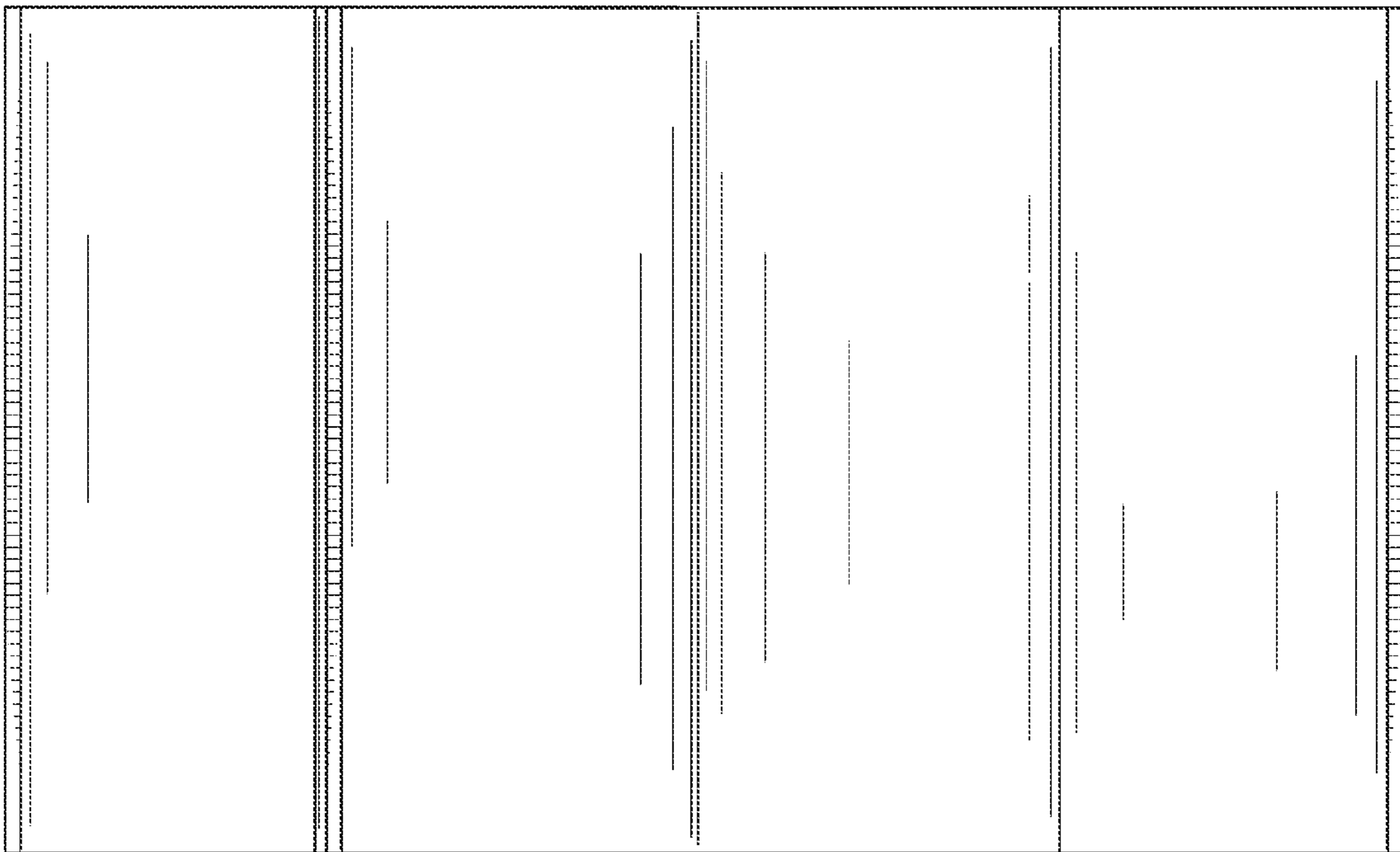
FIG. 2



**FIG. 3**



**FIG. 4**



**FIG. 5**