



US00D642214S

(12) **United States Design Patent**
Gitman

(10) **Patent No.:** **US D642,214 S**
(45) **Date of Patent:** **** Jul. 26, 2011**

(54) **WRITING INSTRUMENT**

(75) Inventor: **Eliyahu Gitman**, Jerusalem (IL)

(73) Assignee: **Scalpal LLC** (IL)

(**) Term: **14 Years**

(21) Appl. No.: **29/358,587**

(22) Filed: **Mar. 30, 2010**

(30) **Foreign Application Priority Data**

Sep. 30, 2009 (IL) 48358

(51) **LOC (9) Cl.** **19-06**

(52) **U.S. Cl.** **D19/41**

(58) **Field of Classification Search** D14/411,
D14/431; D19/35, 36, 41, 42, 43, 44, 45,
D19/46, 47, 48, 49, 50, 51, 54, 55, 56, 57;
D24/147; D28/76, 82, 90; 24/11 F, 11 P,
24/11 R; 401/34, 52, 99, 100, 104, 105,
401/106, 107, 108, 109, 192, 195, 196

See application file for complete search history.

(56) **References Cited**

U.S. PATENT DOCUMENTS

3,131,675 A * 5/1964 Wieszeck 401/195
3,291,102 A * 12/1966 Wolf 401/162
3,424,539 A * 1/1969 Jenkins 401/292

D223,307 S * 4/1972 Nockolds D19/51
D269,357 S * 6/1983 Jagger D19/45
D307,444 S * 4/1990 Poisson et al. D19/55
D307,601 S * 5/1990 Poisson et al. D19/43
D330,079 S * 10/1992 Dalling et al. D24/112
D480,423 S * 10/2003 Kung D19/51
D504,700 S * 5/2005 Chuang D19/57
D512,458 S * 12/2005 Shiina D19/49
D565,106 S * 3/2008 Silverstein D19/56
D632,391 S * 2/2011 Gitman D24/147
D633,142 S * 2/2011 Chaffee et al. D19/36
2006/0263142 A1 * 11/2006 Goldberg 401/195

* cited by examiner

Primary Examiner — Karen E Eldridge Powers

(74) *Attorney, Agent, or Firm* — Ostrolenk Faber LLP

(57) **CLAIM**

I claim the ornamental design for writing instrument, as shown and described.

DESCRIPTION

FIG. 1 is a perspective view of a writing instrument in accordance with the present invention.

FIG. 2 is a right side view of the writing instrument of FIG. 1.

FIG. 3 is a left side view of the writing instrument of FIG. 1.

FIG. 4 is a front view of the writing instrument of FIG. 1.

FIG. 5 is a rear view of the writing instrument of FIG. 1.

FIG. 6 is a top view of the writing instrument of FIG. 1; and,

FIG. 7 is a bottom view of the writing instrument of FIG. 1.

1 Claim, 1 Drawing Sheet

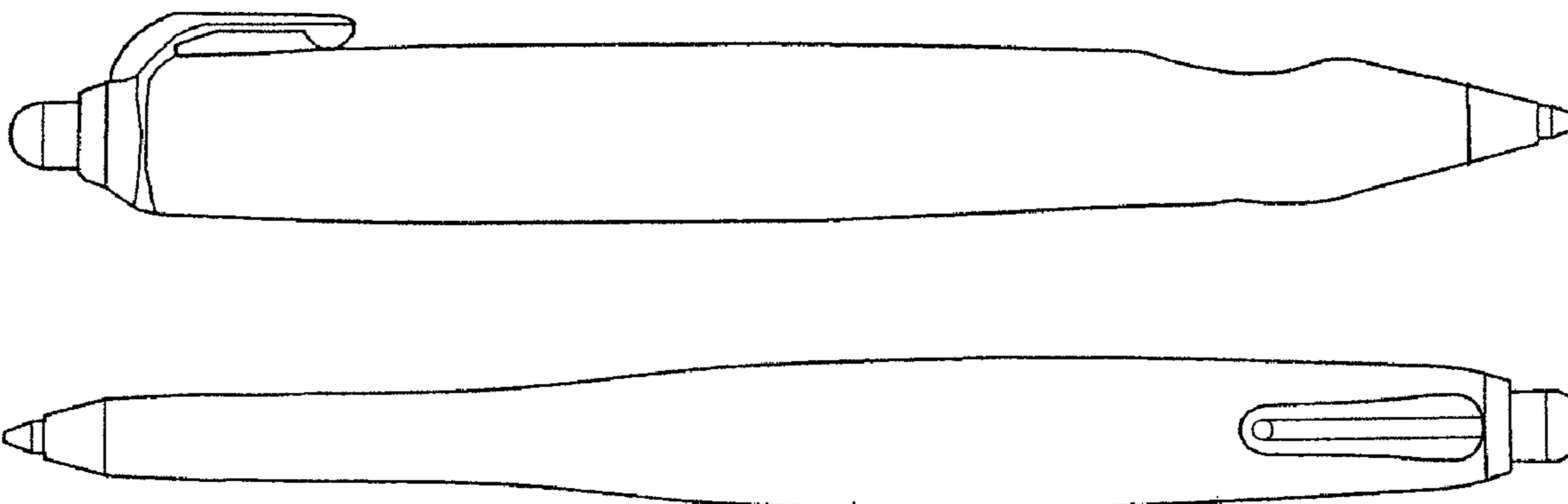


FIG. 1

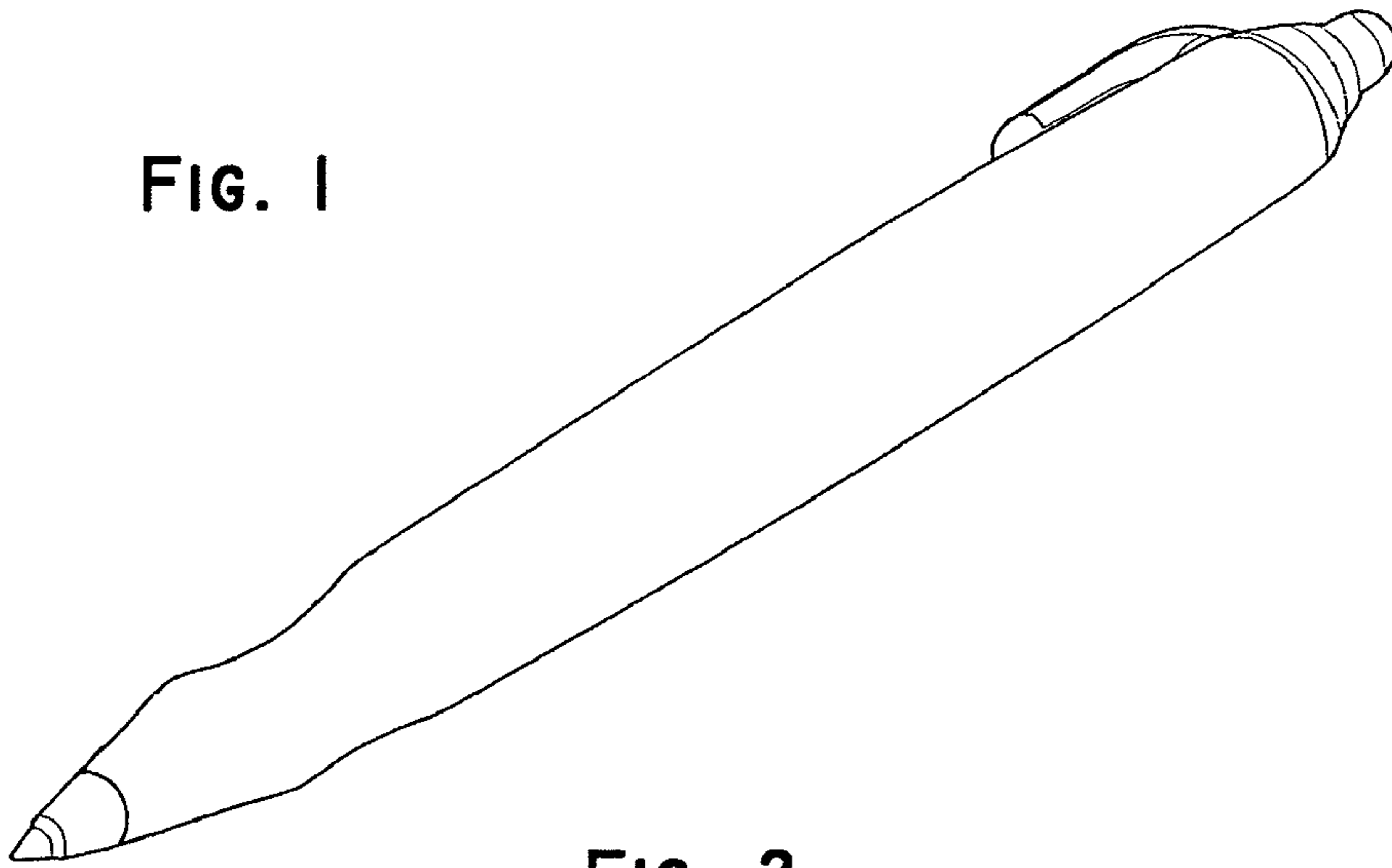


FIG. 2




FIG. 3




FIG. 4




FIG. 5

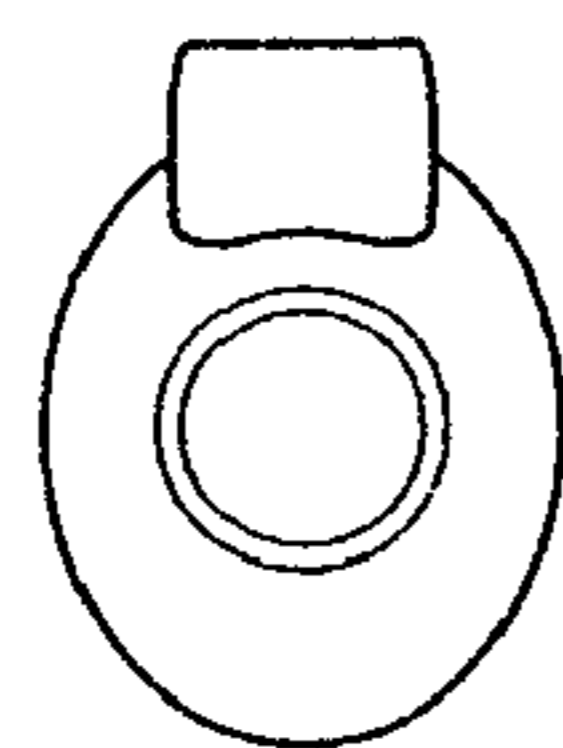



FIG. 6

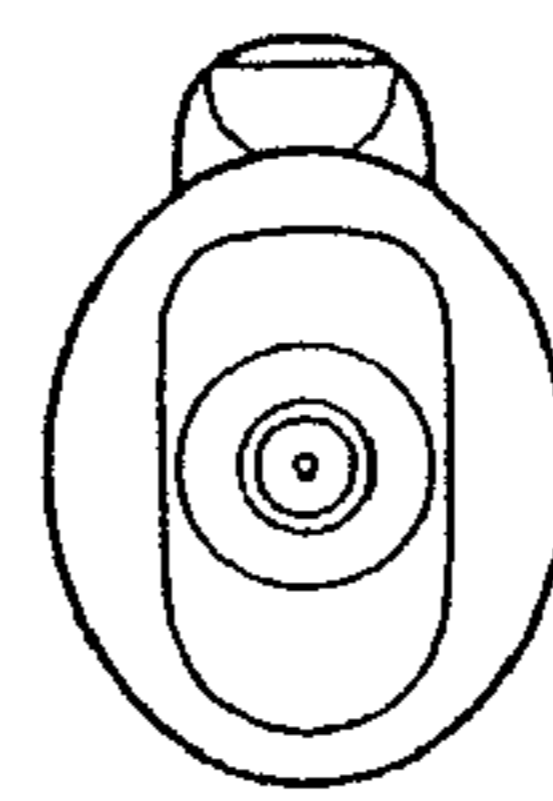


FIG. 7