



US00D642191S

(12) **United States Design Patent**
Barnett et al.

(10) **Patent No.:** **US D642,191 S**
(45) **Date of Patent:** **** Jul. 26, 2011**

(54) **DISPLAY SCREEN WITH TRANSITIONAL USER INTERFACE**

(75) Inventors: **Don Barnett**, Monroe, WA (US); **Jeffrey C. Fong**, Seattle, WA (US); **Jeffery G. Arnold**, Sammamish, WA (US)

(73) Assignee: **Microsoft Corporation**, Redmond, WA (US)

(**) Term: **14 Years**

(21) Appl. No.: **29/364,511**

(22) Filed: **Jun. 24, 2010**

(51) **LOC (9) Cl.** **32-00**

(52) **U.S. Cl.** **D14/487**

(58) **Field of Classification Search** D14/485-495;
715/700-867

See application file for complete search history.

(56) **References Cited**

U.S. PATENT DOCUMENTS

6,331,866	B1 *	12/2001	Eisenberg	715/784
D469,444	S *	1/2003	Ording et al.	D14/487
D506,208	S *	6/2005	Jewitt et al.	D14/487
D521,019	S *	5/2006	Ording	D14/489
D541,293	S *	4/2007	Harvey et al.	D14/488
D594,019	S *	6/2009	Ball et al.	D14/486
7,580,731	B2 *	8/2009	Kim et al.	455/566
D601,156	S *	9/2009	Motohashi	D14/486
D601,157	S *	9/2009	Motohashi	D14/486
D603,418	S *	11/2009	Magnani et al.	D14/486
D604,311	S *	11/2009	Franz et al.	D14/486
D604,740	S *	11/2009	Matheny et al.	D14/486
D608,368	S *	1/2010	Bamford	D14/486
D610,159	S *	2/2010	Matheny et al.	D14/486
D611,056	S *	3/2010	Langlois et al.	D14/486
D617,804	S *	6/2010	Hirsch	D14/485

D621,845	S *	8/2010	Anzures et al.	D14/486
D621,849	S *	8/2010	Anzures et al.	D14/488
D624,927	S *	10/2010	Allen et al.	D14/486
D625,315	S *	10/2010	Jewitt et al.	D14/485
D628,206	S *	11/2010	Lemay	D14/486
D631,889	S *	2/2011	Vance et al.	D14/486
D631,891	S *	2/2011	Vance et al.	D14/487
2008/0168395	A1 *	7/2008	Ording et al.	715/833

OTHER PUBLICATIONS

iPhone camera user interface, Apple Corporation, date unknown but prior to filing.

* cited by examiner

Primary Examiner — Cathron Brooks

Assistant Examiner — Deanna Fluegeman

(74) *Attorney, Agent, or Firm* — Banner & Witcoff, Ltd.

(57) **CLAIM**

The ornamental design for a display screen with transitional user interface, as shown and described.

DESCRIPTION



FIG. 1 is the first image in a sequence for a display screen with transitional user interface showing our new design;

FIG. 2 is the second image thereof; and,

FIGS. 3-4 show the display screen with transitional user interface of FIGS. 1-2 on a device.

The appearance of the image transitions between the images shown in FIGS. 1 and 2 and between the images shown in FIGS. 3 and 4. The process or period in which one image transitions to another forms no part of the claimed design. The broken line showing of the remainder of the display screen in FIGS. 1-4 and the device containing the display screen in FIGS. 3-4 illustrates unclaimed environment and forms no part of the claimed design.

1 Claim, 4 Drawing Sheets






FIG. 1




FIG. 2




FIG. 3




FIG. 4