



US00D642189S

(12) **United States Design Patent**
Pearson et al.

(10) **Patent No.:** **US D642,189 S**
(45) **Date of Patent:** **** Jul. 26, 2011**

(54) **GRAPHICAL USER INTERFACE FOR A DISPLAY SCREEN OF A COMPUTING DEVICE**

(75) Inventors: **Gregory A. Pearson**, Dunedin, FL (US);
Ronald Shane Hamilton, St. Petersburg, FL (US); **David B. Hall**, New Port Richey, FL (US)

(73) Assignee: **Gregory A. Pearson, Inc.**, Dunedin, FL (US)

(**) Term: **14 Years**

(21) Appl. No.: **29/358,761**

(22) Filed: **Mar. 31, 2010**

(51) **LOC (9) Cl.** **14-04**

(52) **U.S. Cl.** **D14/486**

(58) **Field of Classification Search** D14/485-495;
715/212, 221, 227, 272, 273, 275, 700, 701,
715/703, 704, 709, 716, 719, 720, 721, 727,
715/730, 780, 781, 846, 864, 961, 962, 963,
715/970.1, 977, 978, 808, 810, 825, 828,
715/833, 834, 835, 836, 837, 838, 839, 840,
715/841, 842, 843

See application file for complete search history.

(56) **References Cited**

U.S. PATENT DOCUMENTS

D420,995 S * 2/2000 Imamura et al. D14/486
D590,414 S * 4/2009 Bhat et al. D14/486
D593,114 S * 5/2009 Vakkalanka D14/486

D597,552 S * 8/2009 White et al. D14/486
D598,929 S * 8/2009 Bhat et al. D14/486
D602,036 S * 10/2009 Kasuya et al. D14/486
D609,716 S * 2/2010 White et al. D14/486
7,703,031 B2 * 4/2010 Nakagawa et al. 715/765
D617,335 S * 6/2010 Ehrler et al. D14/486
D625,322 S * 10/2010 Guntaur et al. D14/486
D629,418 S * 12/2010 Brown et al. D14/486
2004/0046775 A1 * 3/2004 Dong et al. 345/700
2008/0046803 A1 * 2/2008 Beauchamp et al. 715/212

* cited by examiner

Primary Examiner — Angela Lee

(74) *Attorney, Agent, or Firm* — Troutman Sanders LLP;
James E. Schutz; Alicia L. W. Brewster

(57) **CLAIM**

The ornamental design for a graphical user interface for a display screen of a computing device, as shown and described.

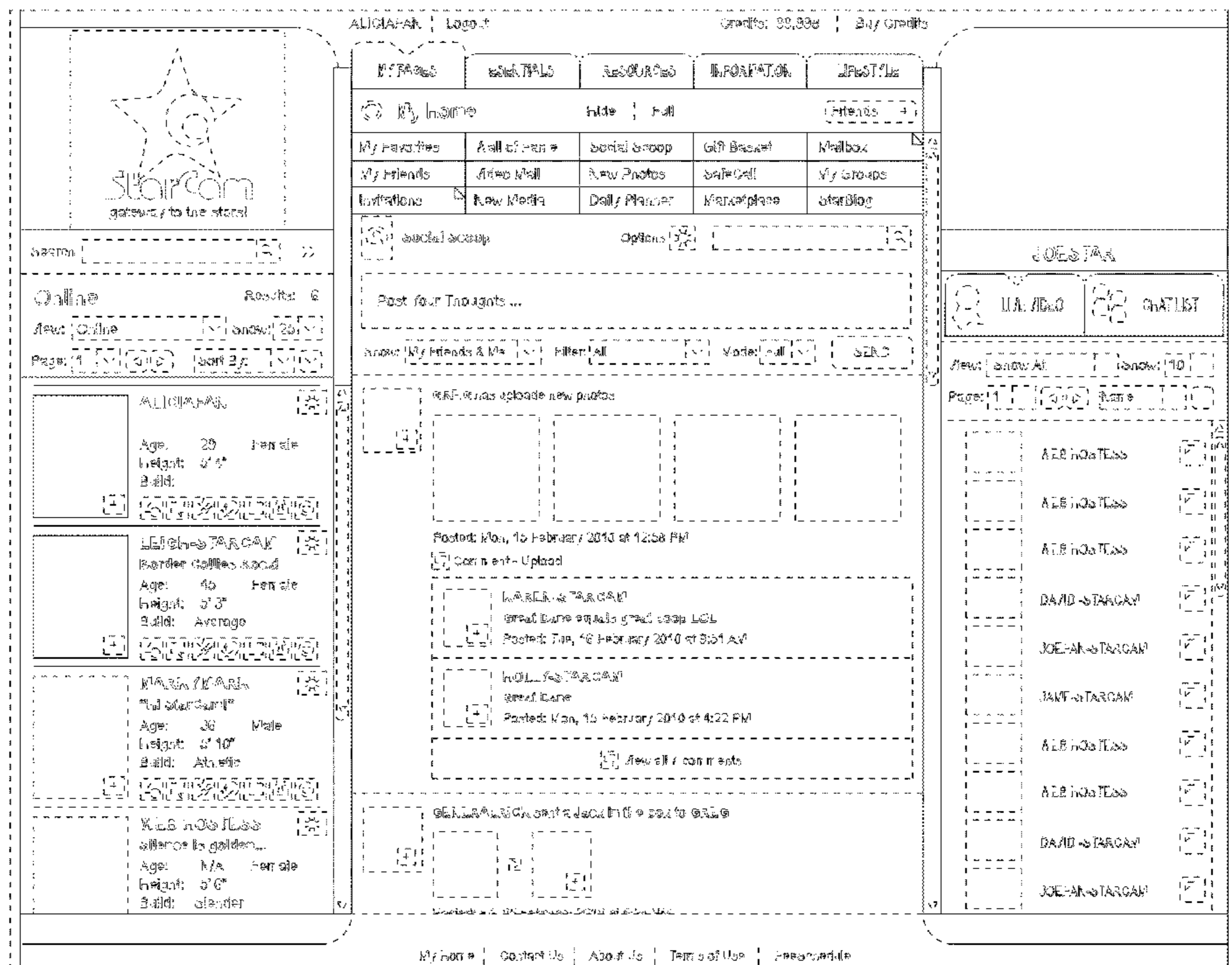
DESCRIPTION

FIG. 1 illustrates a first front view of a graphical user interface for a display screen of a computing device.

FIG. 2 illustrates a second front view of the graphical user interface for a display screen of a computing device; and, FIG. 3 illustrates a third front view of the graphical user interface for a display screen of a computing device.

The broken rectangular outline in each figure illustrates a display screen of a computing device and does not form any part of the claimed design. The broken lines shown within this rectangular outline in each figure are included for the purpose of illustrating context and do not form any part of the claimed design.

1 Claim, 3 Drawing Sheets



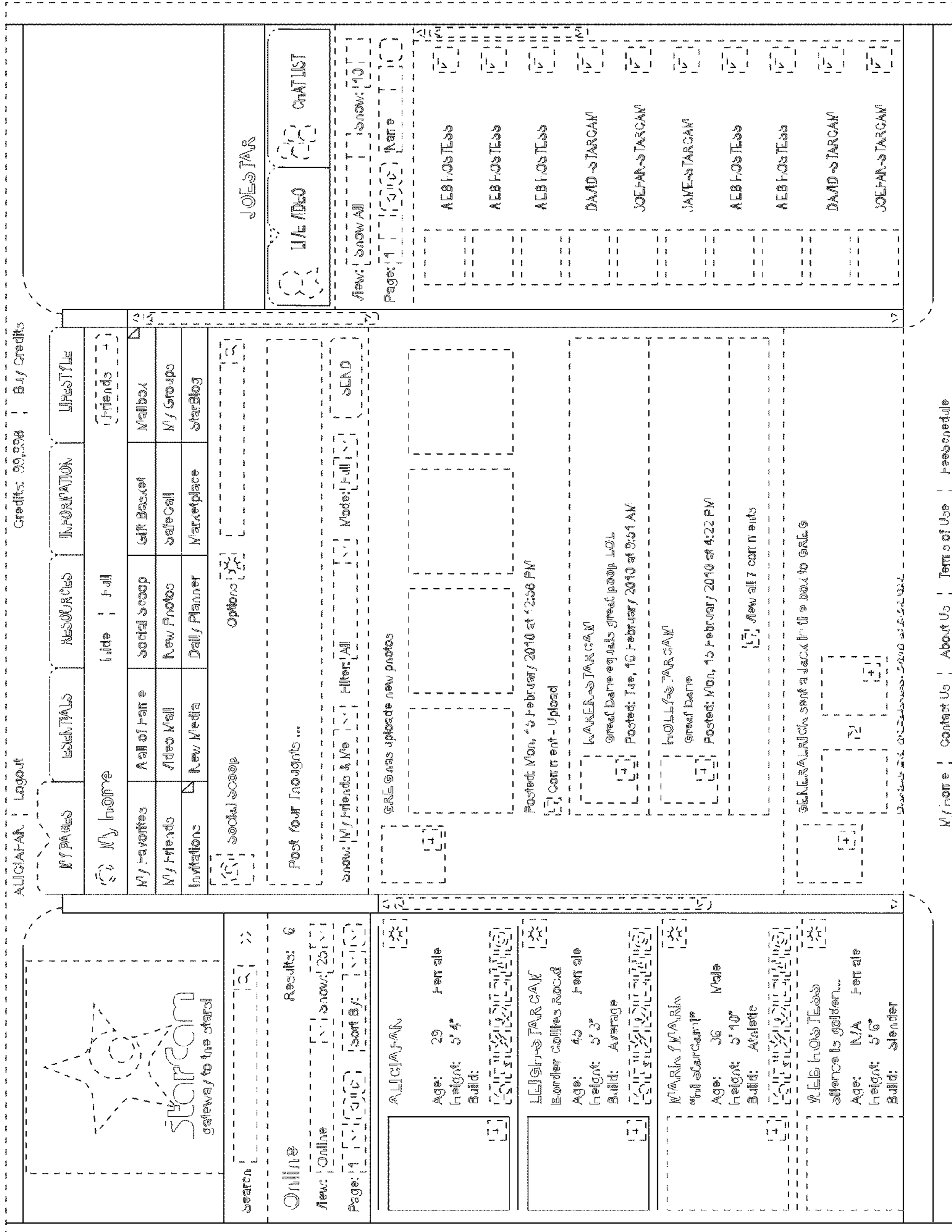


FIG. 1

ALICIAFAN | Logout | Credits: 39,998 | Buy Credits

MY PAGES	ESSENTIALS	MEMBERSHIP	INFORMATION	LIFESTYLE
My Home	Hide Full	Social Scoop	Gift Basket	Friends
My Favorites	Wall of Fame	New Photos	SafeCall	My Groups
My Friends	Video Mail	Daily Planner	Marketplace	StarBlog
Invitations	New Media			

Invitations

Received

Friendship

Leigh-StarCAM has sent you a friend invitation - New

emma-StarCAM has sent you a friend invitation - New

Captain Troy has sent you a friend invitation - New

Captain Teal has sent you a friend invitation - New

RudeBoRed has sent you a friend invitation - New

ShaneLaptop has sent you a friend invitation - New

James Slingstar/ has sent you a friend invitation - New

Peter the D has sent you a friend invitation - New

Other

Received

Friendship

Other

M/ Home | Contact Us | About Us | Terms of Use | Feedback

FIG. 2

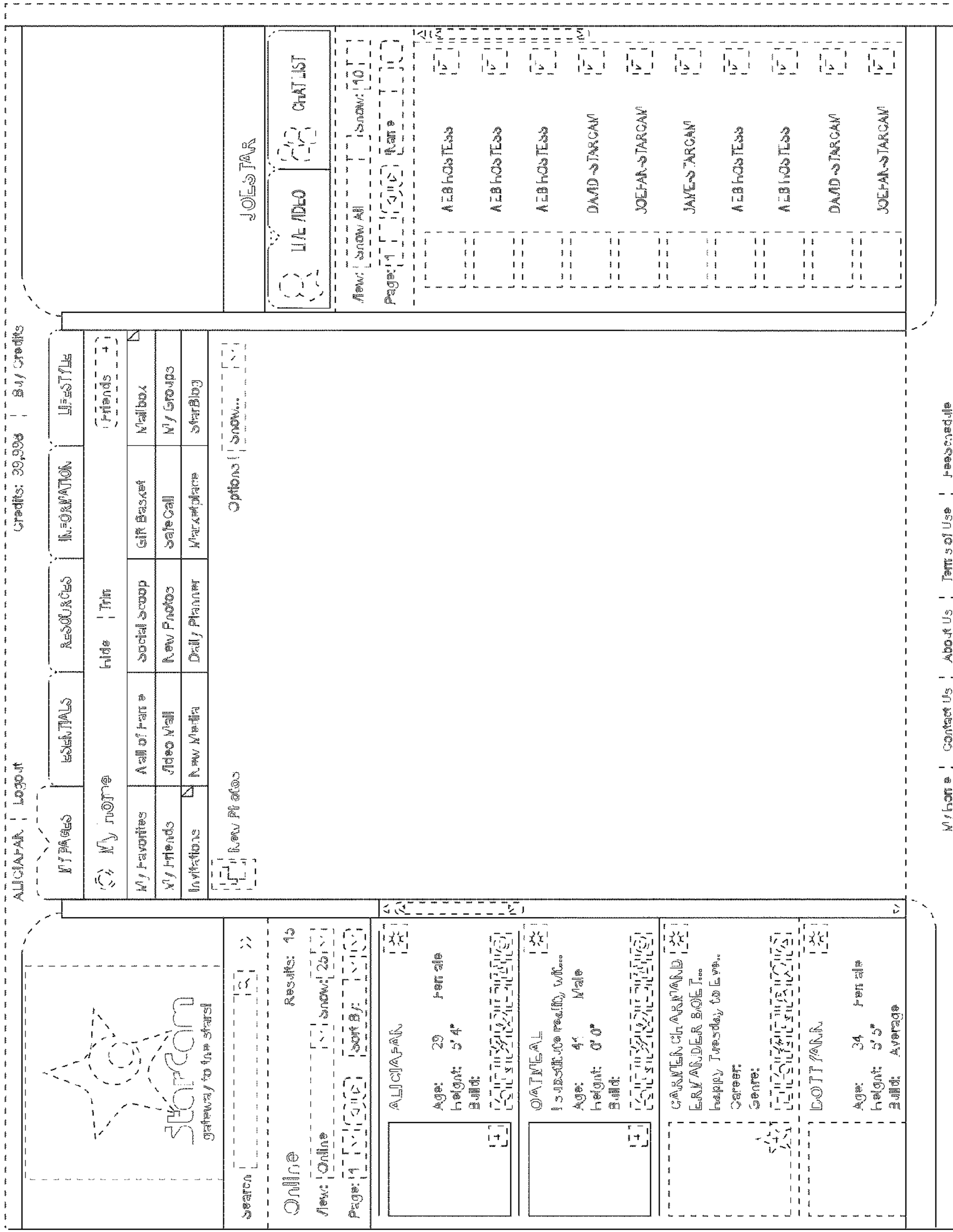


FIG. 3