



US00D642182S

(12) **United States Design Patent**
Chen et al.

(10) **Patent No.:** **US D642,182 S**
(45) **Date of Patent:** **** Jul. 26, 2011**

(54) **COMPUTER FRONT BEZEL**

(75) Inventors: **Yun-Lung Chen**, Taipei Hsien (TW);
Hong-Jin Wu, Shenzhen (CN);
Ling-Xin Zeng, Shenzhen (CN); **Jun-Pu Li**, Shenzhen (CN)

(73) Assignee: **Hon Hai Precision Industry Co., Ltd.**,
Tu-Cheng, New Taipei (TW)

(**) Term: **14 Years**

(21) Appl. No.: **29/368,603**

(22) Filed: **Aug. 26, 2010**

(51) **LOC (9) Cl.** **14-02**

(52) **U.S. Cl.** **D14/444**

(58) **Field of Classification Search** D14/441-446,
D14/356, 313, 349; D13/162, 184, 199;
312/223.2; 361/679.31-679.33; 369/34.01,
369/36.01; 360/92.1

See application file for complete search history.

(56) **References Cited**

U.S. PATENT DOCUMENTS

D431,570 S * 10/2000 Jean et al. D14/441
D432,135 S * 10/2000 Jean et al. D14/444
6,478,392 B2 * 11/2002 Gan et al. 312/223.2
6,721,175 B1 * 4/2004 Nelson et al. 361/679.6

7,265,971 B2 * 9/2007 Chen et al. 361/679.55
D552,107 S * 10/2007 Chen et al. D14/444
D568,319 S * 5/2008 Chen et al. D14/444
D572,259 S * 7/2008 Chen et al. D14/444

* cited by examiner

Primary Examiner — Freda Nunn

(74) *Attorney, Agent, or Firm* — D. Austin Bonderer

(57) **CLAIM**

The ornamental design for a computer front bezel, as shown and described.

DESCRIPTION

FIG. 1 is a perspective view of a computer front bezel showing our new design;

FIG. 2 is a front elevational view thereof;

FIG. 3 is a rear elevational view thereof;

FIG. 4 is a left side elevational view thereof;

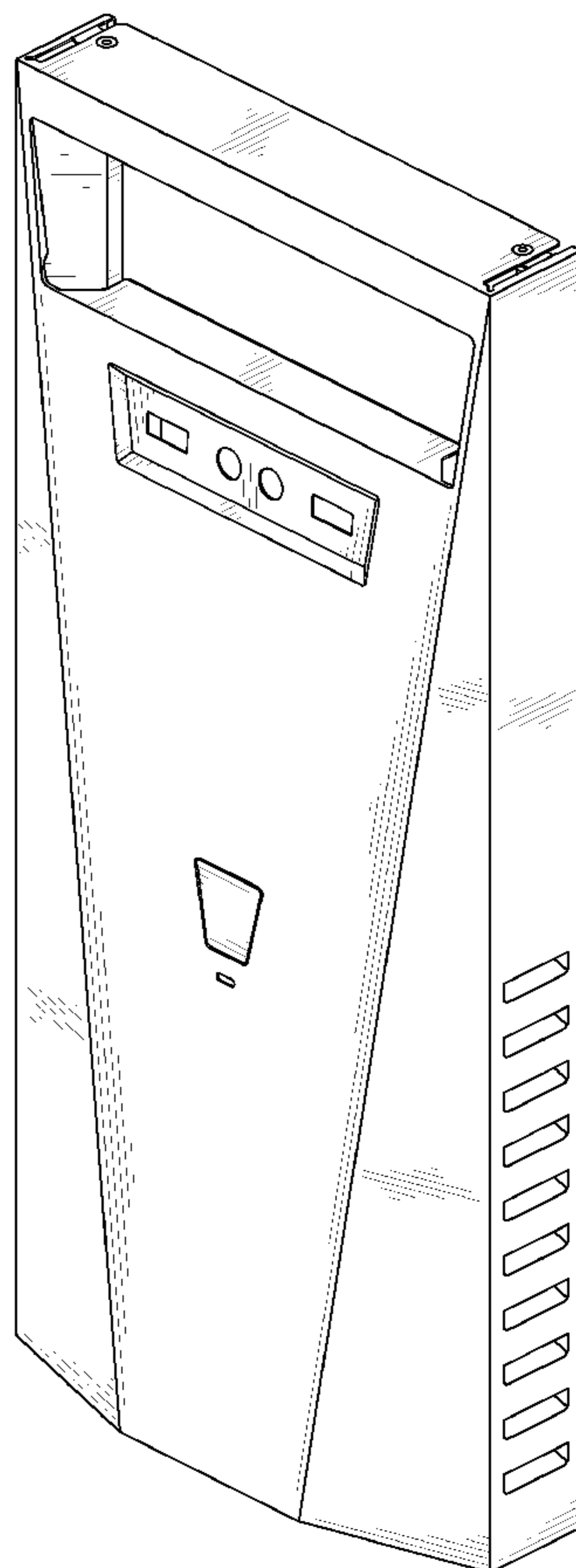
FIG. 5 is a top plan view thereof;

FIG. 6 is a bottom plan view thereof; and,

FIG. 7 is a perspective view thereof.

The broken lines shown in the drawings illustrate portions of the computer front bezel and form no part of the claimed design. Elements shown in broken lines include the data storage device, input/output ports, buttons and indicating light.

1 Claim, 7 Drawing Sheets



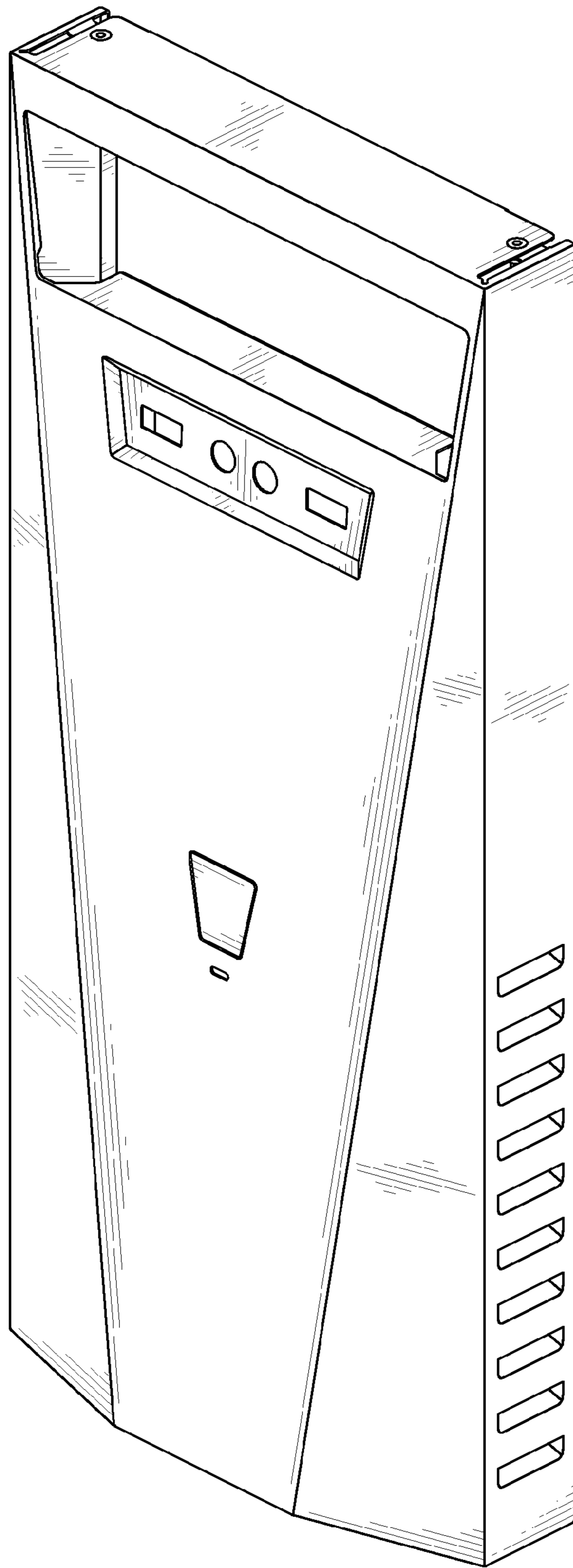


FIG. 1

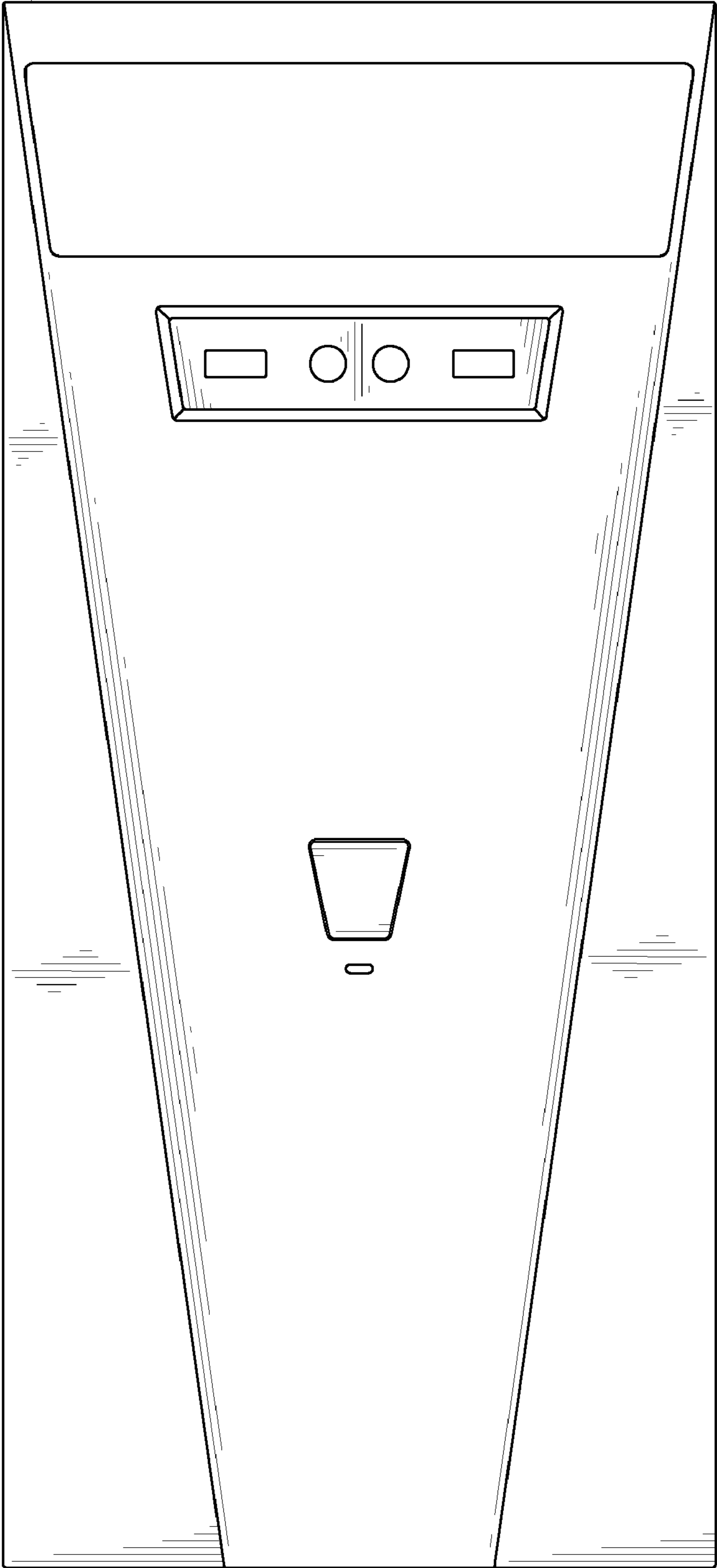


FIG. 2

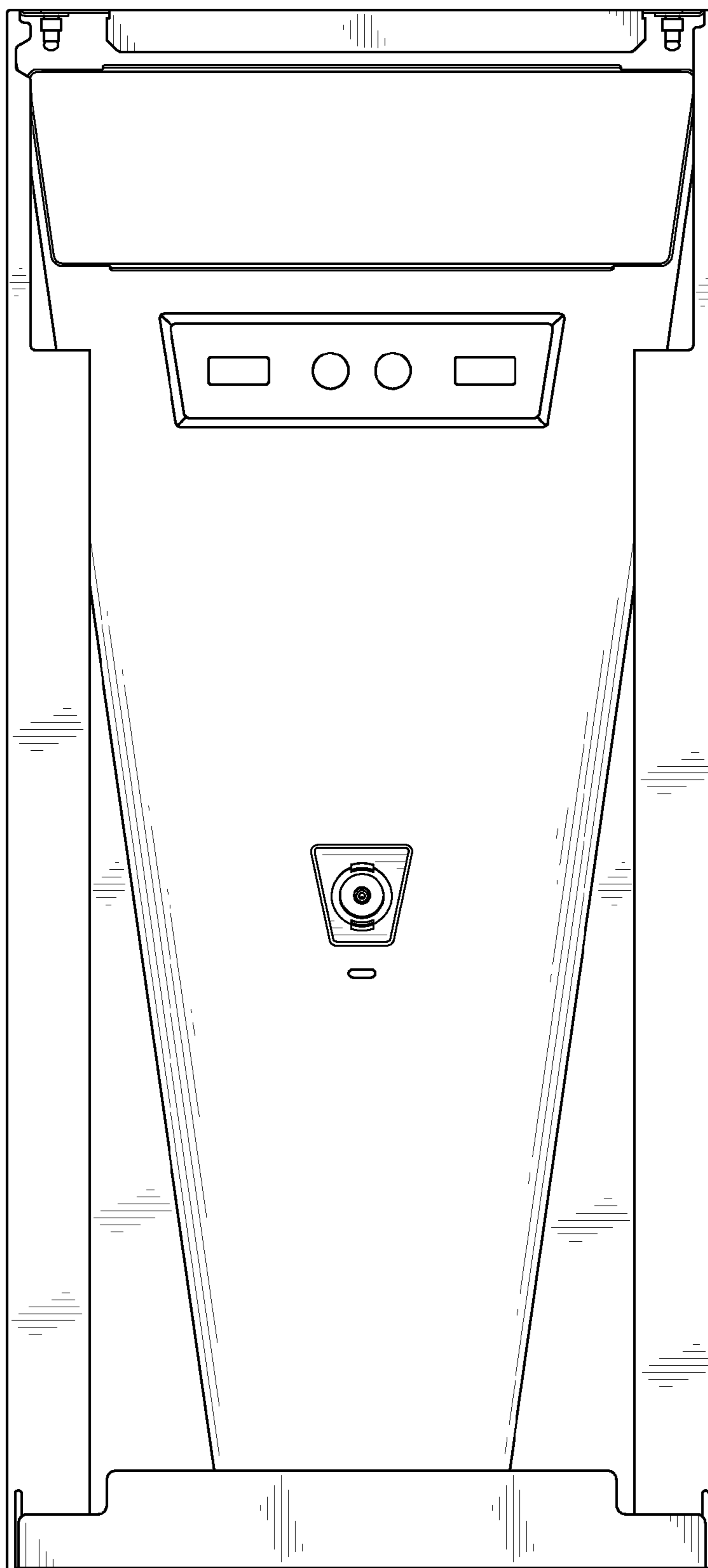


FIG. 3




FIG. 4

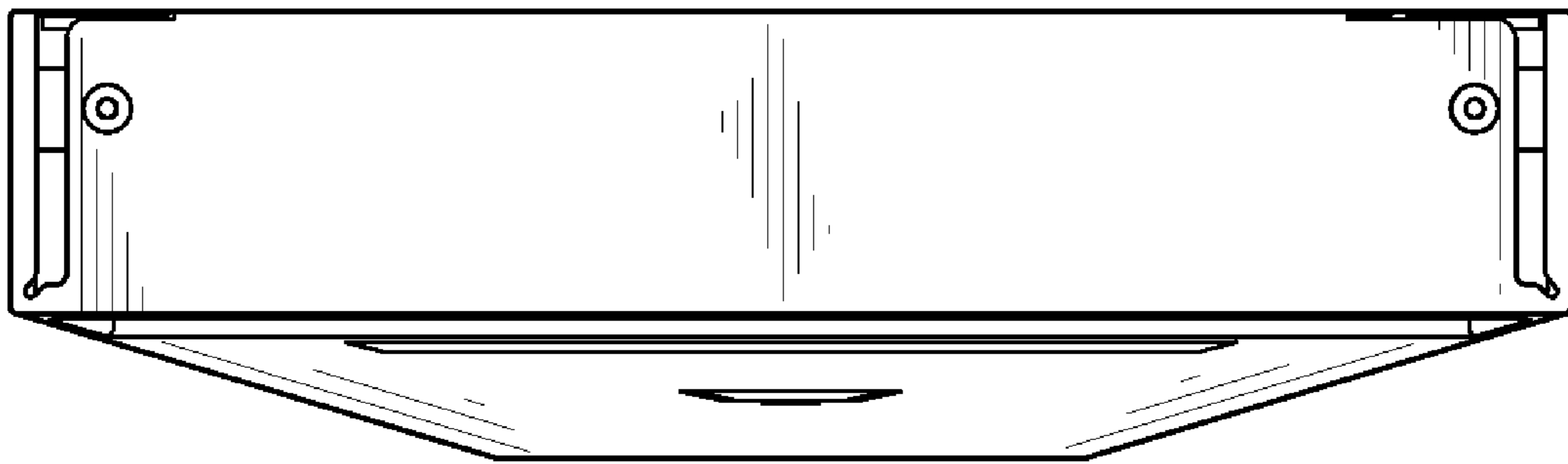


FIG. 5



FIG. 6

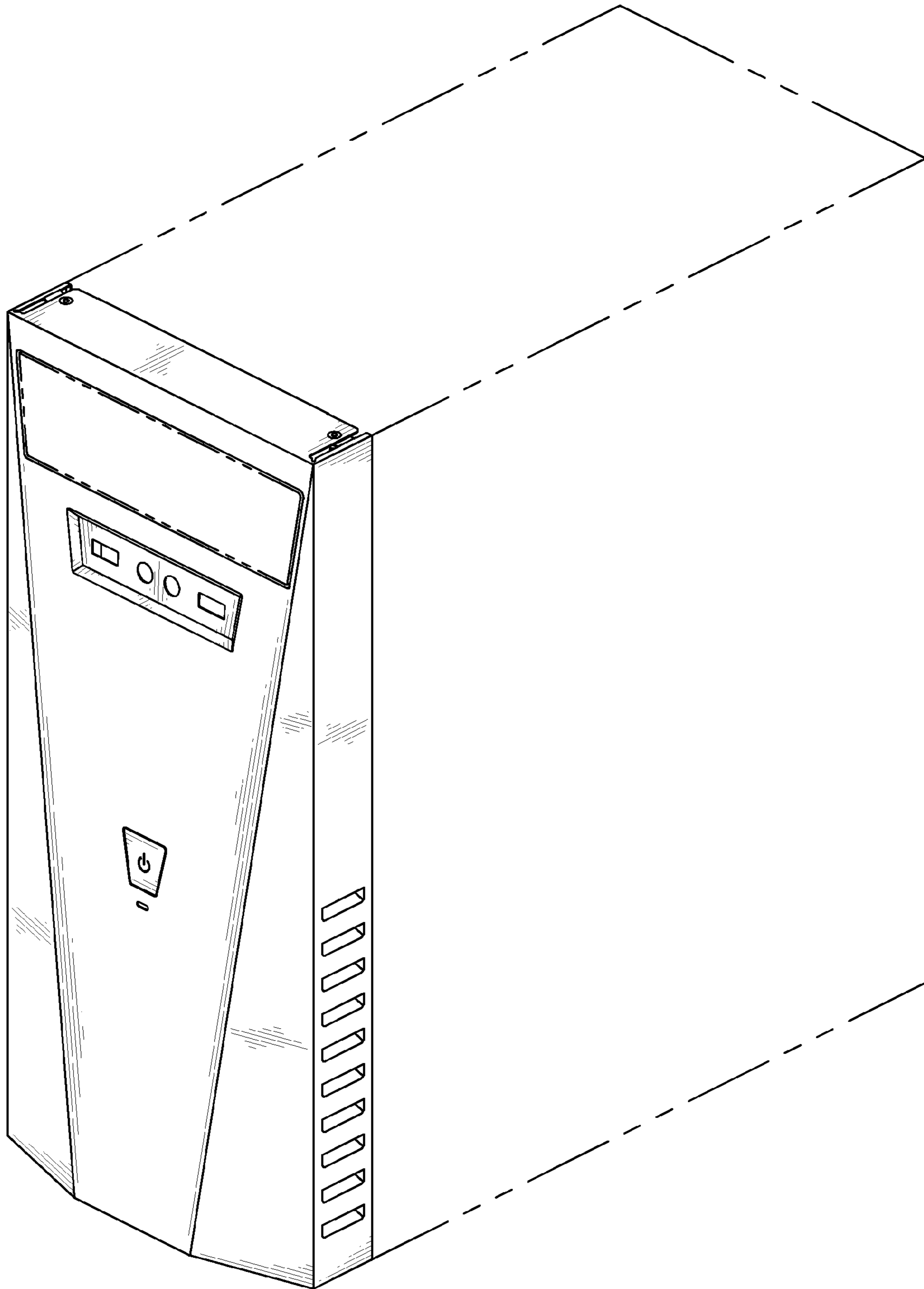


FIG. 7