



US00D642175S

(12) **United States Design Patent**
Cadera

(10) **Patent No.:** **US D642,175 S**

(45) **Date of Patent:** **** Jul. 26, 2011**

(54) **KEYBOARD**

(75) Inventor: **Tom Cadera**, Wuerzburg (DE)

(73) Assignee: **PrehKeyTec GmbH**, Mellrichstadt (DE)

(**) Term: **14 Years**

(21) Appl. No.: **29/338,741**

(22) Filed: **Jun. 17, 2009**

(30) **Foreign Application Priority Data**

Dec. 17, 2008 (DE) 40 2008 006 060

(51) **LOC (9) Cl.** **14-02**

(52) **U.S. Cl.** **D14/396**

(58) **Field of Classification Search** D14/391,
D14/392, 396-398; D18/1, 2, 7, 11; 178/17 A,
178/17 C; 200/5 A, 5 R, 6 A, 6 R; 235/145 A,
235/145 R; 341/22, 23; 345/160, 167, 168;
400/472, 479, 484-489, 492

See application file for complete search history.

(56) **References Cited**

U.S. PATENT DOCUMENTS

5,439,304 A * 8/1995 Phillips et al. 400/492
5,613,786 A * 3/1997 Howell et al. 400/489
5,653,543 A * 8/1997 Abe 400/489

D453,334 S * 2/2002 Hobday D14/393
D469,435 S * 1/2003 Lum D14/391
6,604,877 B2 * 8/2003 Cheng 400/472
D482,037 S * 11/2003 Buhler D14/393
D485,271 S * 1/2004 Kamegi D14/392
D487,088 S * 2/2004 Lum et al. D14/391
D518,053 S * 3/2006 Chen D14/397

* cited by examiner

Primary Examiner — Freda Nunn

(74) *Attorney, Agent, or Firm* — Muncy, Geissler, Olds & Lowe, PLLC

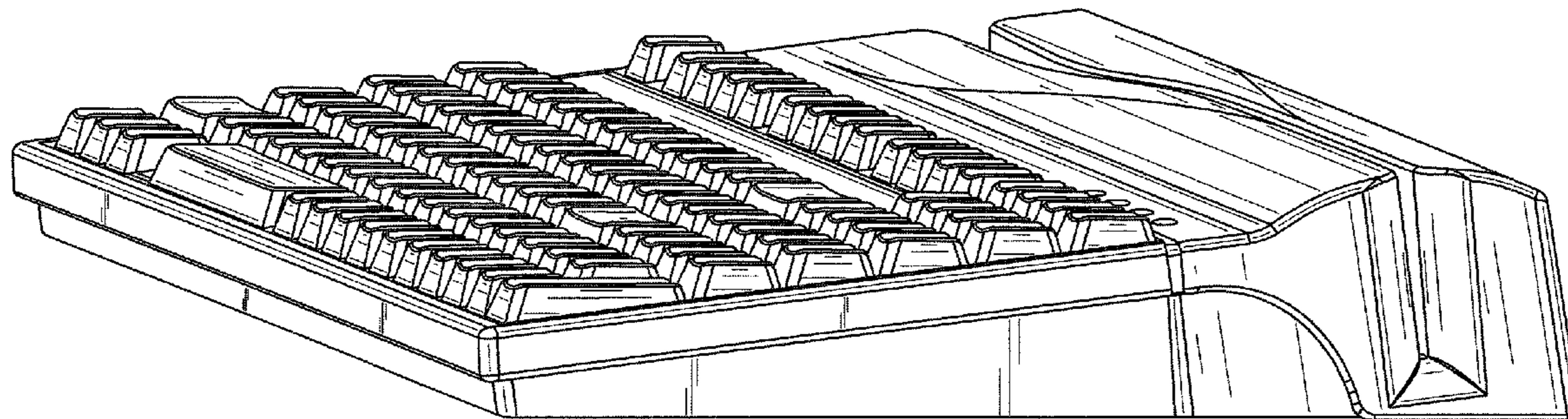
(57) **CLAIM**

The ornamental design of a keyboard, as shown and described.

DESCRIPTION

FIG. 1 is a top plan view of a keyboard according to my new design;
FIG. 2 is a left side perspective view thereof;
FIG. 3 is a right side perspective view thereof; and,
FIG. 4 is another top plan view thereof.
The dashed lines illustrate environment that does not form a part of the present invention, and no claim is made to the material illustrated with dashed lines.
Broken lines shown in the drawings illustrate portions of the keyboard and form no part of the claimed design.

1 Claim, 4 Drawing Sheets



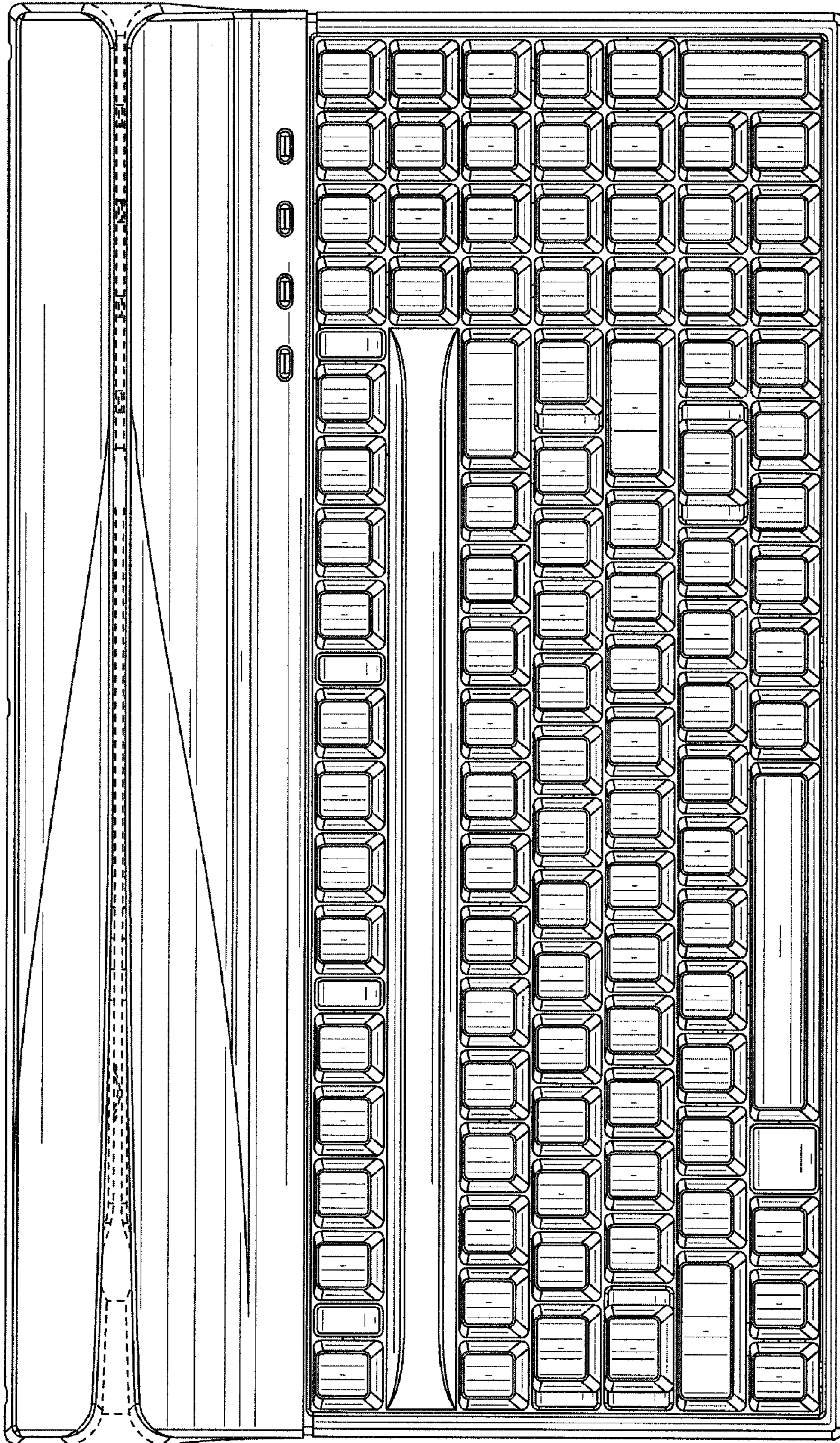


FIG. 1

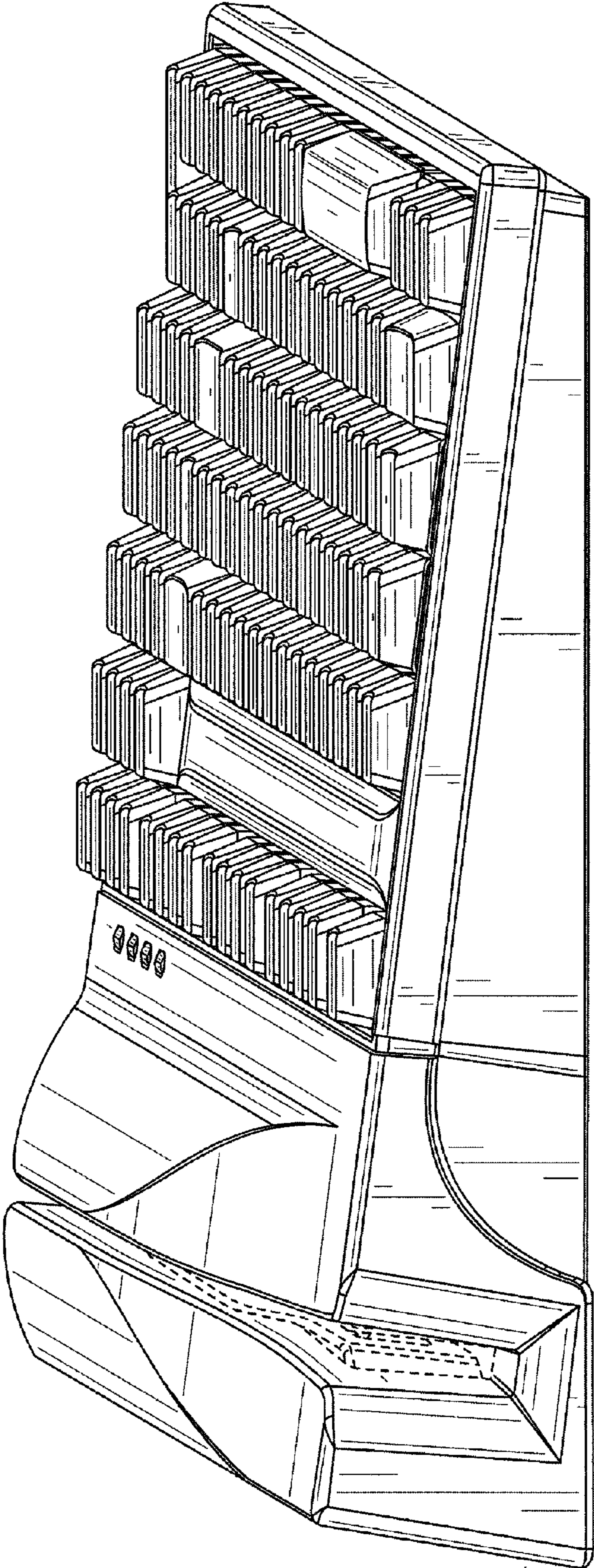


FIG. 2

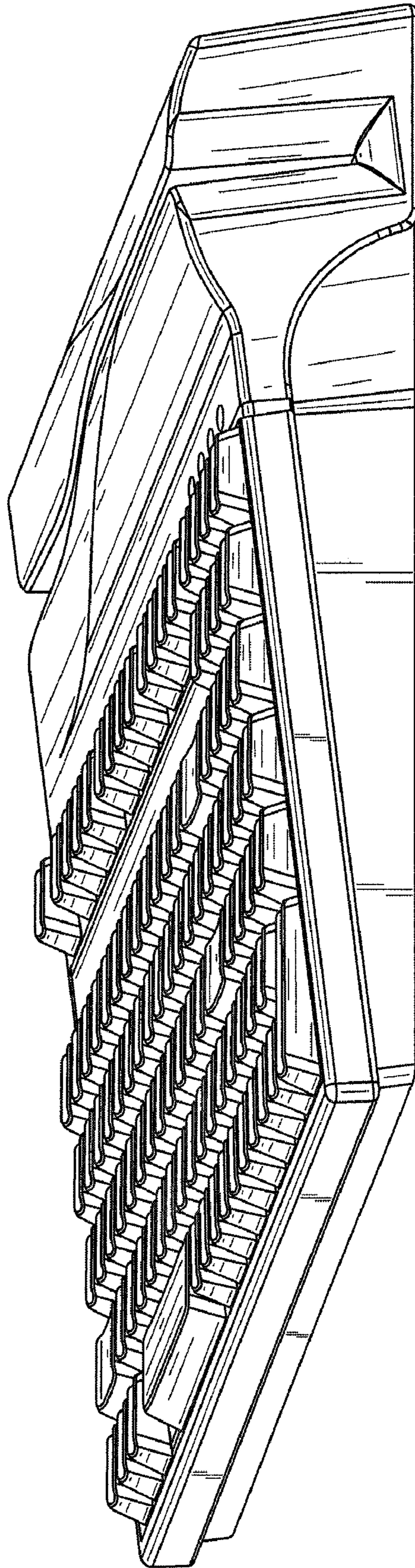


FIG. 3

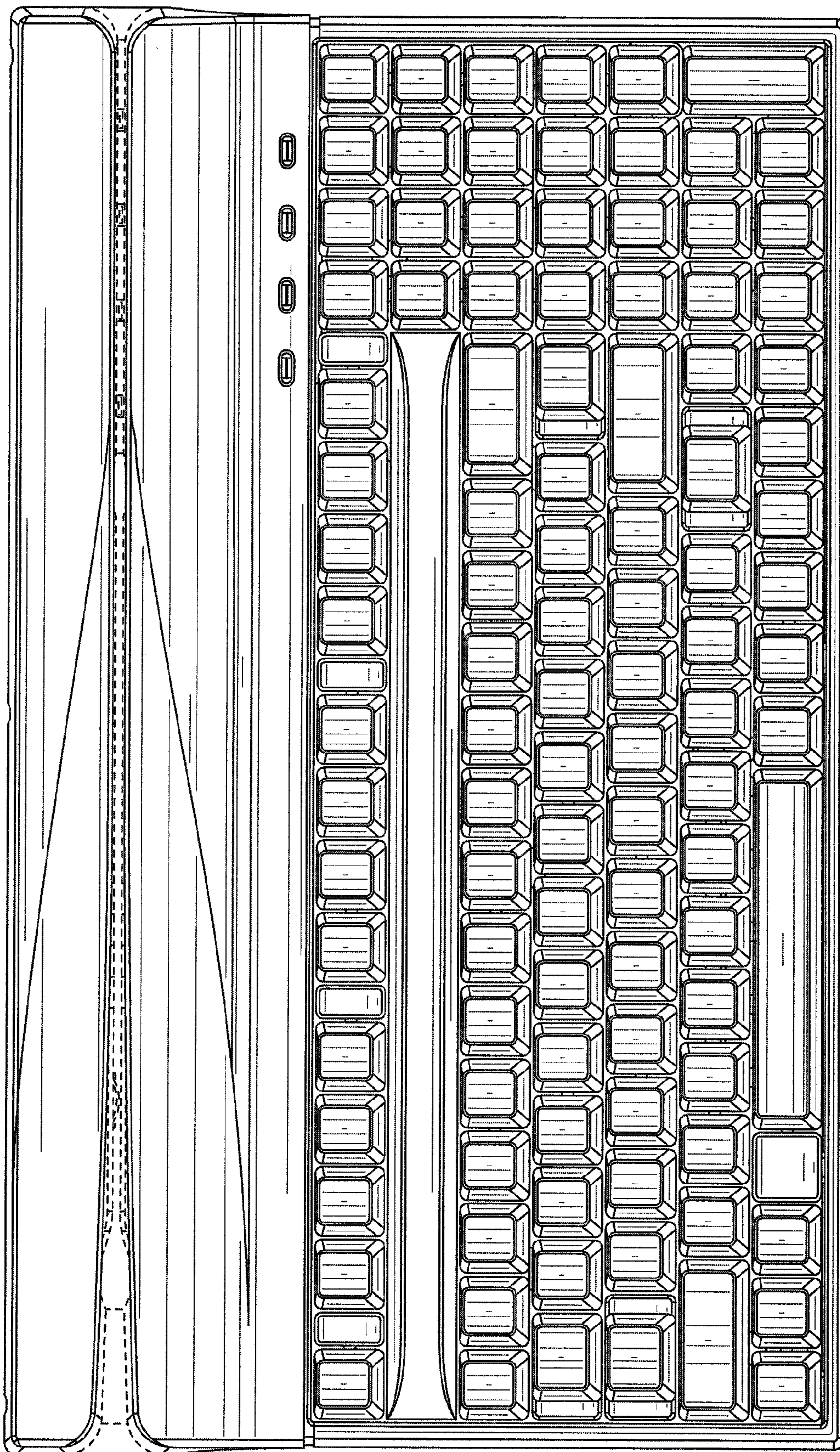


FIG. 4