



US00D642171S

(12) **United States Design Patent**  
**Melanson et al.**

(10) **Patent No.:** **US D642,171 S**  
(45) **Date of Patent:** **\*\* Jul. 26, 2011**

(54) **CASE**

(75) Inventors: **Chris Melanson**, Fort Collins, CO (US);  
**Stephen Willes**, Fort Collins, CO (US);  
**Adam Havens**, Fort Collins, CO (US)

(73) Assignee: **Otter Products, LLC**, Fort Collins, CO (US)

(\*\*) Term: **14 Years**

(21) Appl. No.: **29/384,933**

(22) Filed: **Feb. 6, 2011**

(51) **LOC (9) Cl.** ..... **14-03**

(52) **U.S. Cl.** ..... **D14/250**

(58) **Field of Classification Search** ..... D14/250–253,  
D14/440, 203.7, 217, 496, 203.3; D3/201,  
D3/218, 269, 301, 273, 303; D13/103; 220/4.02;  
224/191, 240, 241, 245, 682–683; 248/309.1;  
361/679.56; 379/426, 433.11, 455; 455/575.1,  
455/575.8; 190/100; 206/305, 320

See application file for complete search history.

(56) **References Cited**

**U.S. PATENT DOCUMENTS**

D556,681	S	*	12/2007	Kim	.....	D13/103
D563,093	S	*	3/2008	Nussberger	.....	D3/201
D600,908	S	*	9/2009	Richardson et al.	.....	D3/218
D609,463	S	*	2/2010	Bullen	.....	D3/218
D615,077	S	*	5/2010	Richardson et al.	.....	D14/250
D615,967	S	*	5/2010	Richardson et al.	.....	D14/250
D620,487	S	*	7/2010	Richardson et al.	.....	D14/250
D621,394	S	*	8/2010	Richardson et al.	.....	D14/250
D621,822	S	*	8/2010	Richardson et al.	.....	D14/250
D623,179	S	*	9/2010	Richardson et al.	.....	D14/250
D624,533	S	*	9/2010	Richardson et al.	.....	D14/250
D626,121	S	*	10/2010	Richardson et al.	.....	D14/250
D628,568	S	*	12/2010	Richardson et al.	.....	D14/250
D632,683	S	*	2/2011	Richardson et al.	.....	D14/250
D632,684	S	*	2/2011	Richardson et al.	.....	D14/250
D632,685	S	*	2/2011	Richardson et al.	.....	D14/250

D634,741	S	*	3/2011	Richardson et al.	.....	D14/250
D637,589	S	*	5/2011	Willes et al.	.....	D14/250
D637,590	S	*	5/2011	Michie et al.	.....	D14/250
2009/0080153	A1	*	3/2009	Richardson et al.	.....	361/679.56
2010/0104814	A1	*	4/2010	Richardson et al.	.....	428/156

**OTHER PUBLICATIONS**

OtterBox Motorola Atrix 4G Defender Series Case, <URL:http://demandware.edgesuite.net/aaez\_prd/on/demandware.static/Sites-otterbox\_us-Site/Sites-masterCatalog\_OtterBox/default/v1305815543065/pdfs/mot2-atrrix-info.pdf>, retrieved from internet May 19, 2011.\*

Motorola Atrix 4G TPU Fusion Case, <URL: http://www.ambitronic.com/product\_info.php/motorola-atrrix-fusion-case-p-509>, retrieved from internet May 19, 2011.\*

\* cited by examiner

*Primary Examiner* — Rob Spear

*Assistant Examiner* — Carla Wright

(57) **CLAIM**

The ornamental design for a case, as shown and described.

**DESCRIPTION**

FIG. 1 is a front isometric view of a case showing our new design;

FIG. 2 is a rear isometric view thereof;

FIG. 3 is a front view thereof;

FIG. 4 is a rear view thereof;

FIG. 5 is a left view thereof;

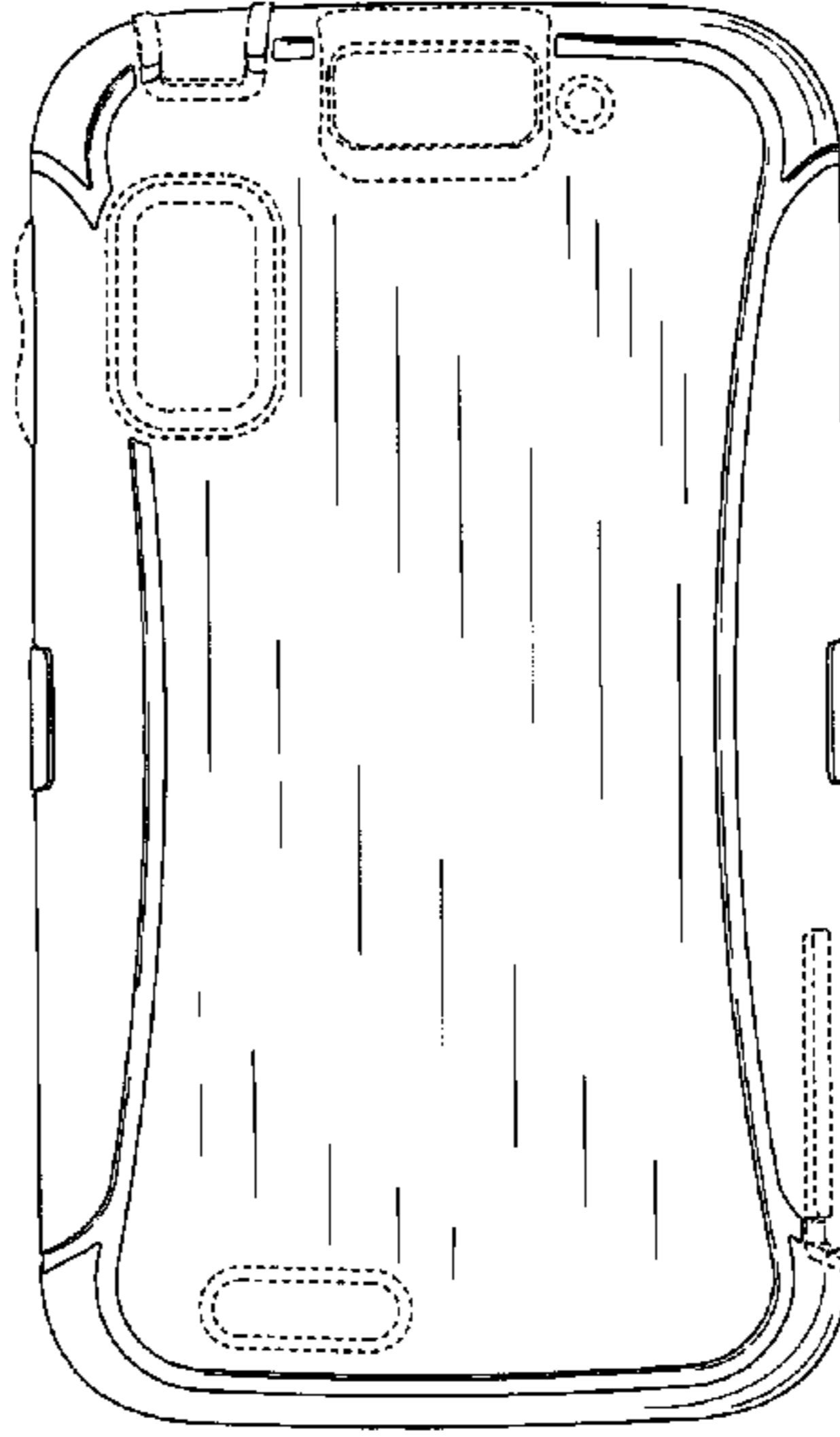

FIG. 6 is a right view thereof;

FIG. 7 is a top view thereof; and,

FIG. 8 is a bottom view thereof.

The broken line perimeter of the large unshaded rectangular region on the front of the case in FIGS. 1 and 3 represents a boundary of the claimed design. All other broken lines depict unclaimed environment. The broken lines and unshaded regions bounded by broken lines form no part of the claimed design.

**1 Claim, 6 Drawing Sheets**



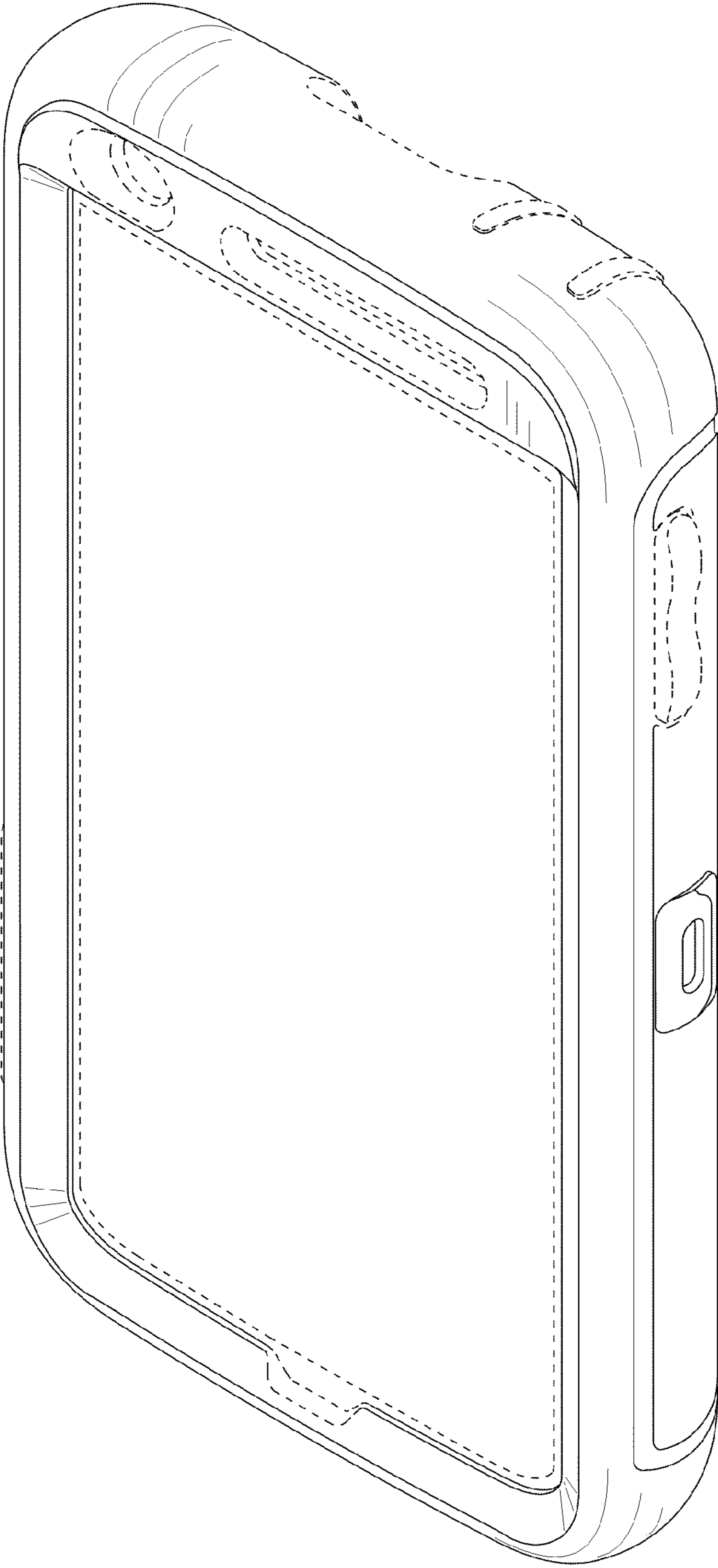


FIG. 1




FIG. 2




FIG. 3



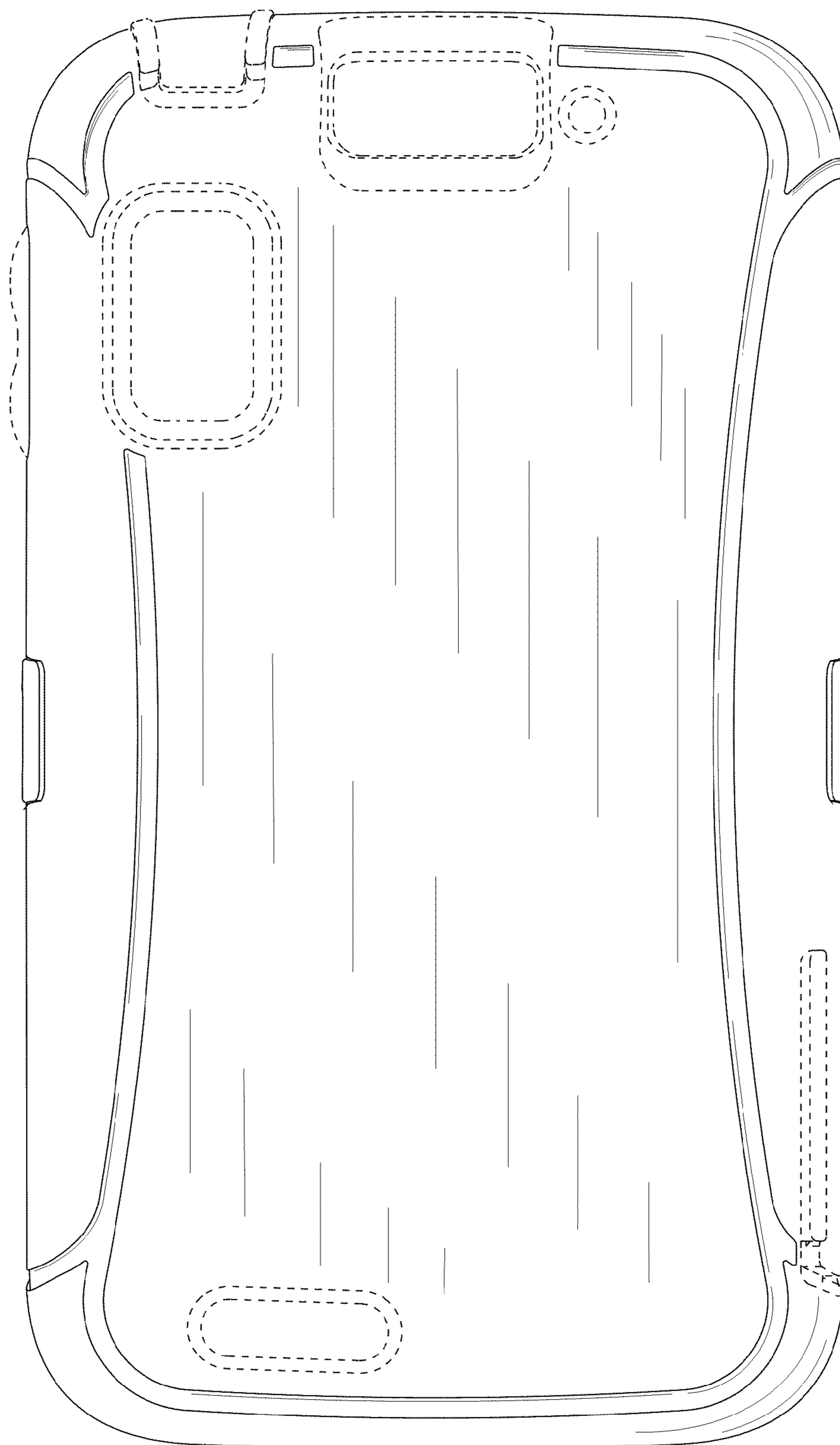


FIG. 4

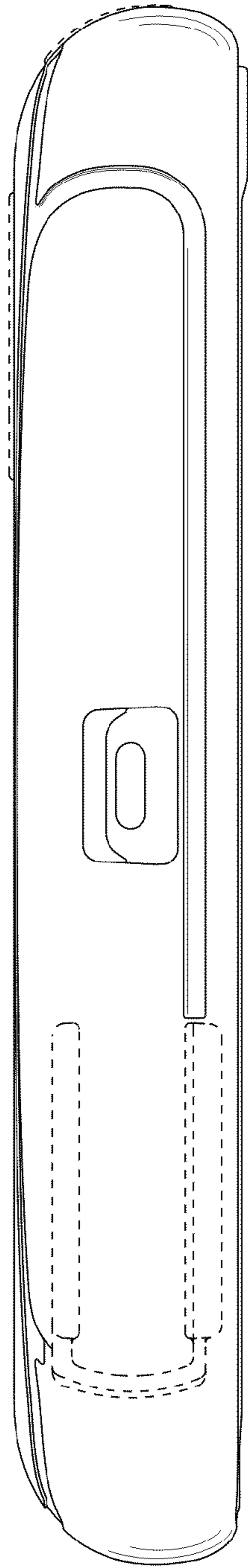


FIG. 5

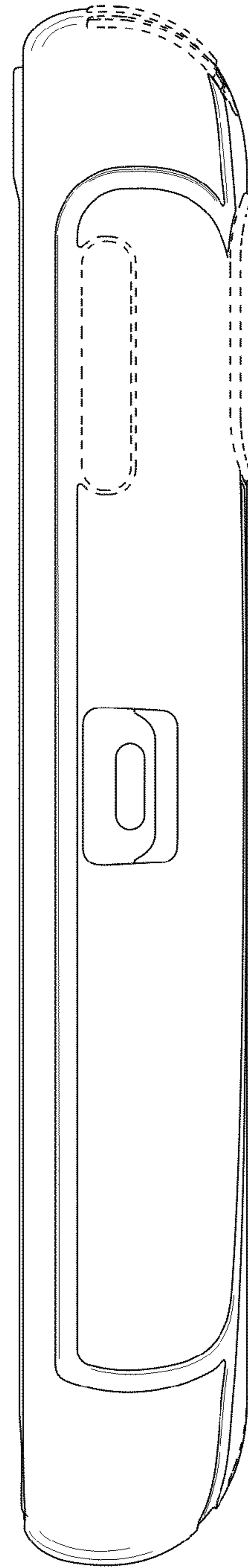


FIG. 6

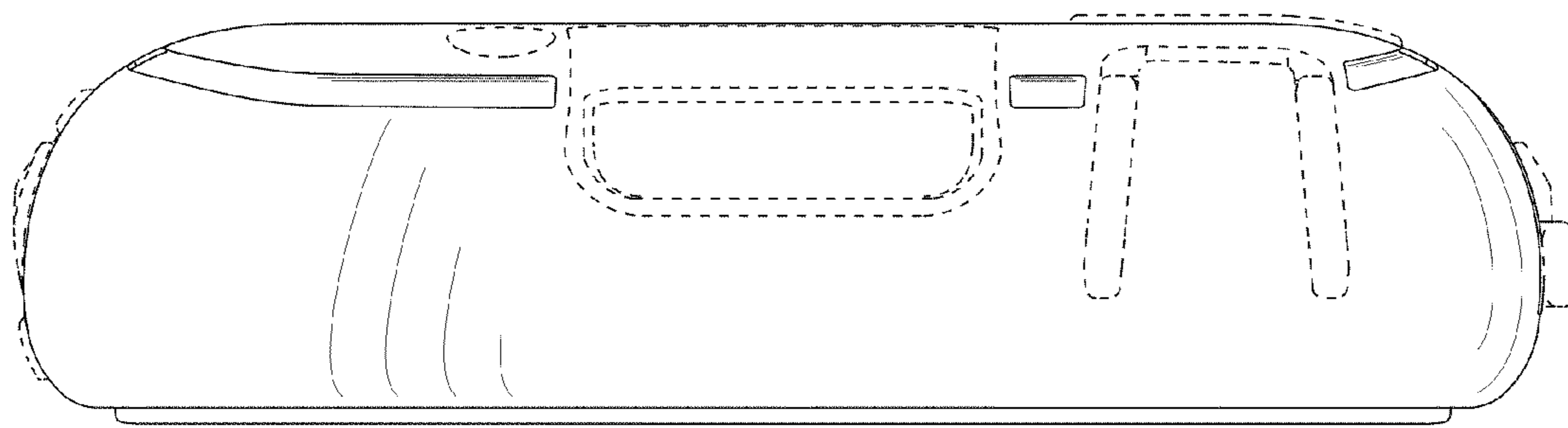


FIG. 7




FIG. 8