



US00D642137S

(12) **United States Design Patent**
Yu

(10) **Patent No.:** **US D642,137 S**
(45) **Date of Patent:** **** Jul. 26, 2011**

(54) **HEAT SINK**

(75) Inventor: **Meng-Che Yu**, Taipei Hsien (TW)

(73) Assignee: **Hon Hai Precision Industry Co., Ltd.**,
Tu-Cheng, New Taipei (TW)

(**) Term: **14 Years**

(21) Appl. No.: **29/381,993**

(22) Filed: **Dec. 27, 2010**

(51) **LOC (9) Cl.** **13-03**

(52) **U.S. Cl.** **D13/179**

(58) **Field of Classification Search** D13/179;
165/80.3, 104.33, 122, 151, 185; 257/706,
257/707, 718-722; 361/695, 697, 700, 702,
361/704, 709, 710, 711, 719

See application file for complete search history.

(56) **References Cited**

U.S. PATENT DOCUMENTS

5,305,185	A *	4/1994	Samarov et al.	361/704
5,932,925	A *	8/1999	McIntyre	257/719
6,307,747	B1 *	10/2001	Farnsworth et al.	361/704
6,315,032	B1 *	11/2001	Lee et al.	165/80.3
6,901,994	B1 *	6/2005	Jin-Cherng et al.	165/104.26
7,254,888	B2 *	8/2007	Chu et al.	29/840

7,311,140	B2 *	12/2007	McCullough	165/185
7,391,614	B2 *	6/2008	Artman	361/704
7,609,520	B2 *	10/2009	Chang et al.	361/700
D618,183	S *	6/2010	Chang et al.	D13/179
D618,184	S *	6/2010	Chang et al.	D13/179
D618,185	S *	6/2010	Chang et al.	D13/179
7,760,509	B1 *	7/2010	Zhao et al.	361/719
2002/0118511	A1 *	8/2002	Dujari et al.	361/703
2003/0183379	A1 *	10/2003	Krassowski et al.	165/185
2006/0237167	A1 *	10/2006	Lee	165/104.26
2007/0102147	A1 *	5/2007	Chang	165/185

* cited by examiner

Primary Examiner — Selina Sikder

(74) *Attorney, Agent, or Firm* — Zhigang Ma

(57) **CLAIM**

The ornamental design for a heat sink, as shown.

DESCRIPTION

FIG. 1 is a perspective view of a heat sink showing the petitioner's design.

FIG. 2 is a front elevational view thereof.

FIG. 3 is a rear elevational view thereof.

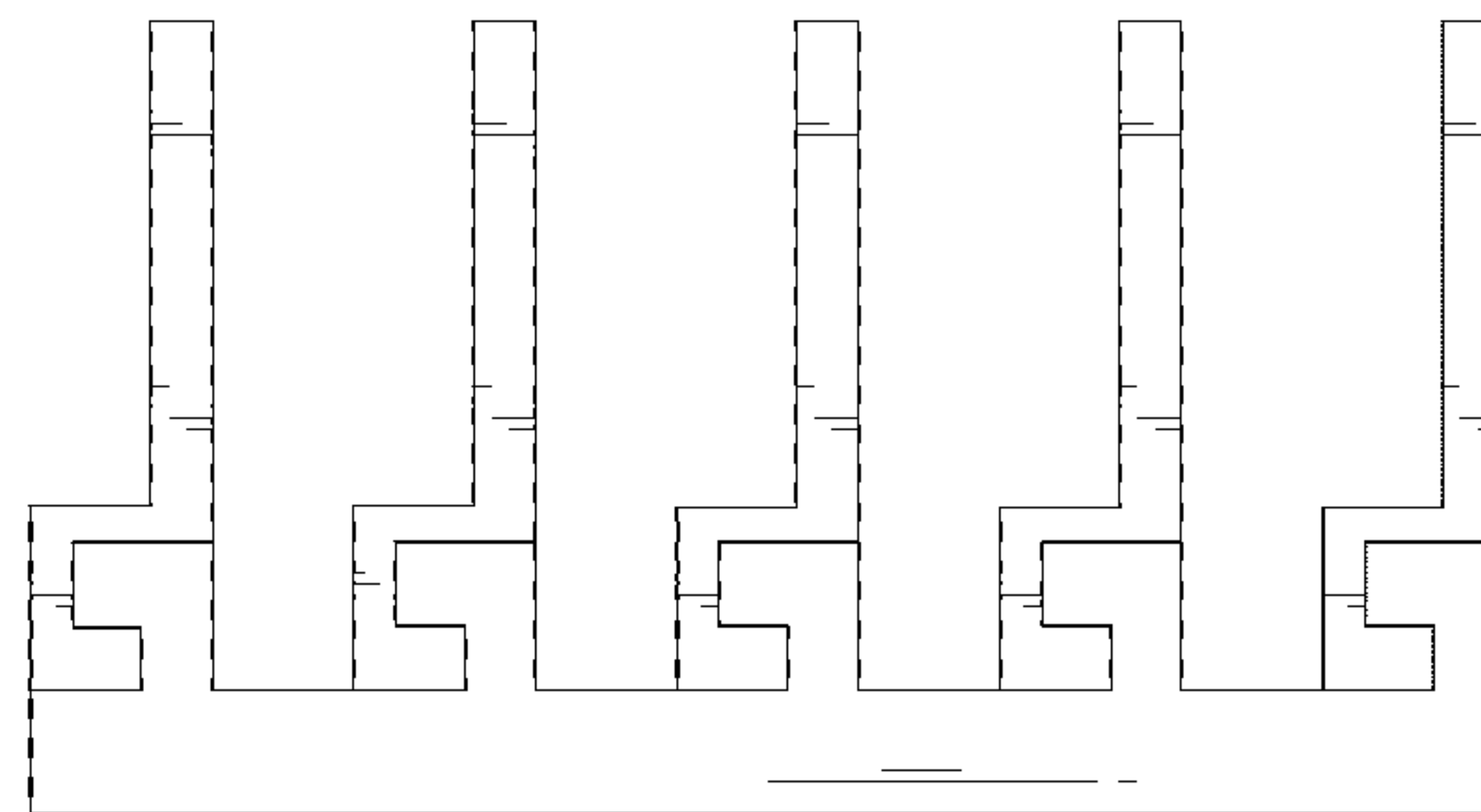
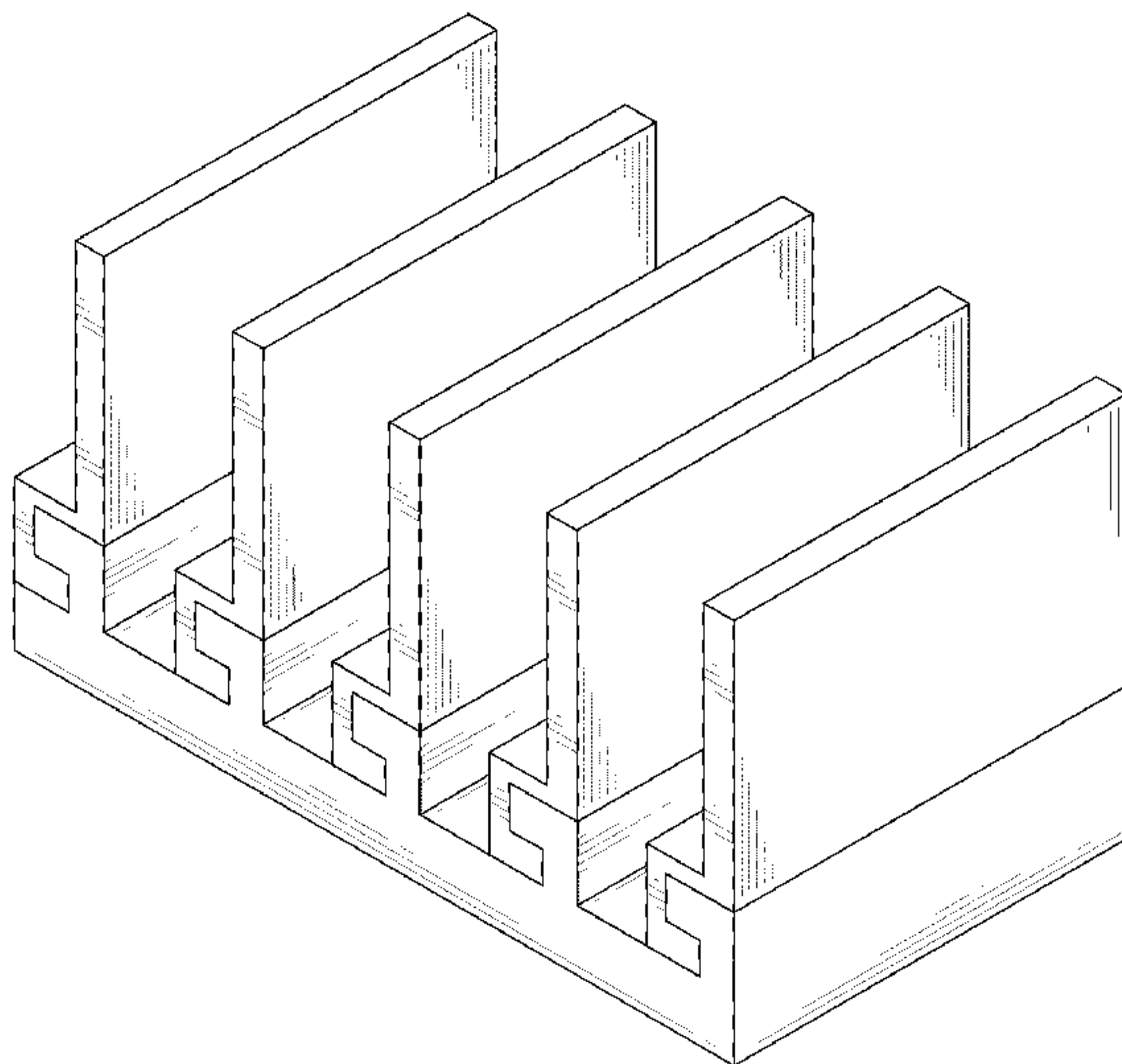
FIG. 4 is a left-side, elevational view thereof.

FIG. 5 is a right-side, elevational view thereof.

FIG. 6 is a top plan view thereof; and,

FIG. 7 is a bottom plan view thereof.

1 Claim, 7 Drawing Sheets



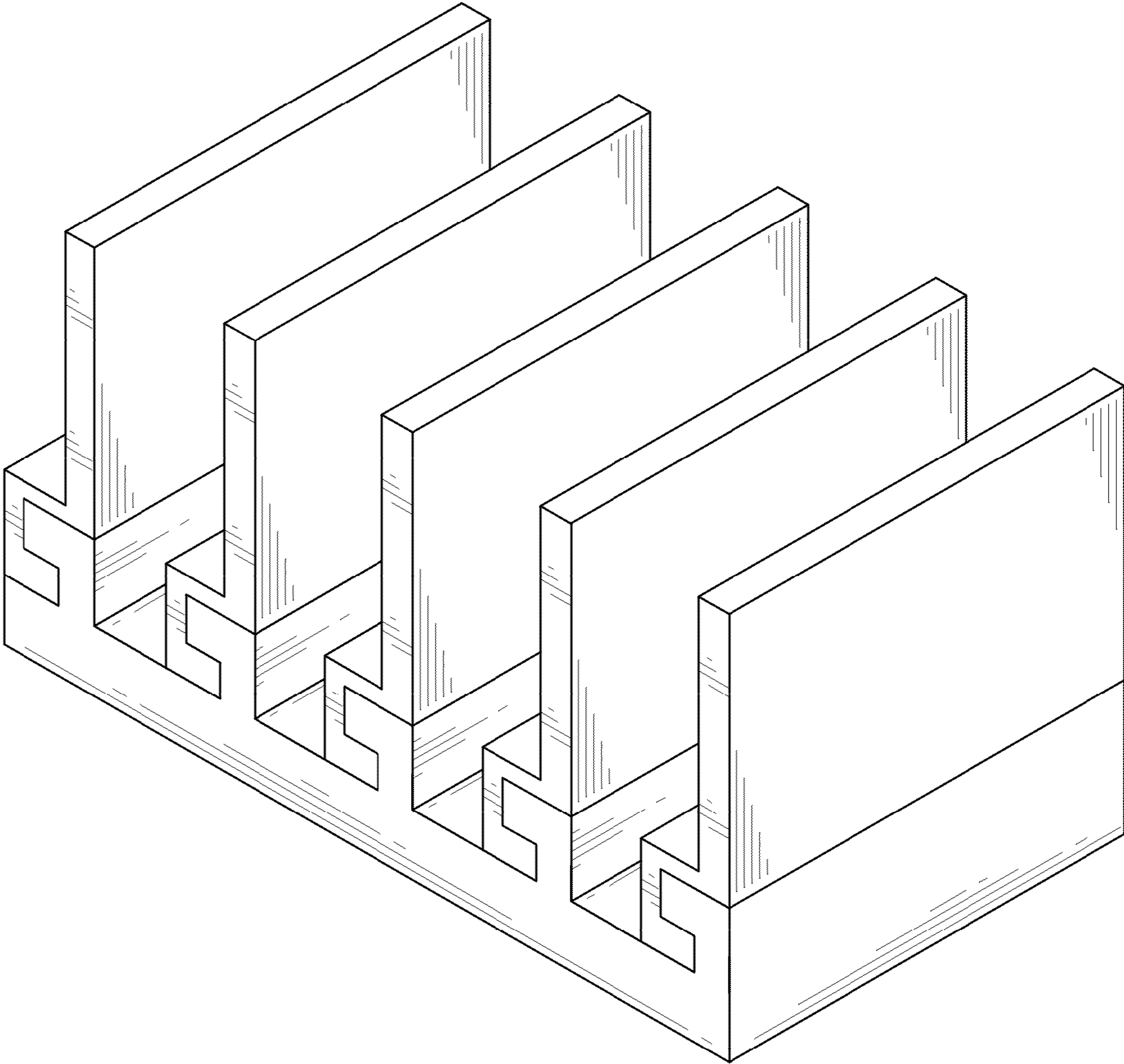


FIG. 1

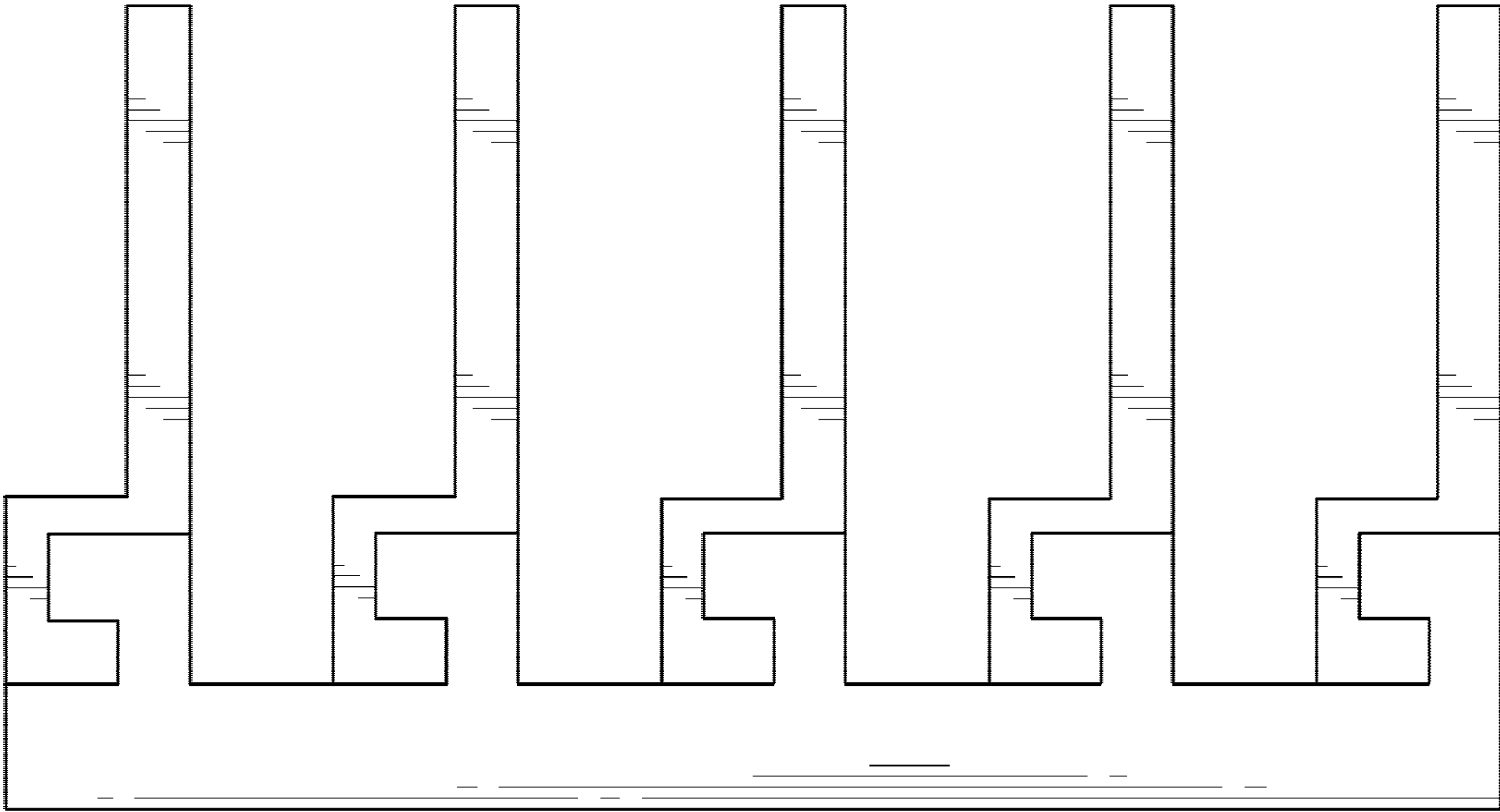


FIG. 2

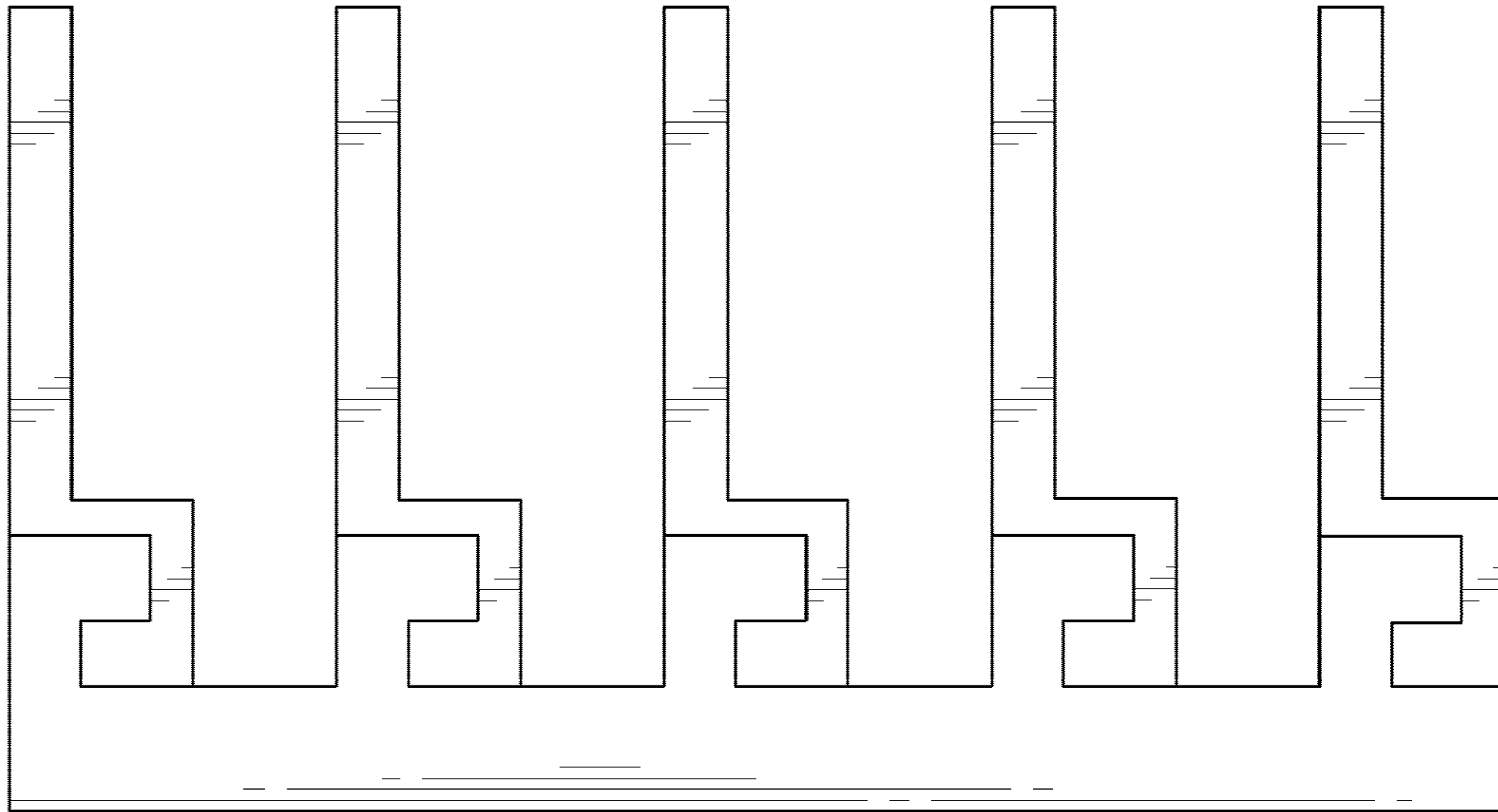


FIG. 3

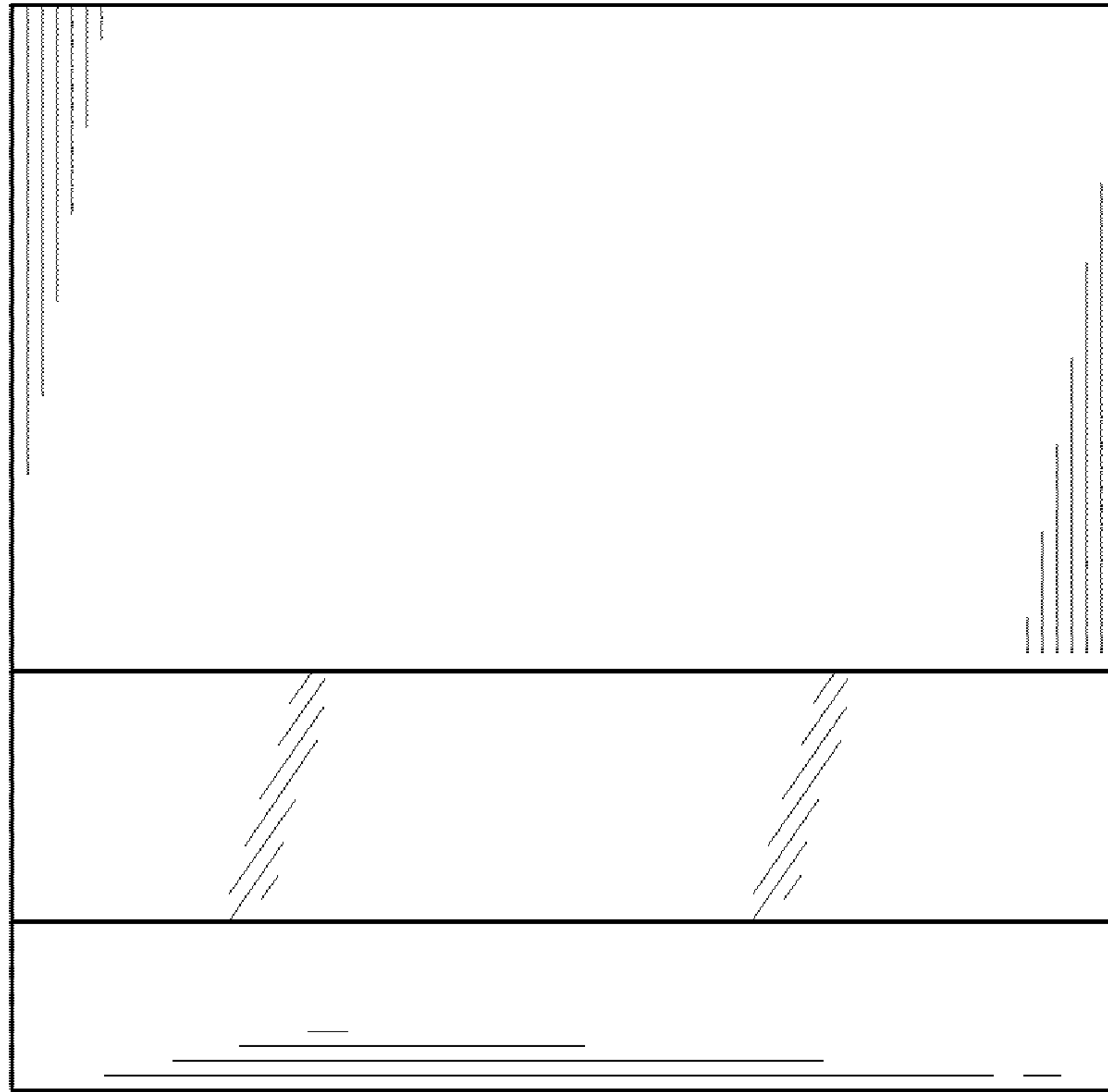


FIG. 4




FIG. 5




FIG. 6




FIG. 7