



US00D642127S

(12) **United States Design Patent**
Ashida

(10) **Patent No.:** **US D642,127 S**
(45) **Date of Patent:** **** Jul. 26, 2011**

(54) **DISCHARGE LAMP**
(75) Inventor: **Katsumi Ashida**, Saitama (JP)
(73) Assignee: **Hoya Candeo Optronics Corporation**,
Toda-shi (JP)
(**) Term: **14 Years**
(21) Appl. No.: **29/294,982**
(22) Filed: **Feb. 5, 2008**

JP	1285032	9/2006
JP	1285033	9/2006
JP	1285034	9/2006
JP	1285035	9/2006
JP	1285036	9/2006
JP	1285037	9/2006
JP	1285038	9/2006
JP	1287038	10/2006
JP	1292752	1/2007

* cited by examiner

(30) **Foreign Application Priority Data**

Aug. 10, 2007 (JP) 2007-021939

(51) **LOC (9) Cl.** **13-03**
(52) **U.S. Cl.** **D13/133; D26/1**
(58) **Field of Classification Search** D26/1-4;
313/313, 315, 316, 317, 318, 493; 315/52,
315/53, 56, 57, 58

See application file for complete search history.

(56) **References Cited**

U.S. PATENT DOCUMENTS

D359,571 S	6/1995	Abbott	
D506,274 S *	6/2005	Moriyama et al.	D26/3
D537,176 S	2/2007	Iida	
D537,547 S *	2/2007	Iida	D26/3
D600,371 S *	9/2009	Genz et al.	D26/3

FOREIGN PATENT DOCUMENTS

JP	1284713	9/2006
JP	1285029	9/2006
JP	1285030	9/2006
JP	1285031	9/2006

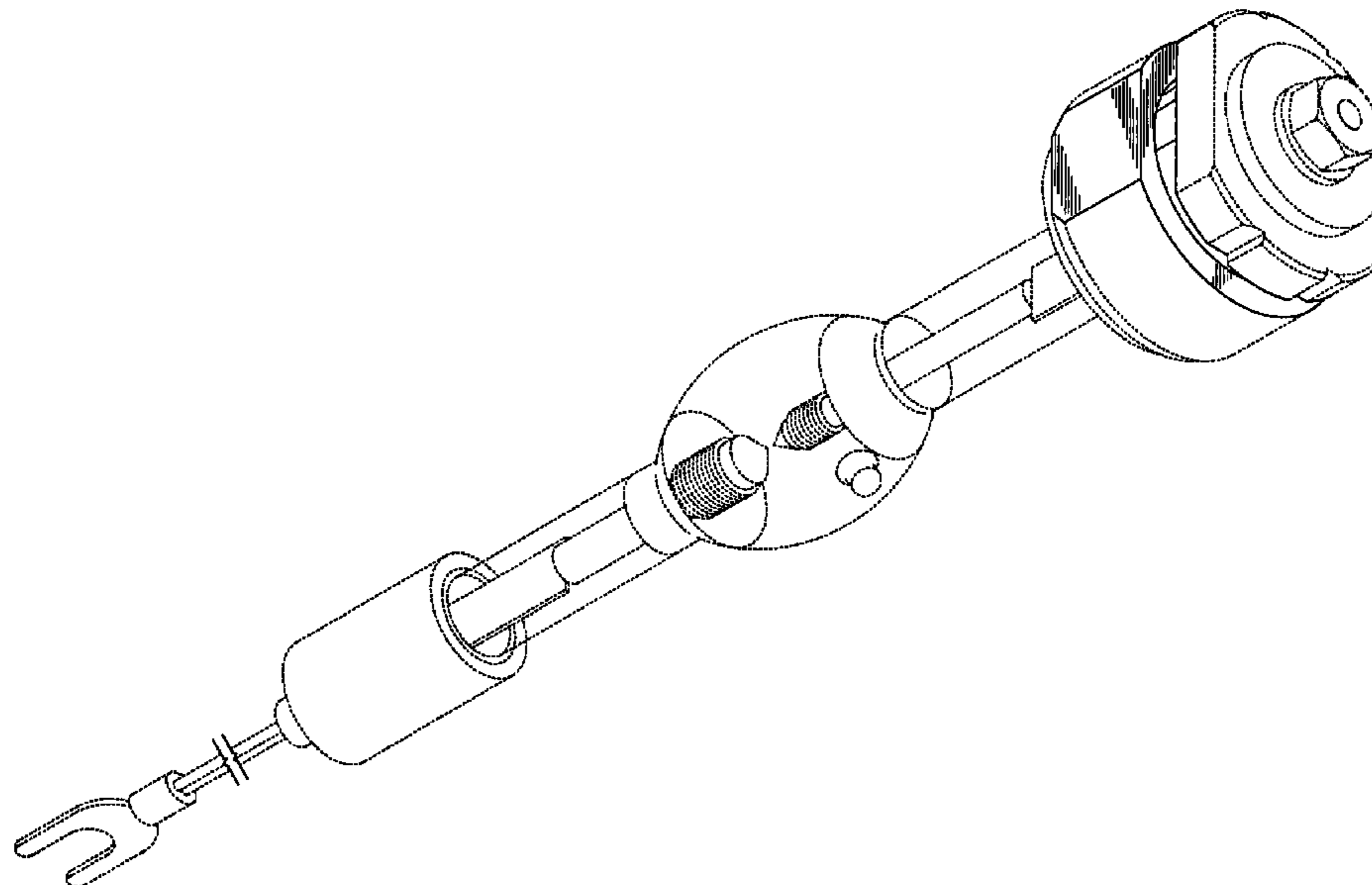
(57) **CLAIM**

The ornamental design for a discharge lamp, as shown and described.

DESCRIPTION

FIG. 1 is a front perspective view of a discharge lamp showing my new design;
FIG. 2 is a front view thereof;
FIG. 3 is a rear view thereof;
FIG. 4 is a top plan view thereof;
FIG. 5 is a bottom plan view thereof;
FIG. 6 is a right side elevational view thereof; and,
FIG. 7 is a left side elevational view thereof.
The broken lines are shown for illustrative purposes only and form no part of the claimed design.

1 Claim, 4 Drawing Sheets



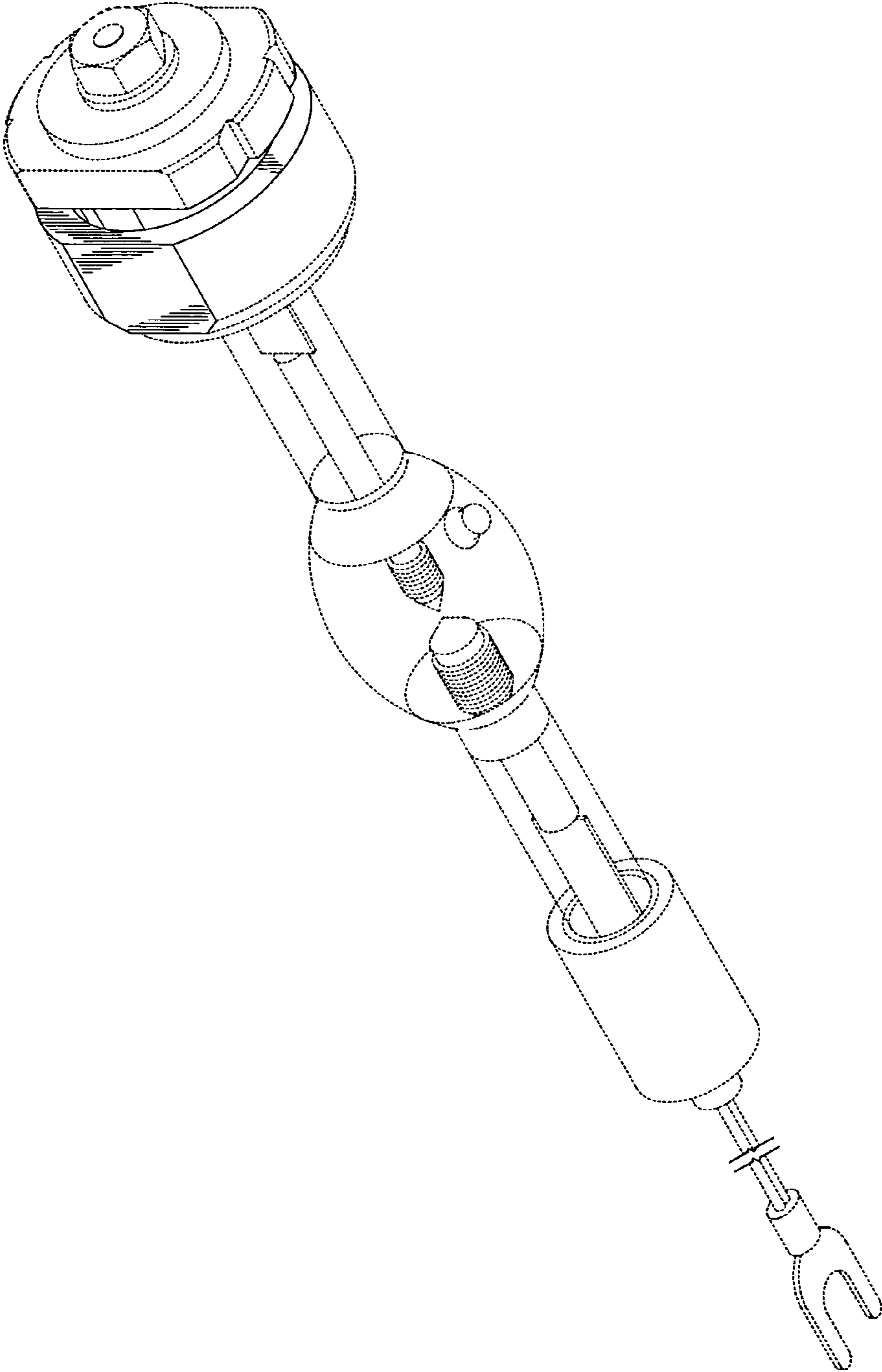


FIG. 1

FIG. 2

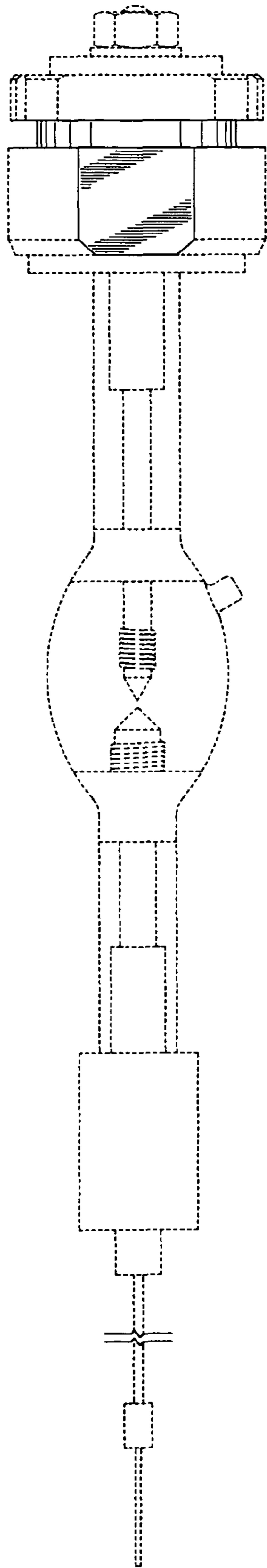


FIG. 3

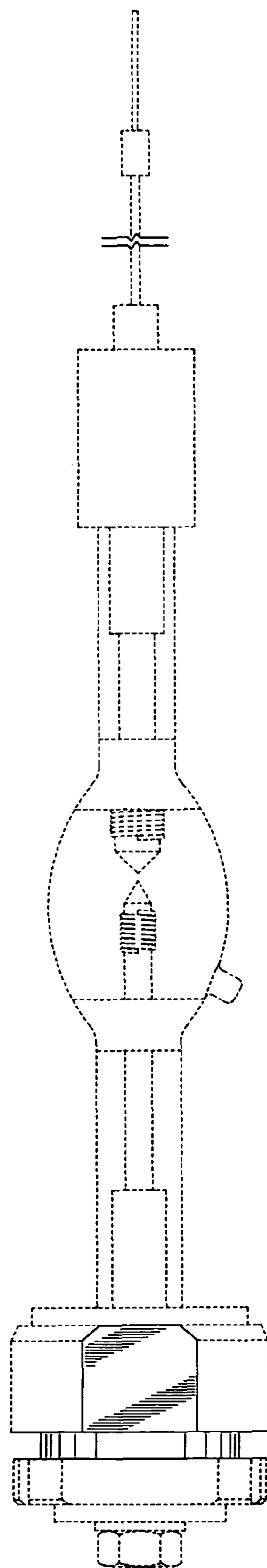


FIG. 4

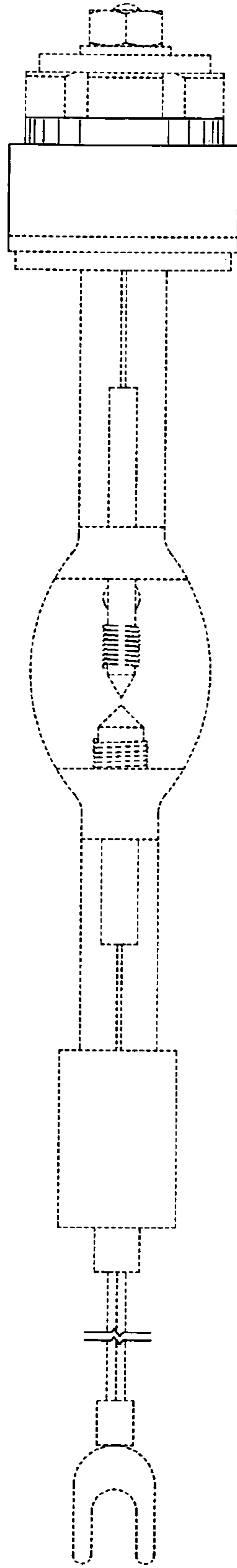


FIG. 5

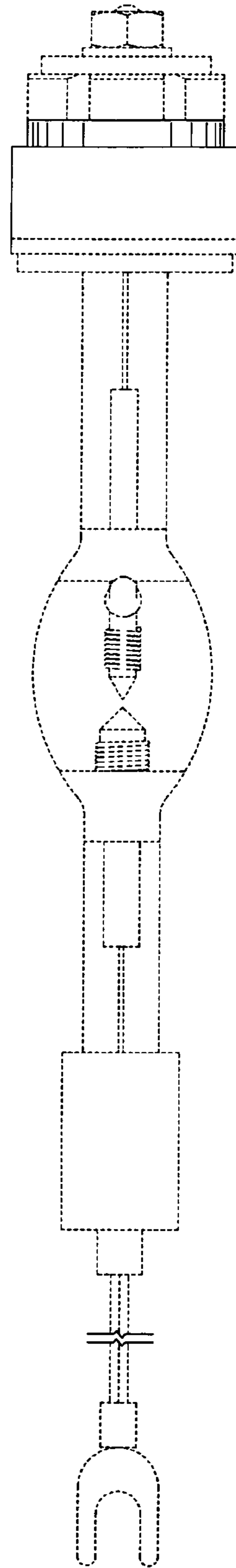


FIG. 6

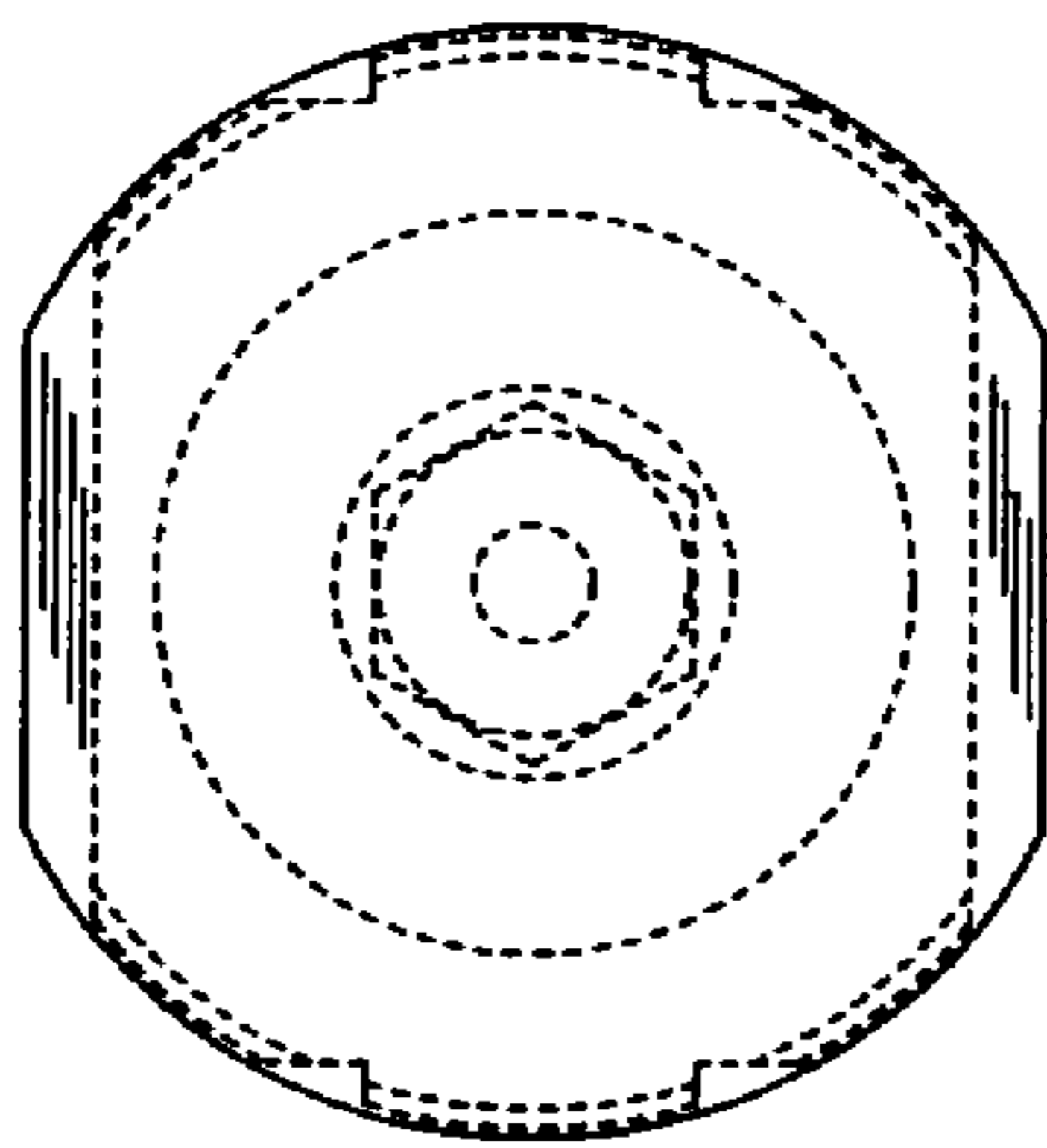


FIG. 7

