



US00D642124S

(12) **United States Design Patent**
Budike, Jr.

(10) **Patent No.:** **US D642,124 S**
(45) **Date of Patent:** **** Jul. 26, 2011**

(54) **CHARGER**

(75) Inventor: **Lothar Budike, Jr.**, Villanova, PA (US)

(73) Assignee: **Hot Doc., Inc.**, Villanova, PA (US)

(**) Term: **14 Years**

(21) Appl. No.: **29/382,423**

(22) Filed: **Jan. 4, 2011**

(51) **LOC (9) Cl.** **13-02**

(52) **U.S. Cl.** **D13/108**

(58) **Field of Classification Search** D13/107-110,
D13/118-119, 184, 199; D14/251, 253,
D14/432, 434; 320/107-115

See application file for complete search history.

(56) **References Cited**

U.S. PATENT DOCUMENTS

2,772,382	A	*	11/1956	Escoffery	257/658
D444,472	S	*	7/2001	Russell et al.	D14/434
D465,532	S	*	11/2002	Hussaini et al.	D21/333
D476,659	S	*	7/2003	Ying et al.	D14/434
D509,788	S	*	9/2005	Schlieffers et al.	D13/108
D532,366	S	*	11/2006	Koizumi	D13/108

D540,802	S	*	4/2007	Hussaini et al.	D14/434
D579,408	S	*	10/2008	Benyameen	D13/107
D597,940	S	*	8/2009	Navid	D13/108
D620,432	S	*	7/2010	Chen et al.	D13/110
D623,132	S	*	9/2010	Yano	D13/108
D628,562	S	*	12/2010	Akana et al.	D14/217
D633,039	S	*	2/2011	Nomi et al.	D13/108

* cited by examiner

Primary Examiner — Rosemary K Tarca

(74) *Attorney, Agent, or Firm* — Volpe and Koenig, P.C.

(57) **CLAIM**

The ornamental design for a charger, as shown and described.

DESCRIPTION

FIG. 1 is a top, front, left perspective view of a charger in accordance with my design;

FIG. 2 is a front elevational view thereof;

FIG. 3 is a rear elevational view thereof;

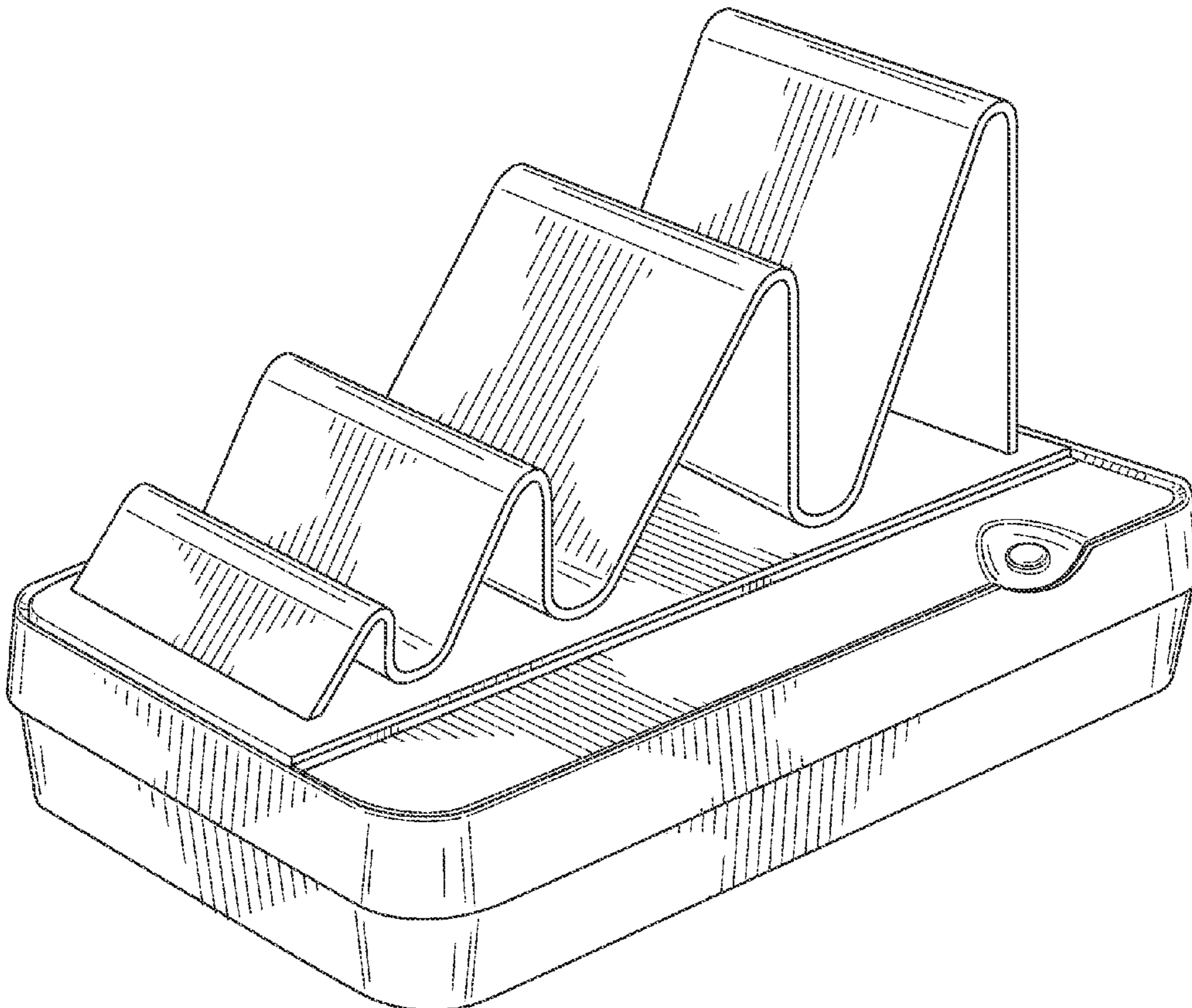
FIG. 4 is a top plan view thereof;

FIG. 5 is a bottom view thereof;

FIG. 6 is a left side elevational view thereof; and,

FIG. 7 is a right side elevational view thereof.

1 Claim, 6 Drawing Sheets



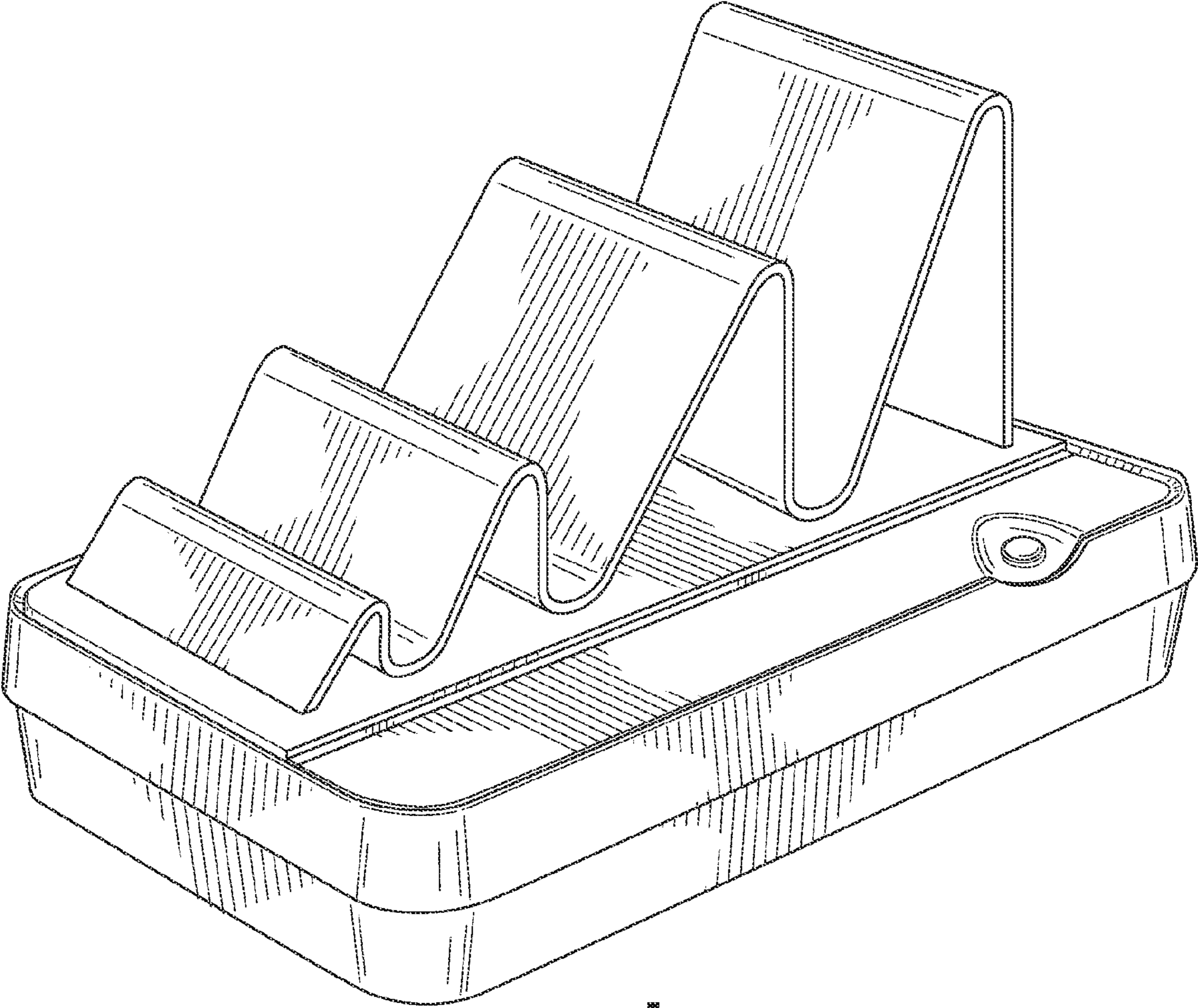


FIG. 1

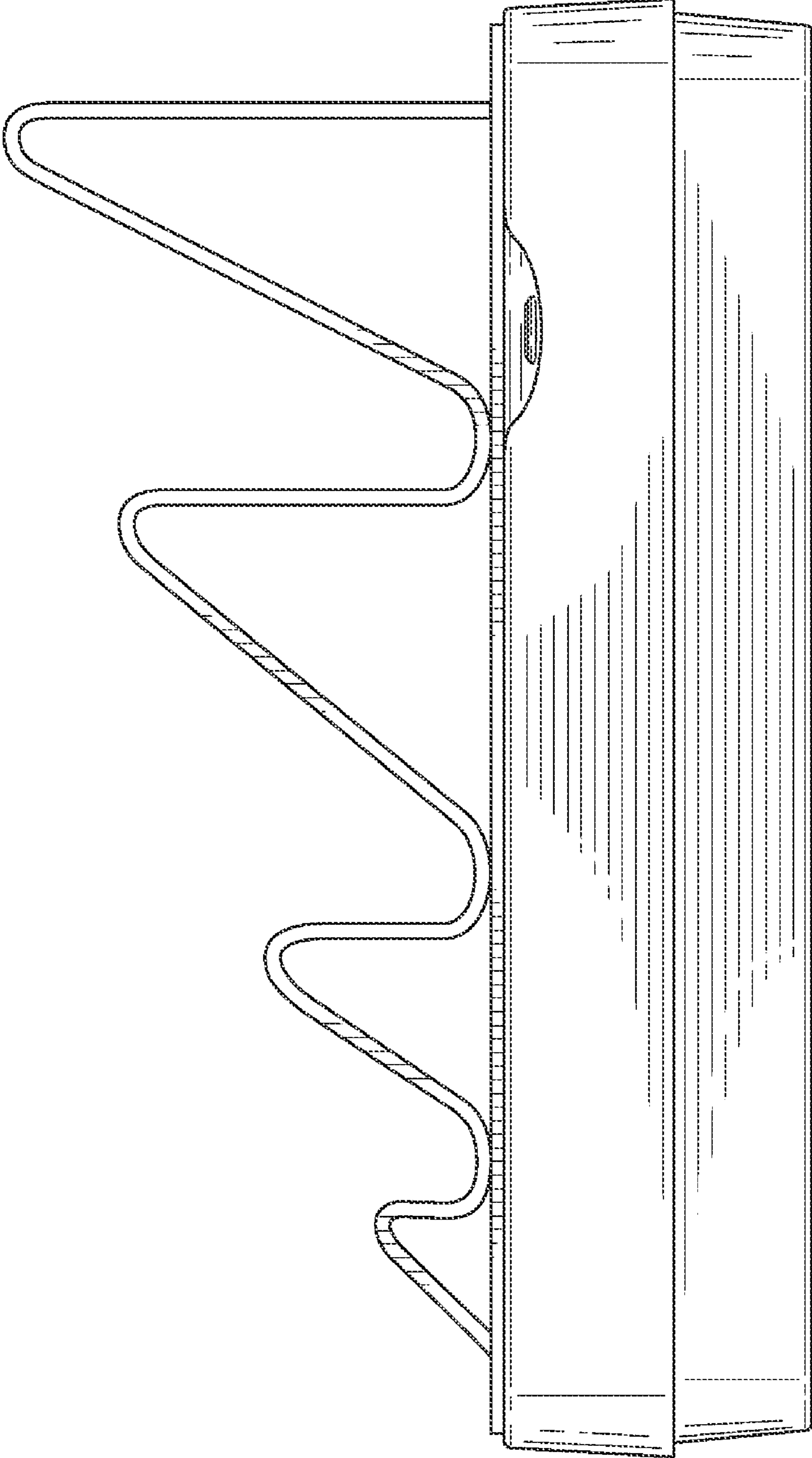


FIG. 2

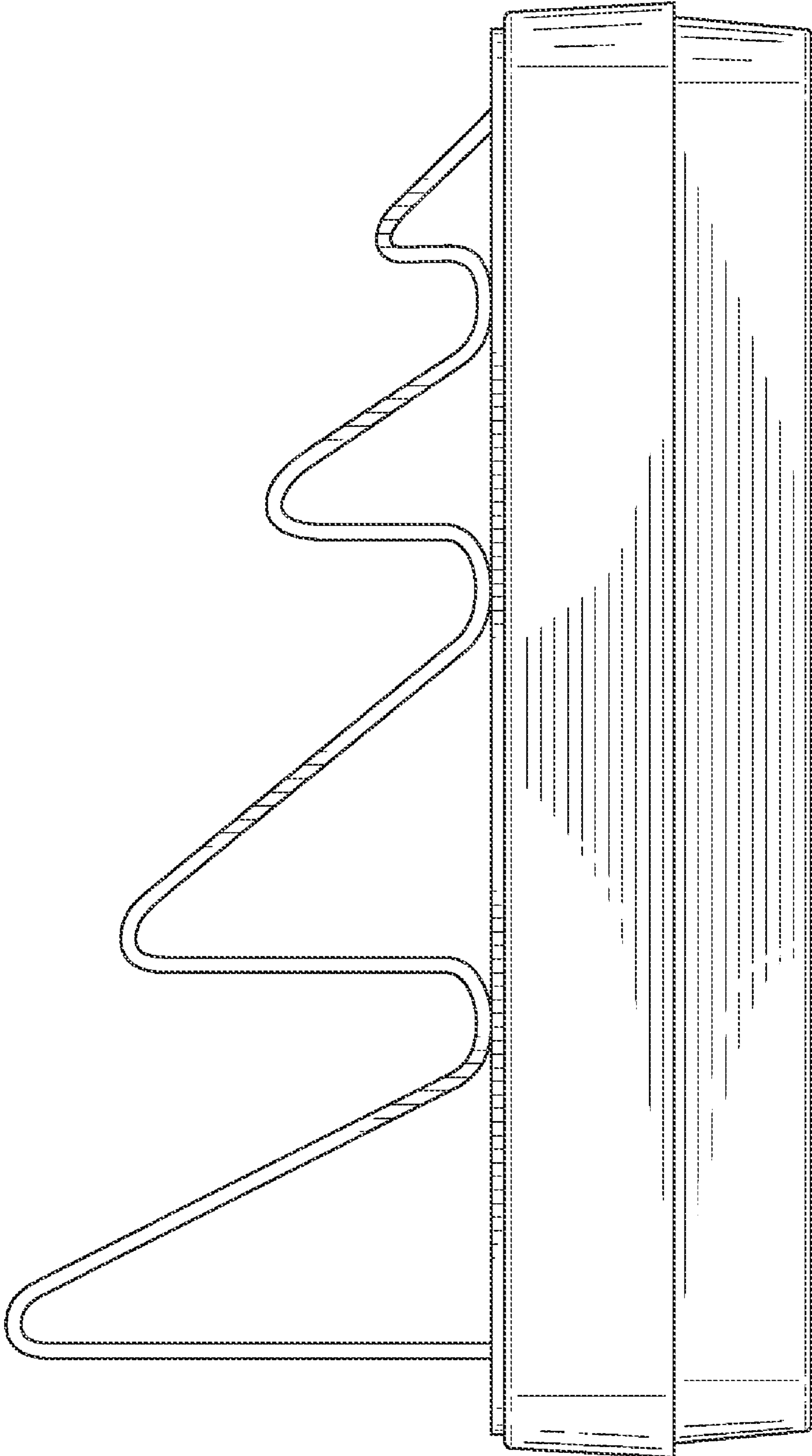


FIG. 3

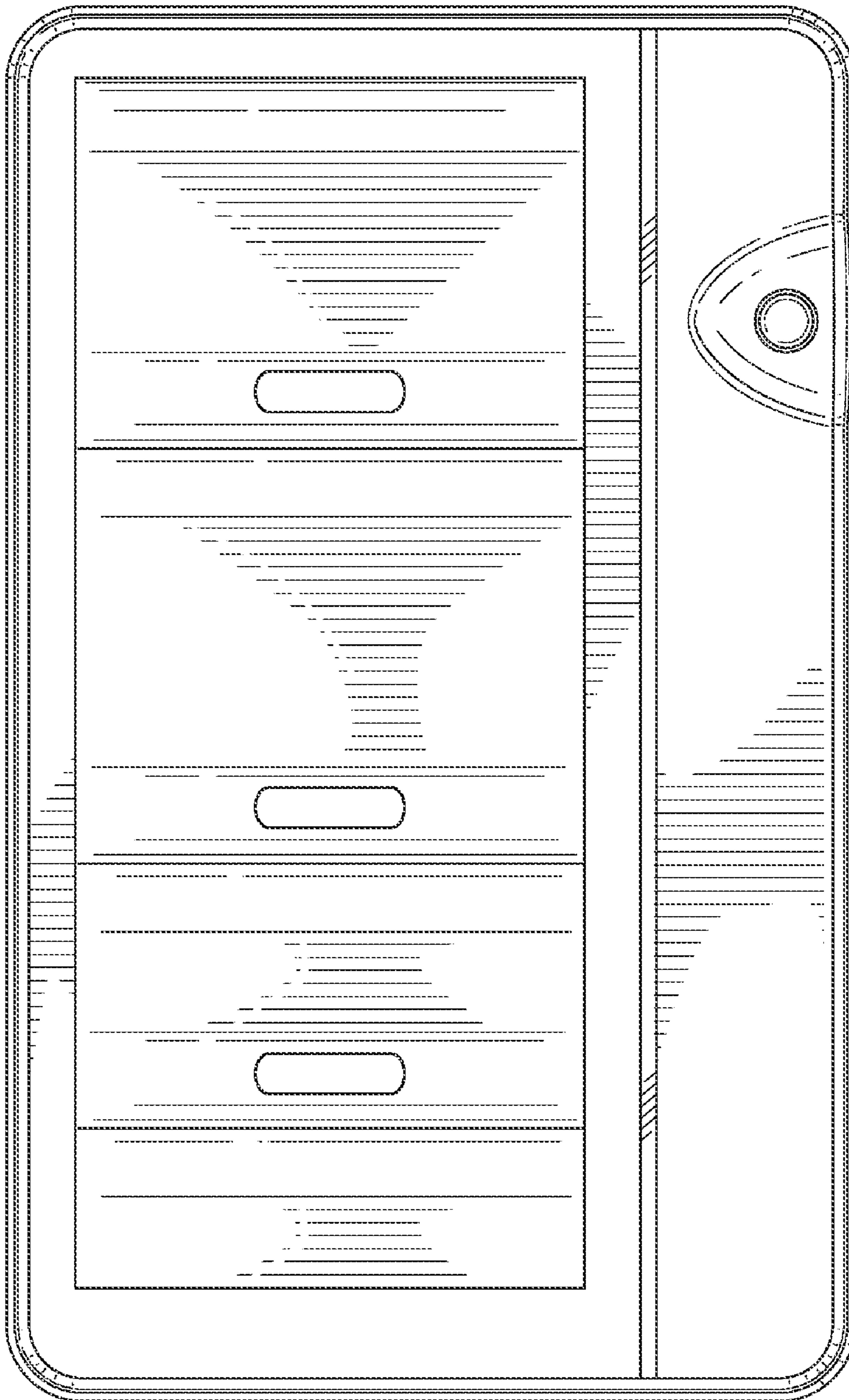


FIG. 4




FIG. 5




FIG. 6




FIG. 7