



US00D642118S

(12) **United States Design Patent**
Uneo et al.

(10) **Patent No.:** **US D642,118 S**
(45) **Date of Patent:** **** Jul. 26, 2011**

(54) **FUEL CELL**

FOREIGN PATENT DOCUMENTS

(76) Inventors: **Haruhiko Uneo**, Osaka (JP); **Yutaka Murakami**, Shiga (JP)

JP D1227734 1/2005
JP D1380462 2/2010

* cited by examiner

(**) Term: **14 Years**

Primary Examiner — Stella Reid

(21) Appl. No.: **29/384,484**

Assistant Examiner — Derrick Holland

(22) Filed: **Jan. 31, 2011**

(74) *Attorney, Agent, or Firm* — Brinks Hofer Gilson & Lione

(51) **LOC (9) Cl.** **13-02**

(52) **U.S. Cl.** **D13/101**

(58) **Field of Classification Search** D13/101,
D13/100, 110, 113, 118, 122, 184, 199; D6/432,
D6/437, 445, 446, 461, 477; 261/1, 19, 28,
261/29; 320/101; 429/400, 401-407, 411,
429/413, 462, 467, 153, 176, 177

See application file for complete search history.

(57) **CLAIM**

We claim the ornamental design for a fuel cell, as shown and described.

DESCRIPTION

(56) **References Cited**

U.S. PATENT DOCUMENTS

D137,609 S *	4/1944	Christie	D13/184
D194,470 S *	1/1963	Parmet	D6/446
3,247,312 A *	4/1966	Alessi	174/374
D293,863 S *	1/1988	Chester	D6/445
D315,996 S *	4/1991	Barth et al.	D6/445
D390,835 S *	2/1998	Mayfield, III	D13/184
D492,650 S *	7/2004	Nishi	D13/110
D543,161 S *	5/2007	Stepputat	D13/184
D574,767 S *	8/2008	Hall et al.	D13/101
D590,767 S *	4/2009	Brantley et al.	D13/101

FIG. 1 is a front perspective view of a fuel cell showing our new design;

FIG. 2 is a front view thereof;

FIG. 3 is a rear view thereof;

FIG. 4 is a first side view thereof;

FIG. 5 is a second side view thereof;

FIG. 6 is a top view thereof; and,

FIG. 7 is a bottom view thereof.

The broken lines shown represent unclaimed subject matter and form no part of the claimed design.

1 Claim, 6 Drawing Sheets

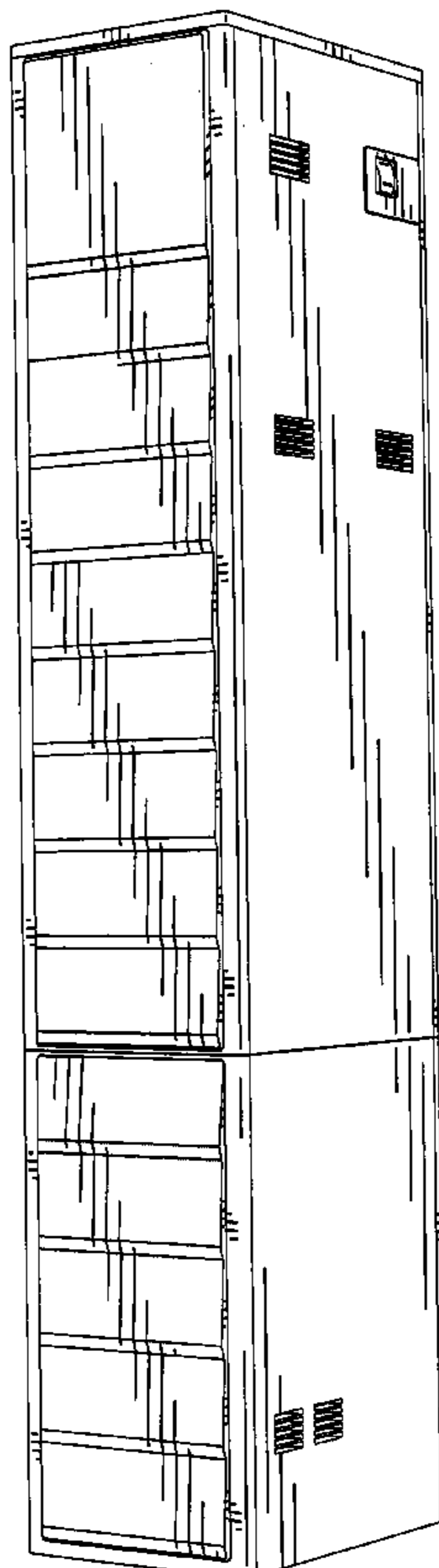


FIG.1

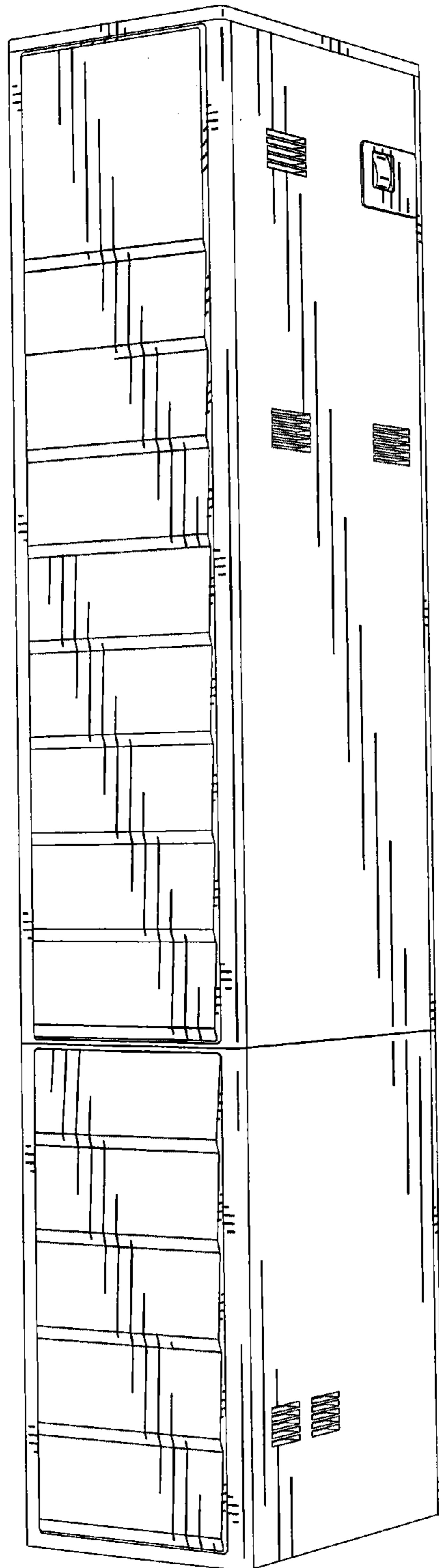


FIG.2

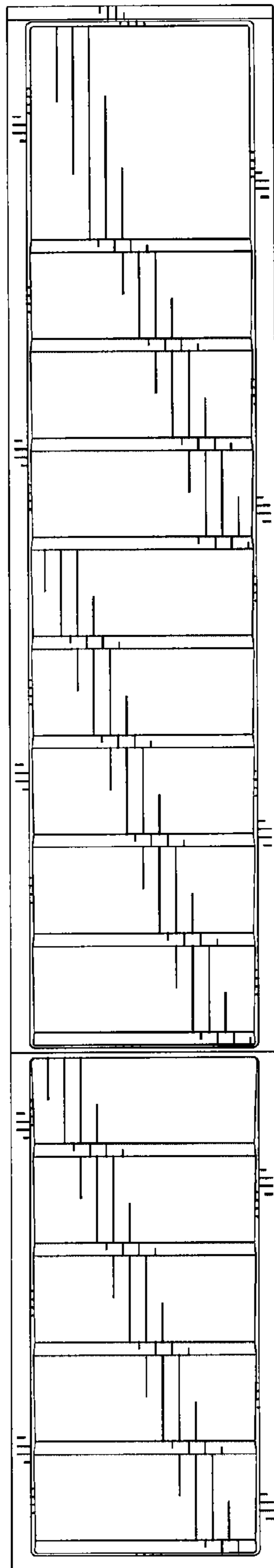


FIG.3




FIG.4

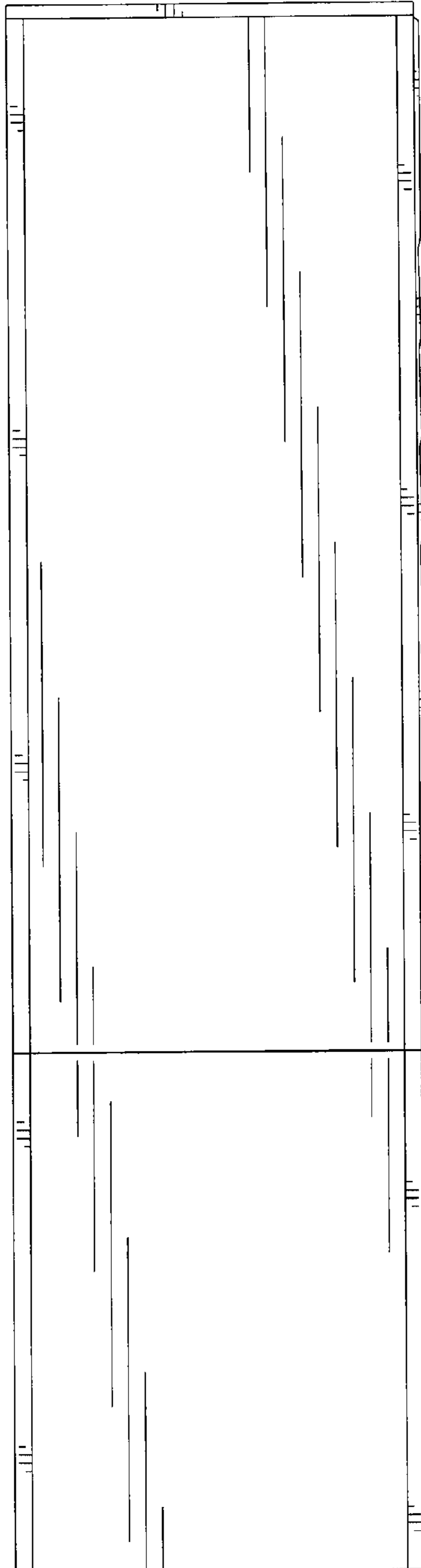


FIG.5

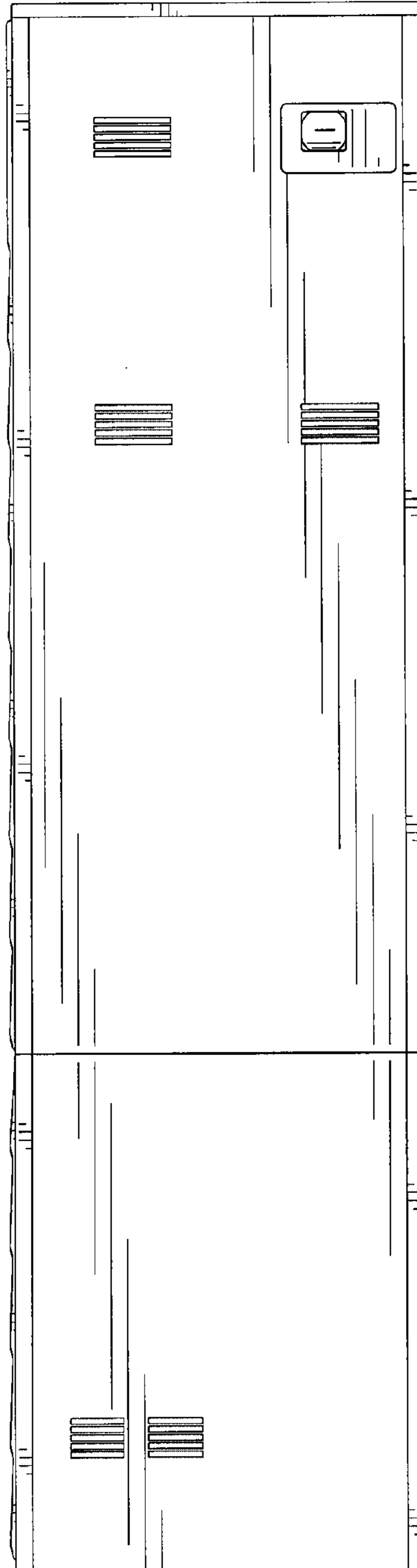


FIG.6




FIG.7

