

US00D642085S

(12) **United States Design Patent**
Modi

(10) **Patent No.:** **US D642,085 S**

(45) **Date of Patent:** **** Jul. 26, 2011**

(54) **JEWELRY COMPONENT**

(75) Inventor: **Nirav Modi**, New York, NY (US)

(73) Assignee: **Firestar Diamond, Inc.**, New York, NY (US)

(**) Term: **14 Years**

(21) Appl. No.: **29/380,537**

(22) Filed: **Dec. 7, 2010**

(51) **LOC (9) Cl.** **11-01**

(52) **U.S. Cl.** **D11/1; D11/79; D11/86**

(58) **Field of Classification Search** D11/1-25,
D11/40-43, 79-86; 63/1.11, 3.1, 3.2, 4,
63/7, 15, 23, 12, 13, 14.1

See application file for complete search history.

(56) **References Cited**

U.S. PATENT DOCUMENTS

D61,333 S *	8/1922	Smith	D12/569
D152,729 S *	2/1949	Philippe	D11/15
D311,355 S *	10/1990	Cowan	D11/19
D324,830 S *	3/1992	Bulgari	D11/6
D356,519 S *	3/1995	Bulgari	D11/6
D364,832 S *	12/1995	Hou	D11/164
D382,222 S *	8/1997	Coto	D11/4

D456,296 S *	4/2002	Ambar	D11/4
D468,657 S *	1/2003	Calvani et al.	D11/12
D469,374 S *	1/2003	Calvani et al.	D11/16
D474,990 S *	5/2003	Montanari	D11/20
D523,370 S *	6/2006	Yurman	D11/26
D529,834 S *	10/2006	Yurman	D11/3
D619,487 S *	7/2010	Graff	D11/3

* cited by examiner

Primary Examiner — Cathron Brooks

Assistant Examiner — Melanie Levy

(74) *Attorney, Agent, or Firm* — Gottlieb, Rackman & Reisman, P.C.

(57) **CLAIM**

The ornamental design for a jewelry component, as shown and described.

DESCRIPTION

FIG. 1 is a front perspective view showing my new design;

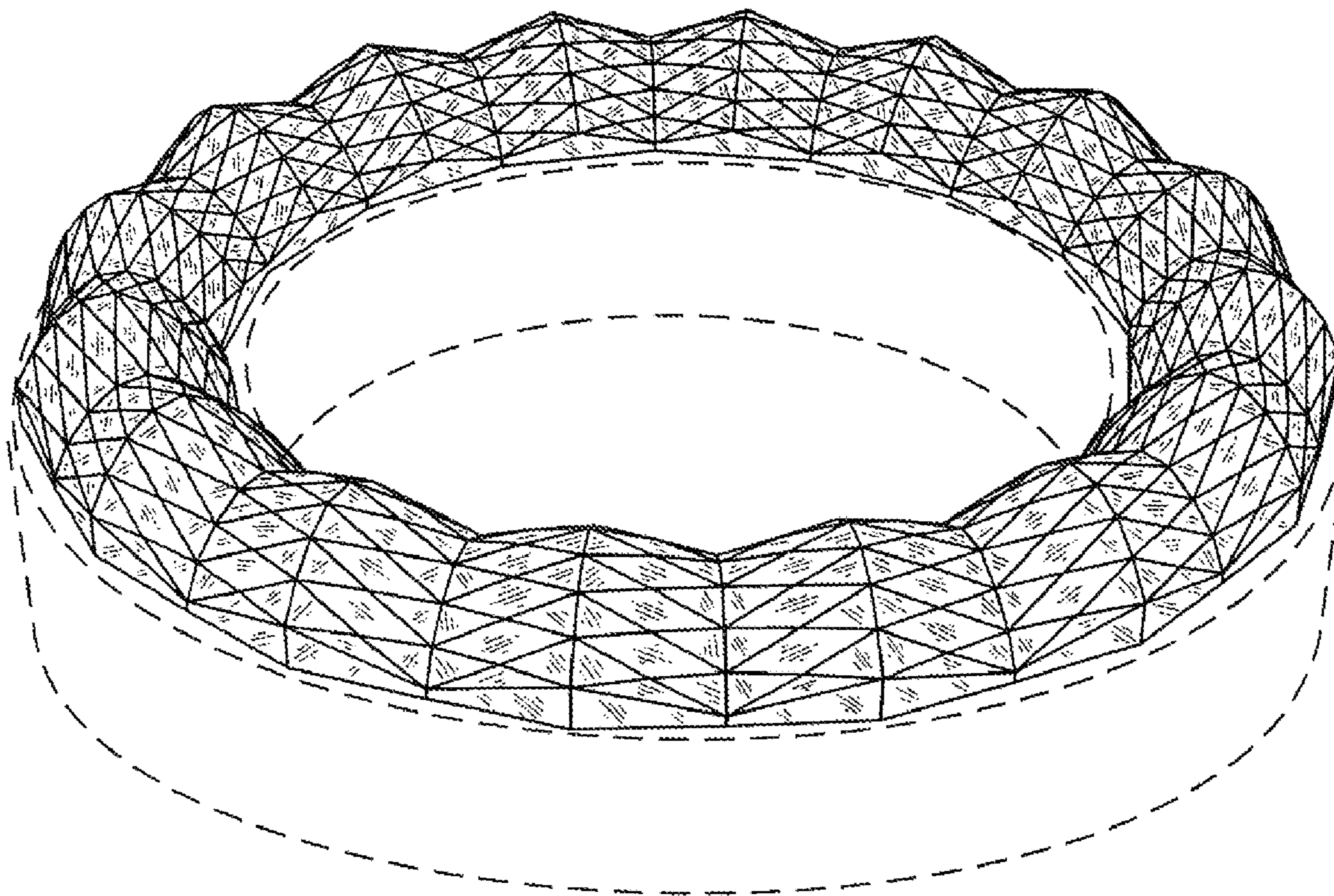
FIG. 2 is a top plan view thereof;

FIG. 3 is a right side elevational view thereof (the left side elevational view being identical thereto); and,

FIG. 4 is a bottom plan view thereof.

The broken lines shown in the drawings represent unclaimed portions of the jewelry component and form no part of the claimed design.

1 Claim, 3 Drawing Sheets



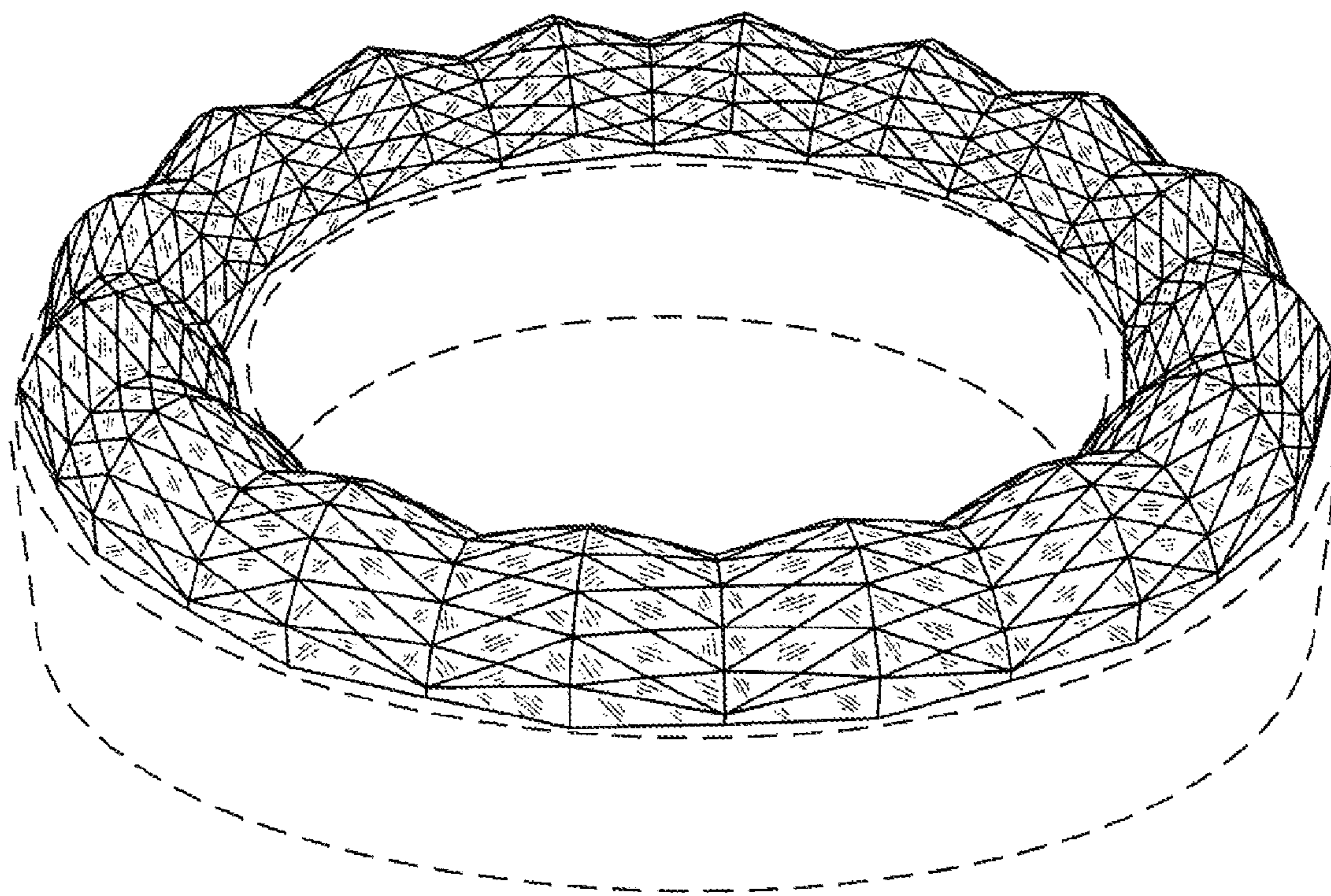


FIG. 1




FIG. 2

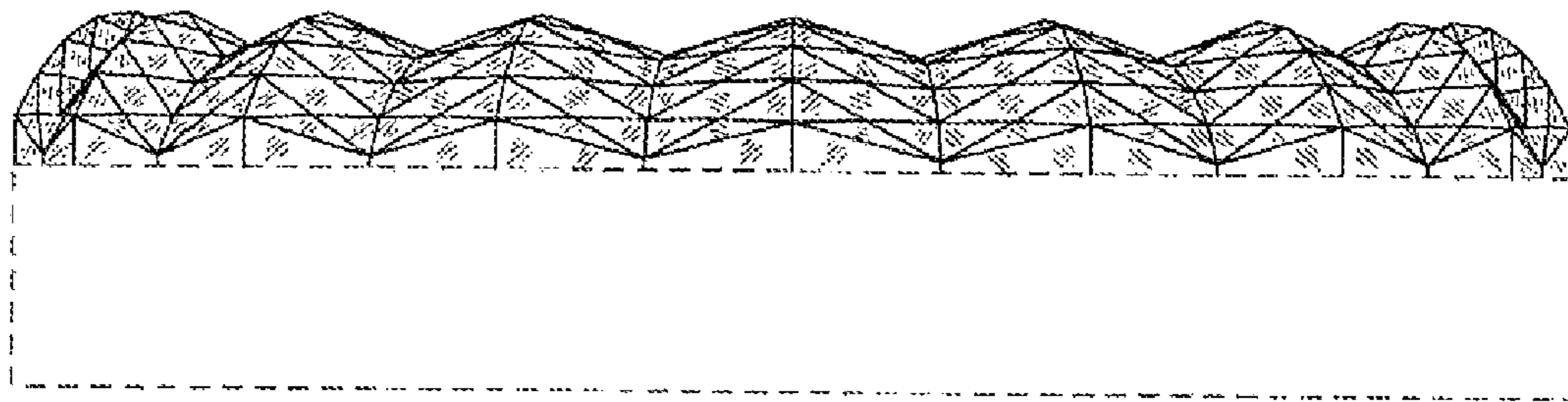


FIG. 3

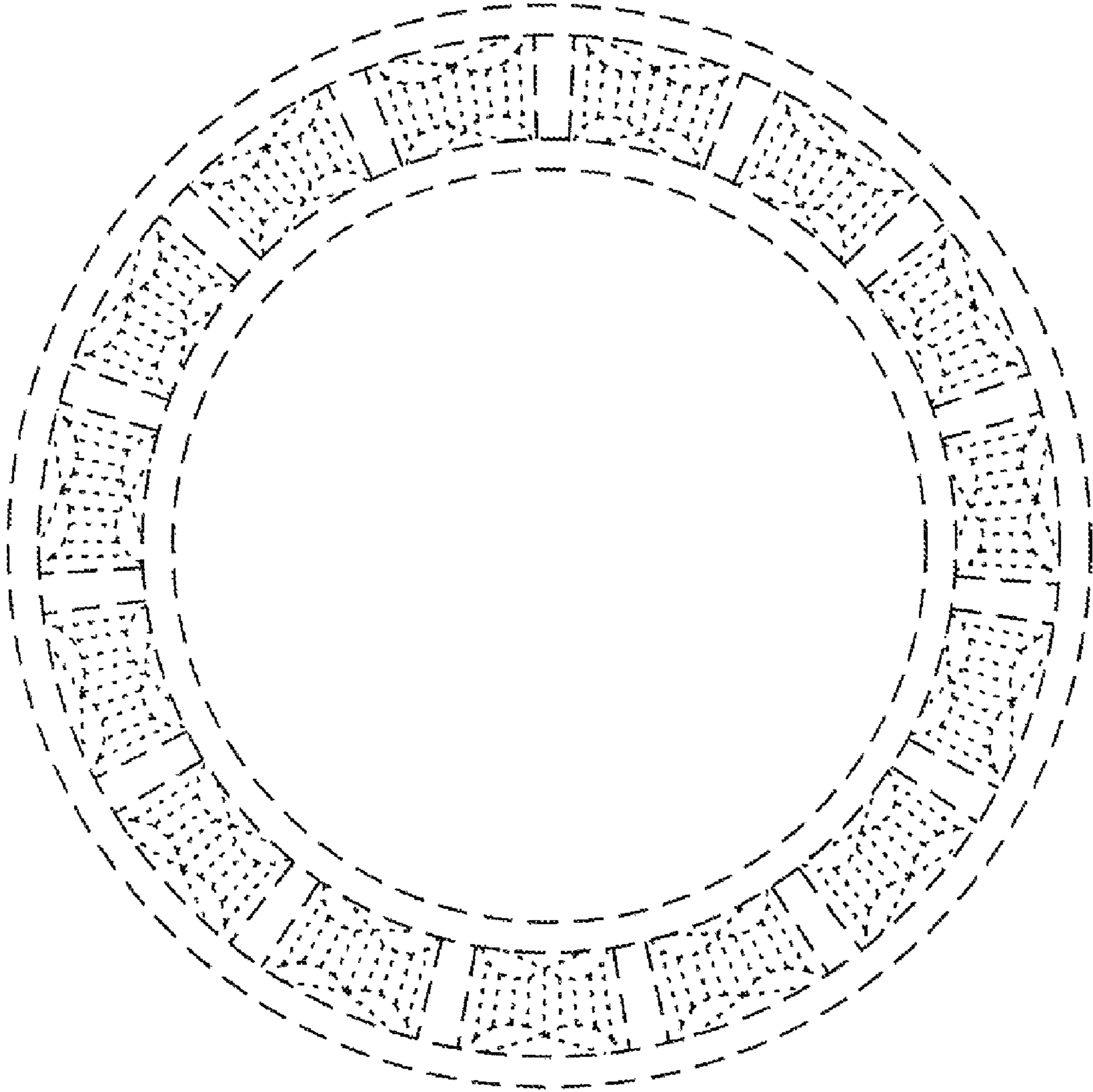


FIG. 4