



US00D642082S

(12) **United States Design Patent**
Ahlgren

(10) **Patent No.:** **US D642,082 S**

(45) **Date of Patent:** **** Jul. 26, 2011**

(54) **CAPACITANCE METER**

2006/0192568 A1 8/2006 Pasero et al.
2007/0194800 A1 8/2007 Novikov et al.
2008/0068029 A1 3/2008 Tanida et al.

(75) Inventor: **Lars-Olov Ahlgren**, Fellingsbro (SE)

(73) Assignee: **ABB Technology AG**, Zürich (CH)

(**) Term: **14 Years**

(21) Appl. No.: **29/357,851**

(22) Filed: **Mar. 18, 2010**

(30) **Foreign Application Priority Data**

Sep. 18, 2009 (EM) 001613175-0001

(51) **LOC (9) Cl.** **10-04**

(52) **U.S. Cl.** **D10/78**

(58) **Field of Classification Search** D10/75,
D10/78; 324/439, 442, 649, 658, 678, 679,
324/680, 662, 681

See application file for complete search history.

(56) **References Cited**

U.S. PATENT DOCUMENTS

4,590,421 A * 5/1986 Arnoux et al. 324/691
4,609,789 A * 9/1986 Ray et al. 379/118
D292,177 S * 10/1987 Dong-Chang D10/79
4,849,686 A 7/1989 Lyyra
5,283,528 A 2/1994 van Seeters
5,504,430 A 4/1996 Andersson
6,707,306 B1 3/2004 Wendt
7,046,017 B1 5/2006 Drost et al.
7,173,438 B2 2/2007 Pooranakaran et al.
2003/0218473 A1 11/2003 Yamashita et al.

FOREIGN PATENT DOCUMENTS

EP 0555526 B1 8/1993
GB 2246639 A 2/1992
WO WO-2008/010634 A1 1/2008

OTHER PUBLICATIONS

ABB Portable Capacitance Meter Product Brochure, Aug. 2010.

* cited by examiner

Primary Examiner — Antoine D Davis

(74) *Attorney, Agent, or Firm* — Venable LLP; Eric J. Franklin


(57) **CLAIM**

The ornamental design for a capacitance meter, as shown and described.

DESCRIPTION

FIG. 1 represents a front perspective view of an embodiment of a capacitance meter showing my new design; FIG. 2 represents a front view thereof; FIG. 3 represents a back view thereof; FIG. 4 represents a left side view thereof; FIG. 5 represents a right side view thereof; FIG. 6 represents a top view thereof; and, FIG. 7 represents a bottom view thereof.

1 Claim, 7 Drawing Sheets






Fig. 1




Fig. 2




Fig. 3

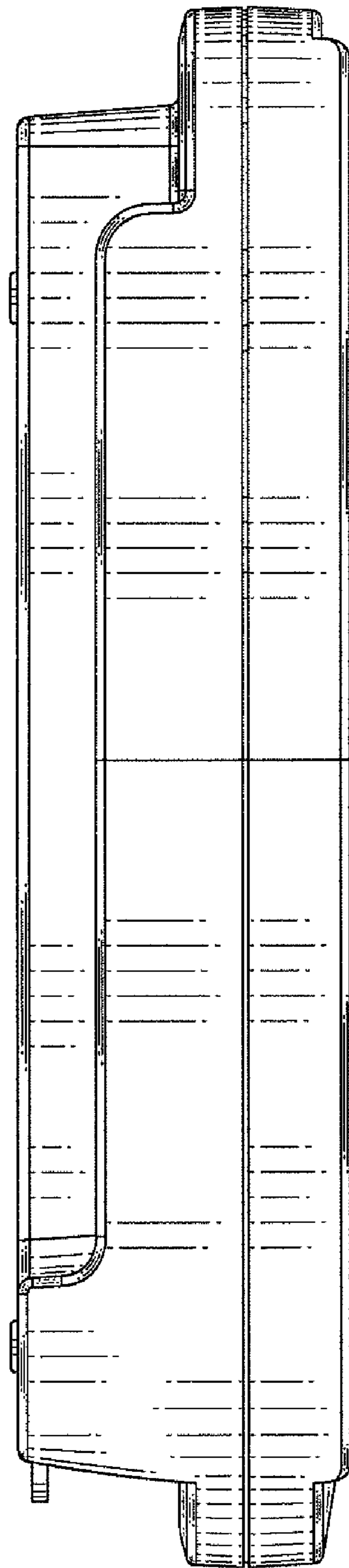


Fig. 4

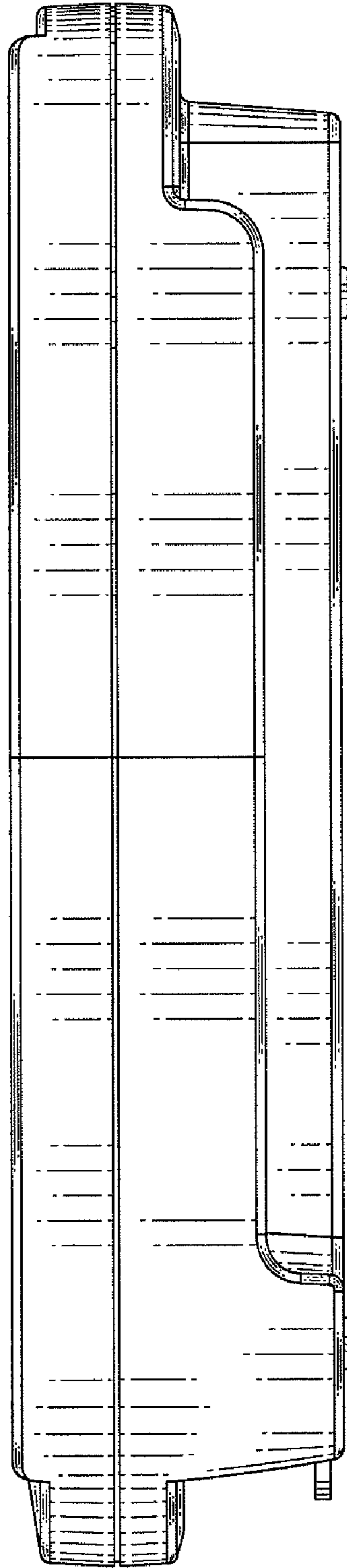


Fig. 5

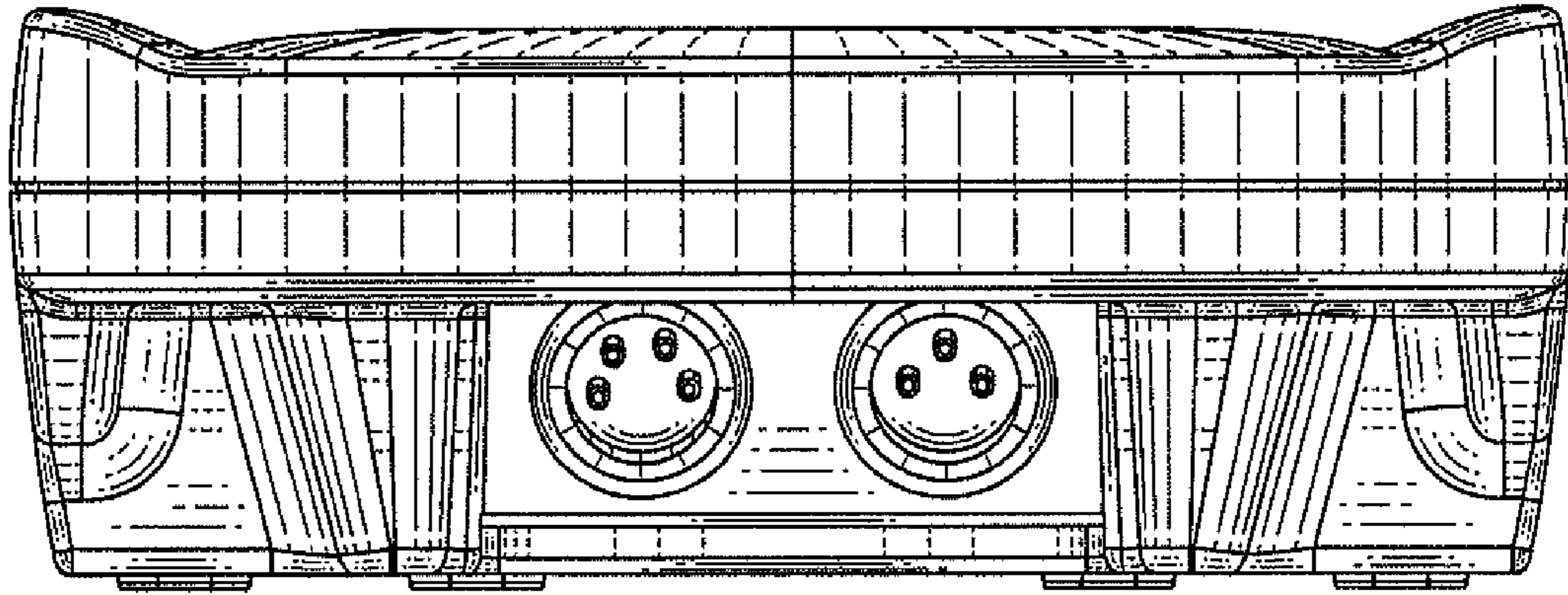


Fig. 6

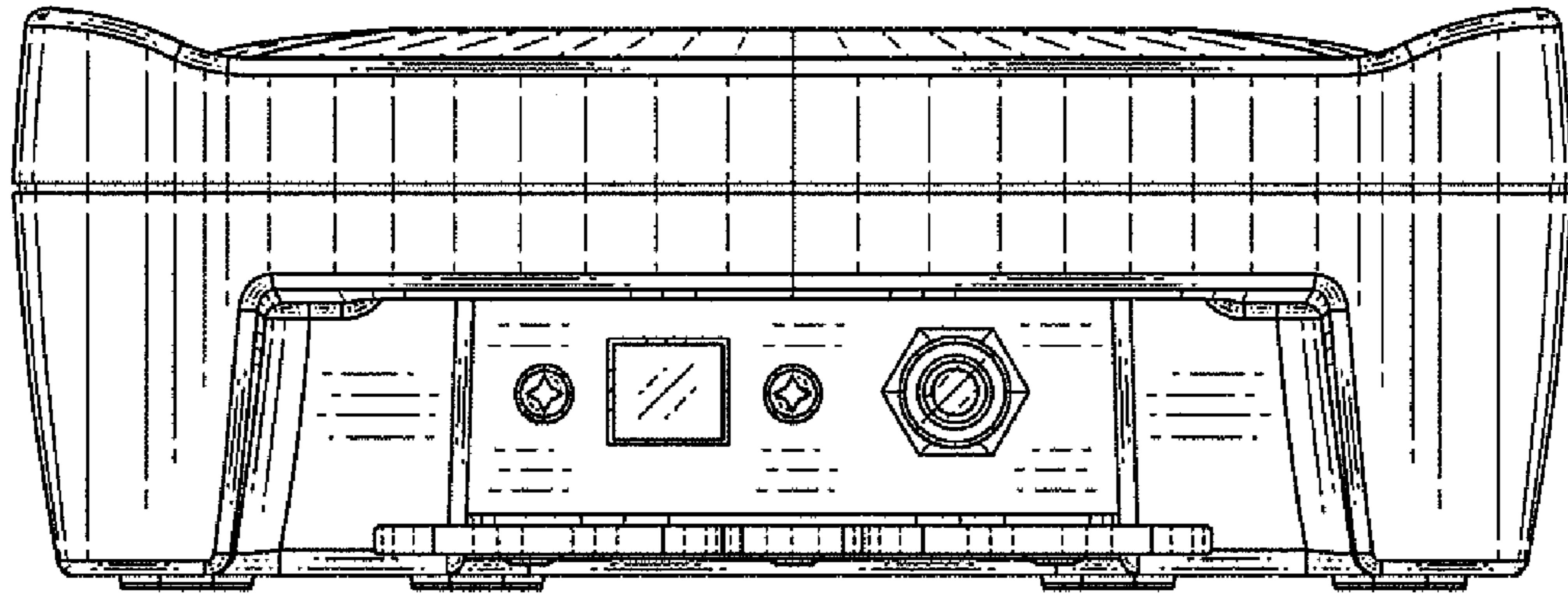


Fig. 7