



US00D642076S

(12) **United States Design Patent**
Chastaingt

(10) **Patent No.:** **US D642,076 S**

(45) **Date of Patent:** **** *Jul. 26, 2011**

(54) **WATCH**

(75) **Inventor:** **Arnaud Chastaingt, Paris (FR)**

(73) **Assignee:** **Cartier Creation Studio SA, Geneva (CH)**

(**) **Term:** **14 Years**

(21) **Appl. No.:** **29/337,703**

(22) **Filed:** **May 28, 2009**

(30) **Foreign Application Priority Data**

Nov. 28, 2008 (WO) DM/071 133

(51) **LOC (9) Cl.** **10-02**

(52) **U.S. Cl.** **D10/39**

(58) **Field of Classification Search** D10/30-39;
368/276, 281, 282, 285, 308, 319

See application file for complete search history.

(56) **References Cited**

U.S. PATENT DOCUMENTS

1,454,322	A	*	5/1923	Loeb	368/277
D250,750	S	*	1/1979	Perrin	D10/39
D365,285	S	*	12/1995	Nanayakkara	D10/31
D390,130	S	*	2/1998	Kennedy	D10/32
D413,819	S	*	9/1999	Voegeli	D10/32
D423,950	S	*	5/2000	Bulgari	D10/32
D452,174	S	*	12/2001	Giardiello	D10/32
D456,726	S	*	5/2002	Finazzi	D10/39
D465,422	S	*	11/2002	Mantovani	D10/30
D473,478	S	*	4/2003	d'Origny	D10/39
D507,974	S	*	8/2005	Strasser	D10/30

D526,218	S	*	8/2006	Krieger	D10/39
D558,608	S	*	1/2008	Iff	D10/32
D567,112	S	*	4/2008	Giannini	D10/31
D567,678	S	*	4/2008	Iff	D10/39
D570,712	S	*	6/2008	Cattin	D10/32
D585,307	S	*	1/2009	Modolo	D10/32
D586,239	S	*	2/2009	Modolo	D10/32
D591,176	S	*	4/2009	Monachon	D10/32
D592,980	S	*	5/2009	Laucella	D10/39
D593,878	S	*	6/2009	Jorst et al.	D10/32

OTHER PUBLICATIONS

Wristwatches, A Connoisseur's Guide, by Frank Edwards, Firefly Books, copyright 1997, p. 51, Cartier Baignoire watch.*

* cited by examiner

Primary Examiner — Lucy Lieberman

(74) *Attorney, Agent, or Firm* — Kalow & Springut, LLP; Shadaia M. Gooden, Esq.

(57) **CLAIM**

The ornamental design for a watch, as shown and described.

DESCRIPTION

FIG. 1 is a front perspective view of the watch.

FIG. 2 is a front view of the watch.

FIG. 3 is a rear view of the watch.

FIG. 4 is a left side view of the watch.

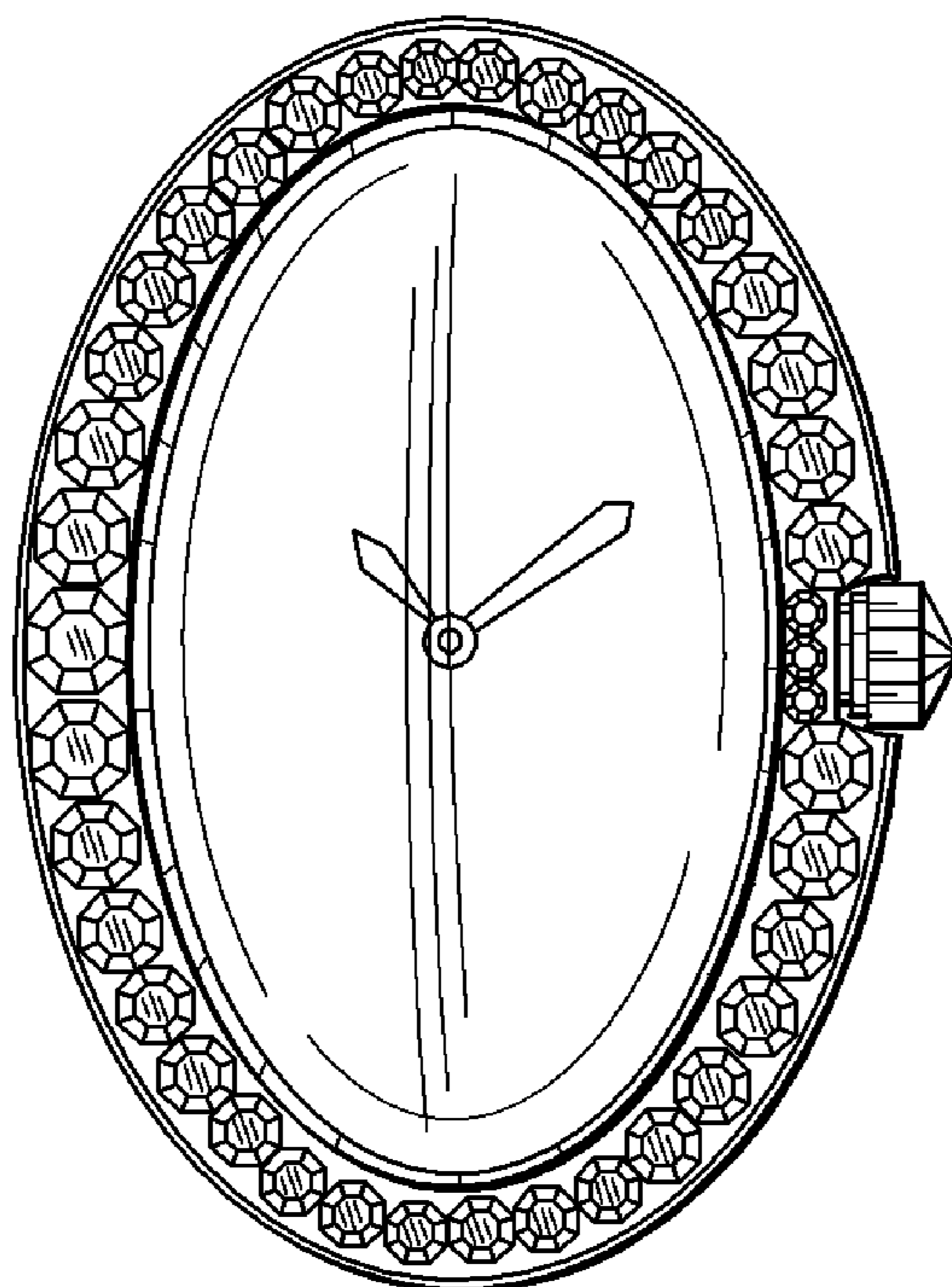
FIG. 5 is a right side view of the watch.

FIG. 6 is a top view of the watch; and,

FIG. 7 is a bottom view of the watch.

The broken lines are for illustrative purposes only and neither they nor the portions of the figures enclosed by them form part of the claimed design.

1 Claim, 3 Drawing Sheets



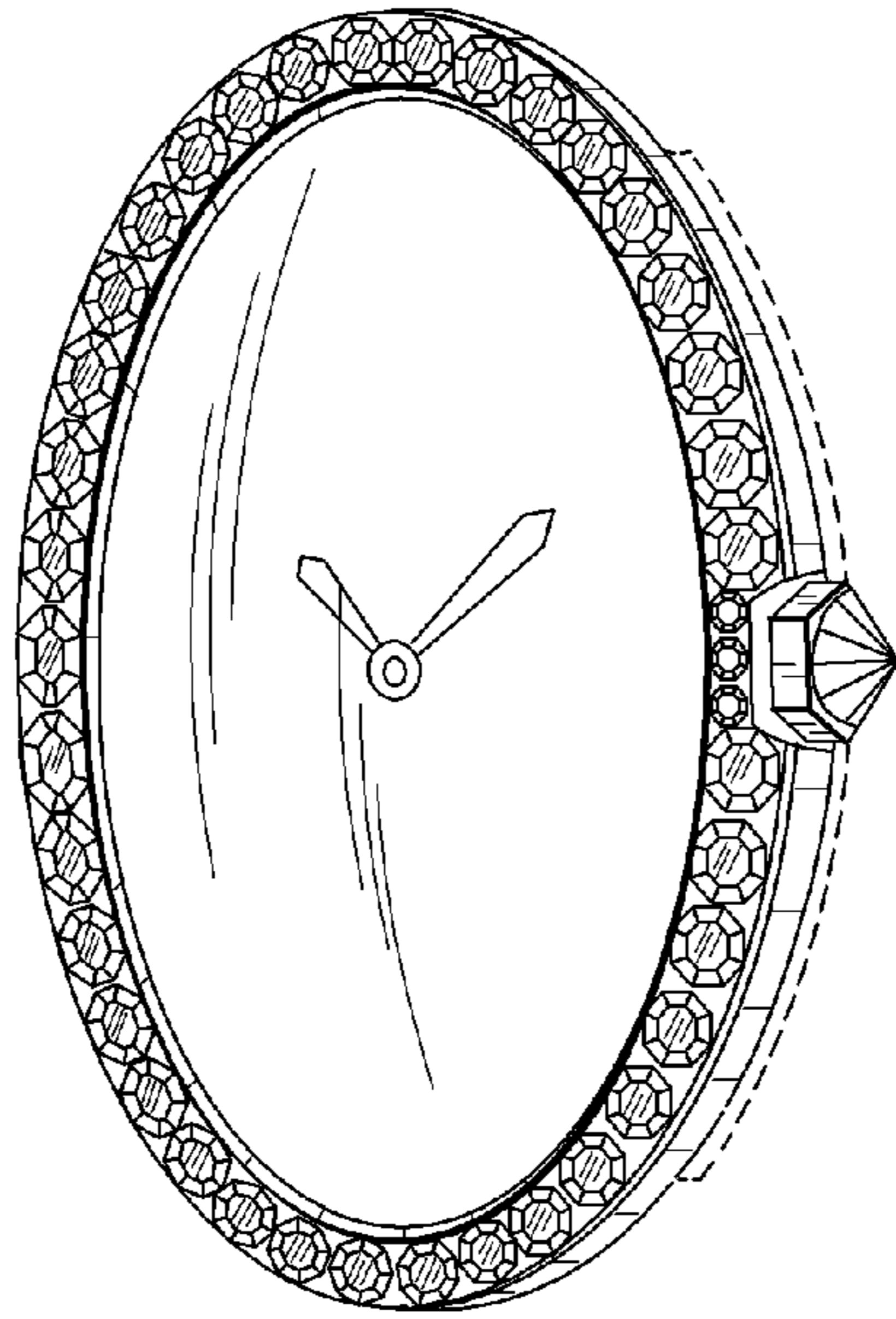


FIG. 1

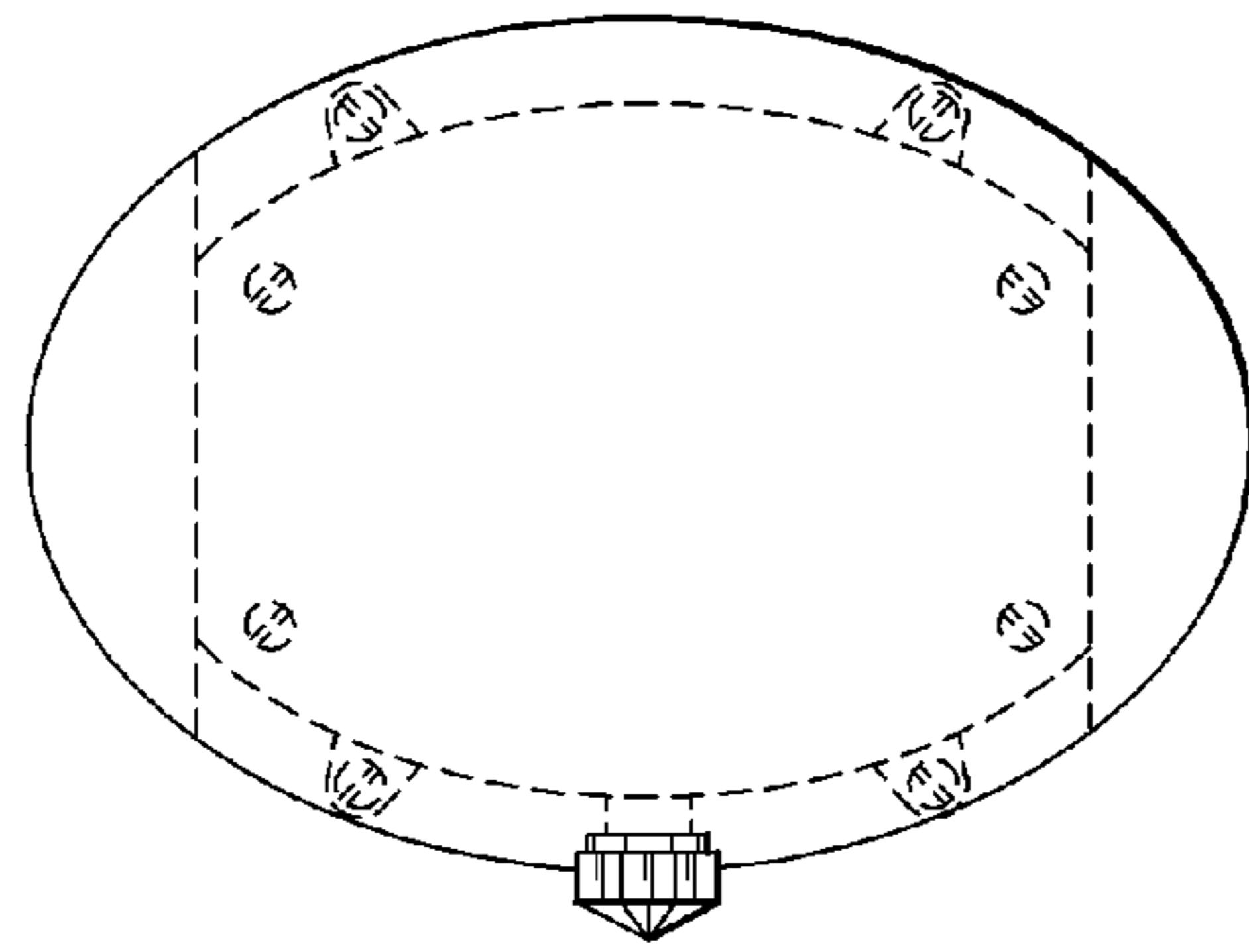


FIG. 3




FIG. 2

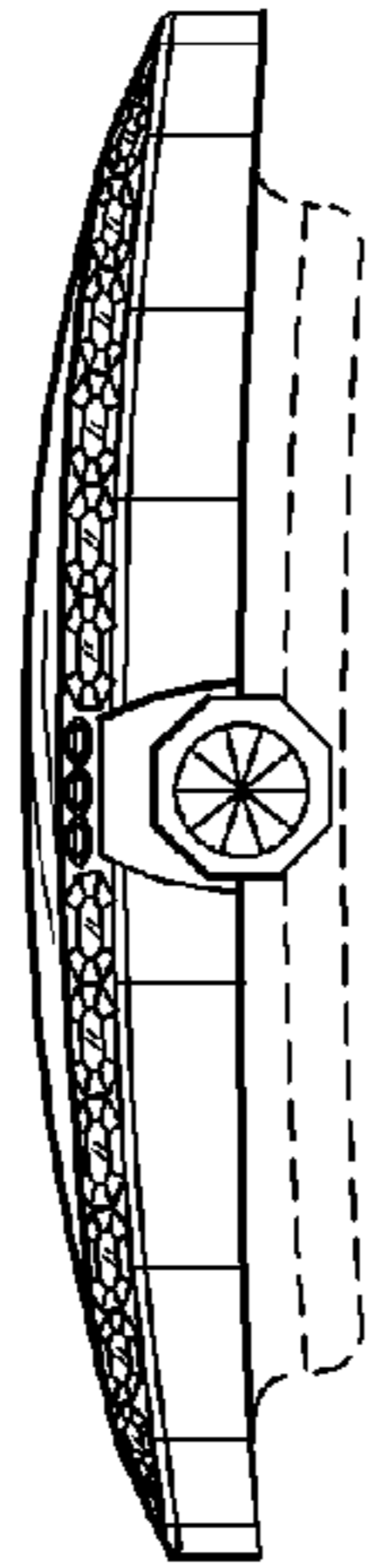


FIG. 4

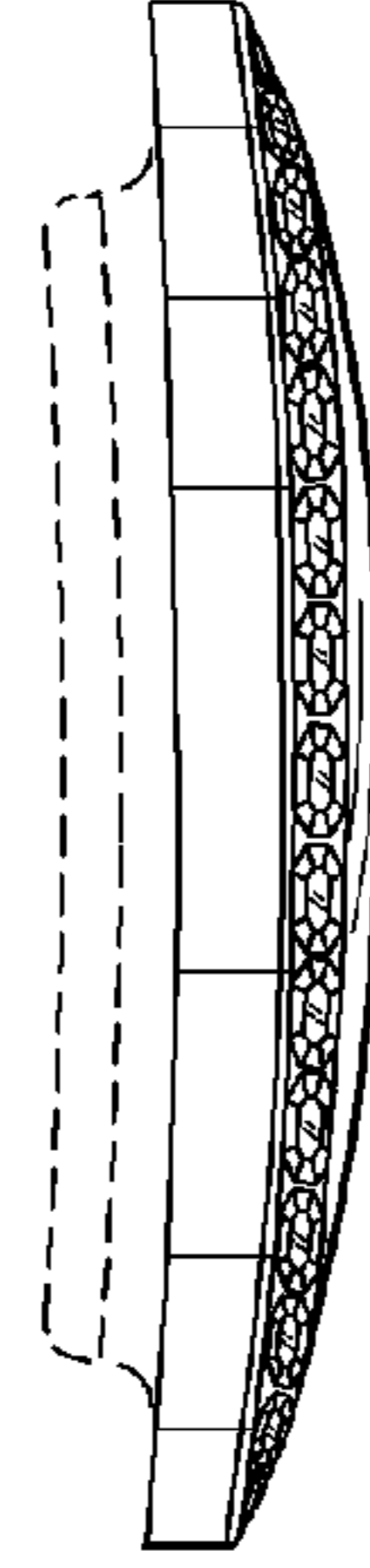


FIG. 5

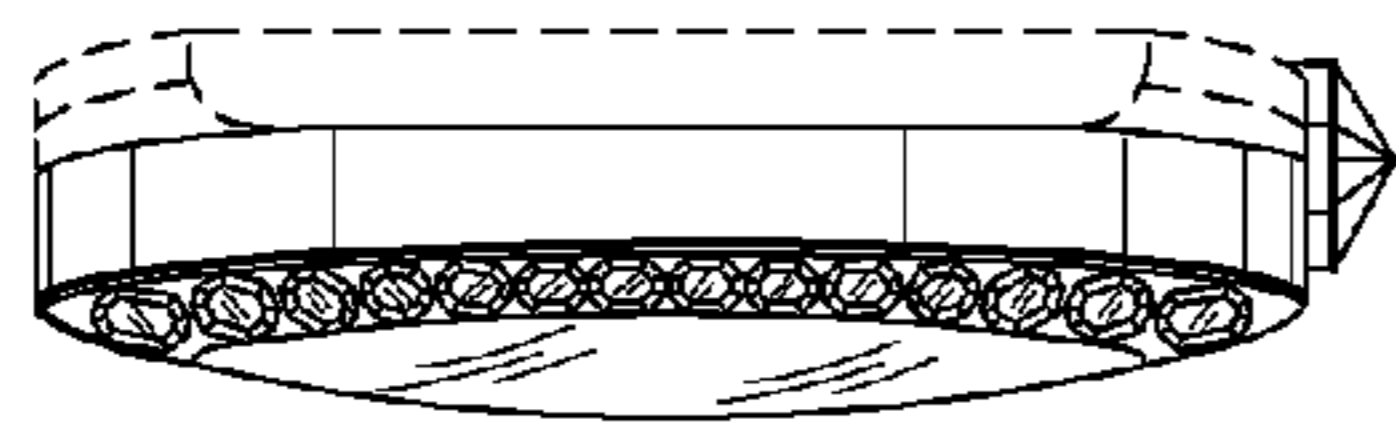


FIG. 6

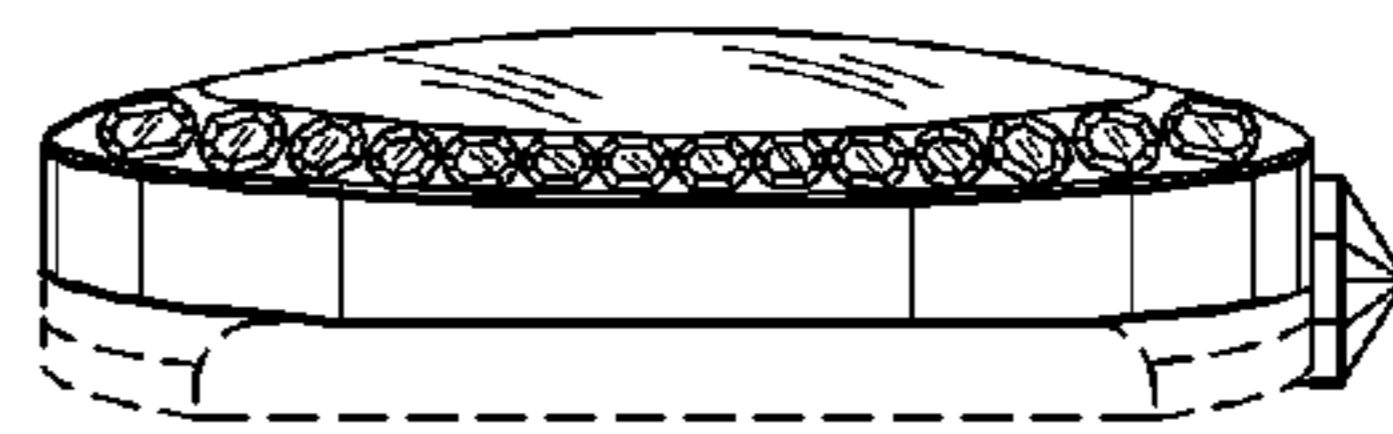


FIG. 7