



US00D642074S

(12) **United States Design Patent**
Chastaingt

(10) **Patent No.:** **US D642,074 S**

(45) **Date of Patent:** **** *Jul. 26, 2011**

(54) **BRACELET WATCH**

(75) Inventor: **Arnaud Chastaingt**, Paris (FR)

(73) Assignee: **Cartier Creation Studio SA**, Geneva (CH)

(**) Term: **14 Years**

(21) Appl. No.: **29/337,709**

(22) Filed: **May 28, 2009**

(30) **Foreign Application Priority Data**

Nov. 28, 2008 (WO) DM/071 133

(51) **LOC (9) Cl.** **10-02**

(52) **U.S. Cl.** **D10/32**

(58) **Field of Classification Search** D10/30-39;
368/276, 281, 282, 285, 308, 319, 80; D11/3,
D11/4, 12

See application file for complete search history.

(56) **References Cited**

U.S. PATENT DOCUMENTS

2,472,351	A *	6/1949	Tyler	368/282
D281,957	S *	12/1985	Bulgari	D11/3
D365,285	S *	12/1995	Nanayakkara	D10/31
D413,070	S *	8/1999	Charriol	D10/30
D413,819	S *	9/1999	Voegeli	D10/32
D423,950	S *	5/2000	Bulgari	D10/32
D452,174	S *	12/2001	Giardiello	D10/32
D455,081	S *	4/2002	Bach et al.	D10/32
D456,726	S *	5/2002	Finazzi	D10/39
D465,422	S *	11/2002	Mantovani	D10/30
D473,478	S *	4/2003	d'Origny	D10/39
D507,974	S *	8/2005	Strasser	D10/30
D558,608	S *	1/2008	Iff	D10/32

D567,112	S *	4/2008	Giannini	D10/31
D567,678	S *	4/2008	Iff	D10/39
D570,712	S *	6/2008	Cattin	D10/32
D585,307	S *	1/2009	Modolo	D10/32
D591,176	S *	4/2009	Monachon	D10/32
D592,980	S *	5/2009	Laucella	D10/39
D593,878	S *	6/2009	Jorst et al.	D10/32

OTHER PUBLICATIONS

Wristwatches, A Connoisseur's Guide, Frank Edwards, Copyright 1997, Quintet Publishing Ltd., p. 51, Cartier "Baignoire" wrist-watch.*

* cited by examiner

Primary Examiner — Lucy Lieberman

(74) *Attorney, Agent, or Firm* — Kalow & Springut, LLP; Shadaia M. Gooden, Esq.

(57) **CLAIM**

The ornamental design for a bracelet watch, as shown and described.

DESCRIPTION

FIG. 1 is a front perspective view of the bracelet watch.

FIG. 2 is a front view of the bracelet watch.

FIG. 3 is a rear view of the bracelet watch.

FIG. 4 is a left side view of the bracelet watch.


FIG. 5 is a right side view of the bracelet watch.

FIG. 6 is a top view of the bracelet watch; and,

FIG. 7 is a bottom view of the bracelet watch.

The broken lines are for illustrative purposes only and neither they nor the portions of the figures enclosed by them form part of the claimed design.

1 Claim, 4 Drawing Sheets






FIG. 1

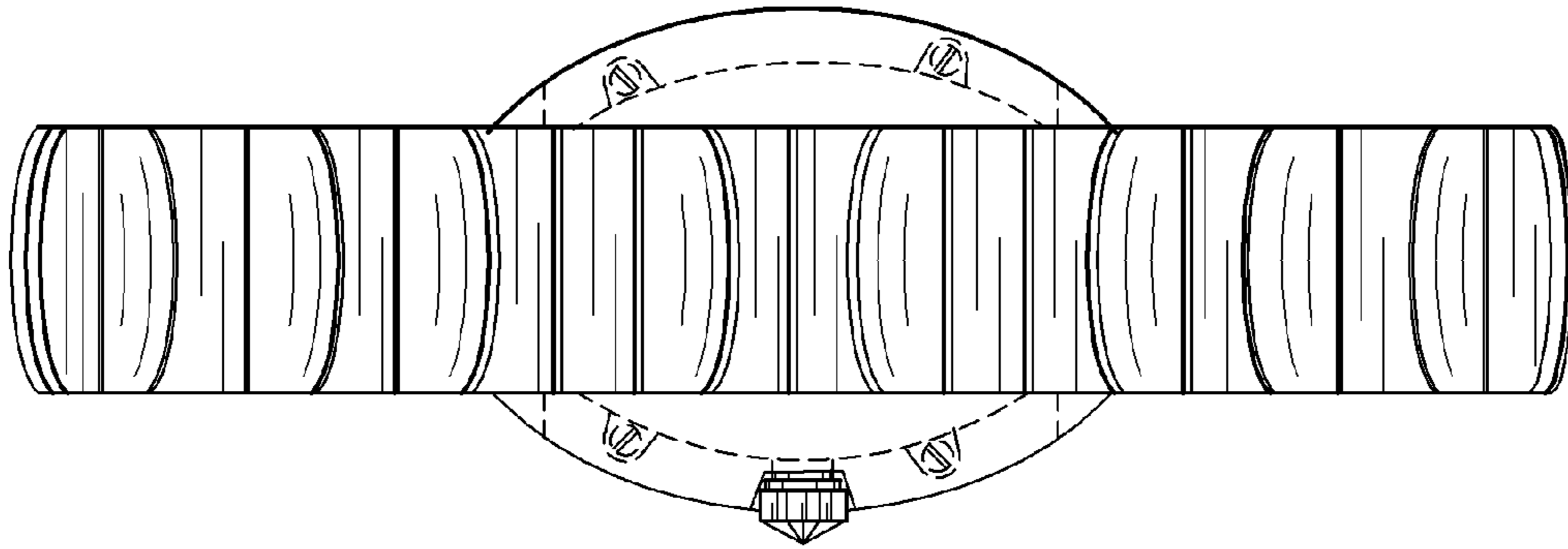


FIG. 3

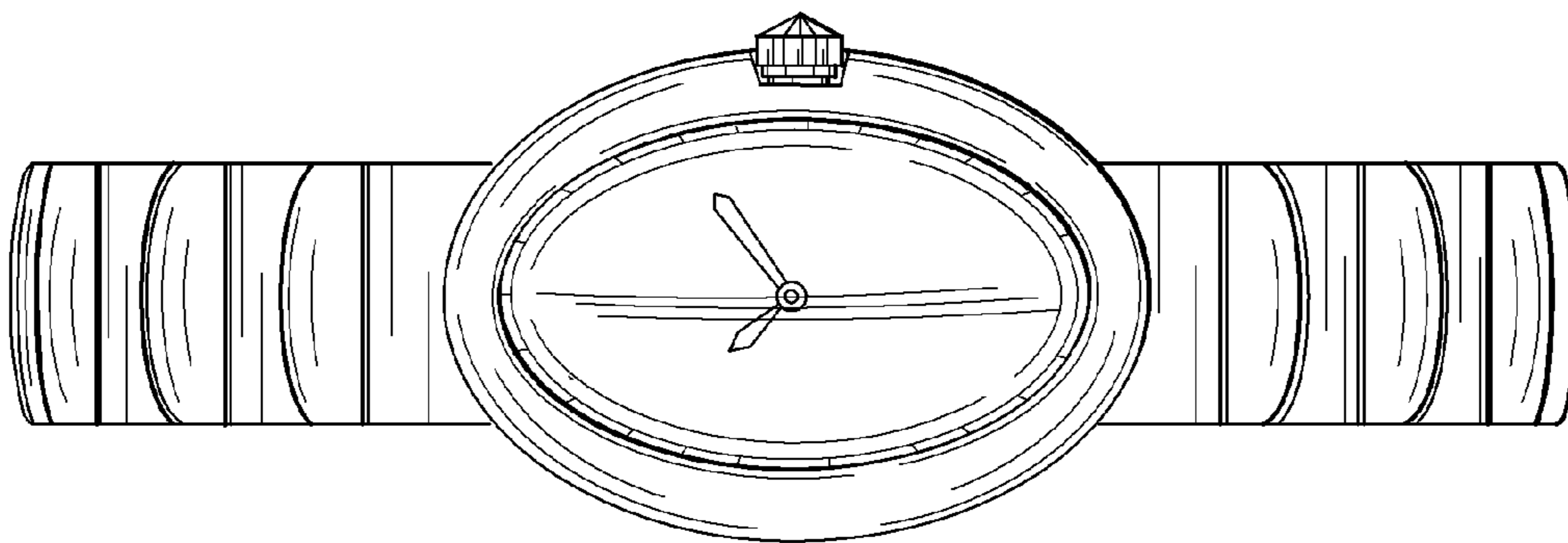


FIG. 2

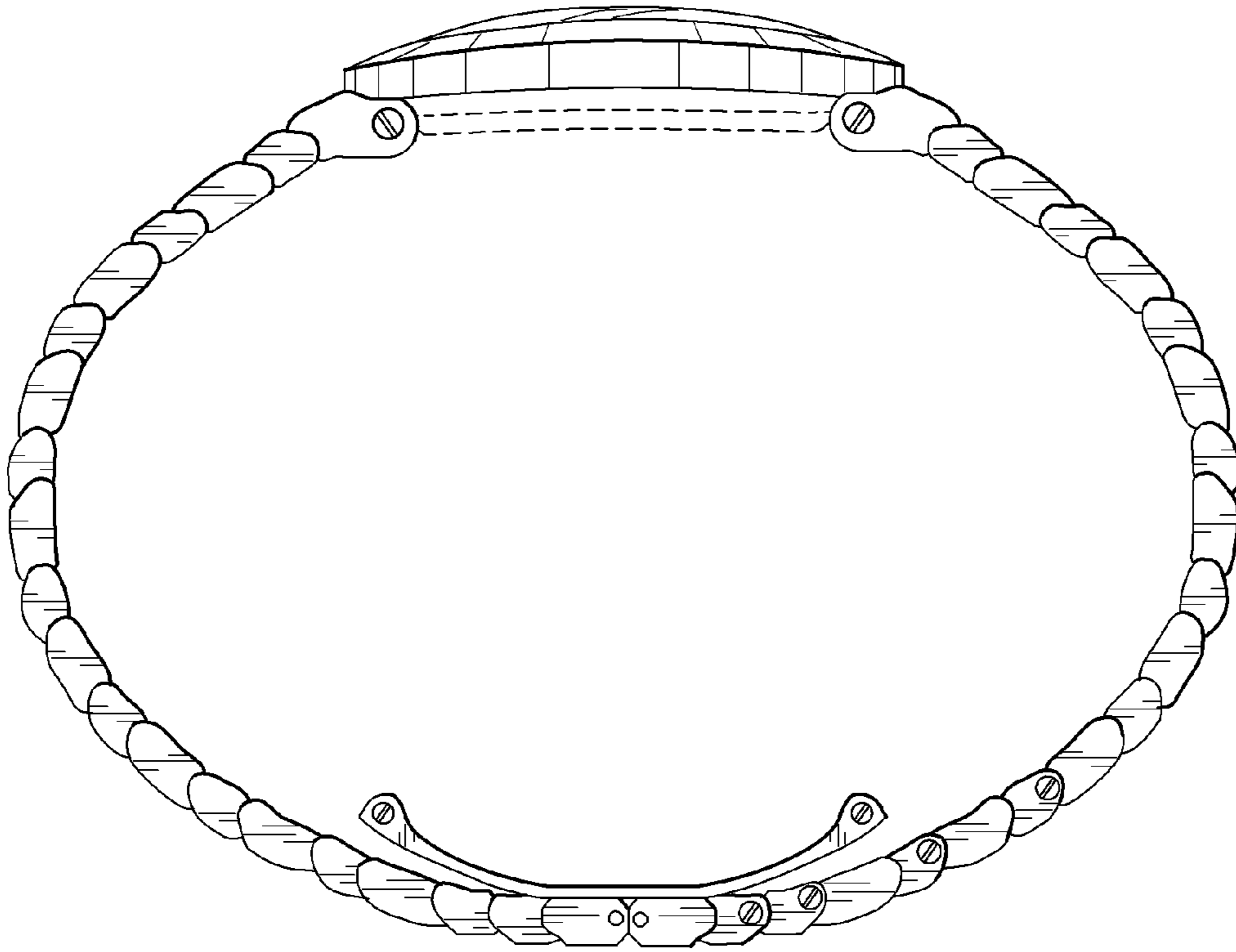


FIG. 5

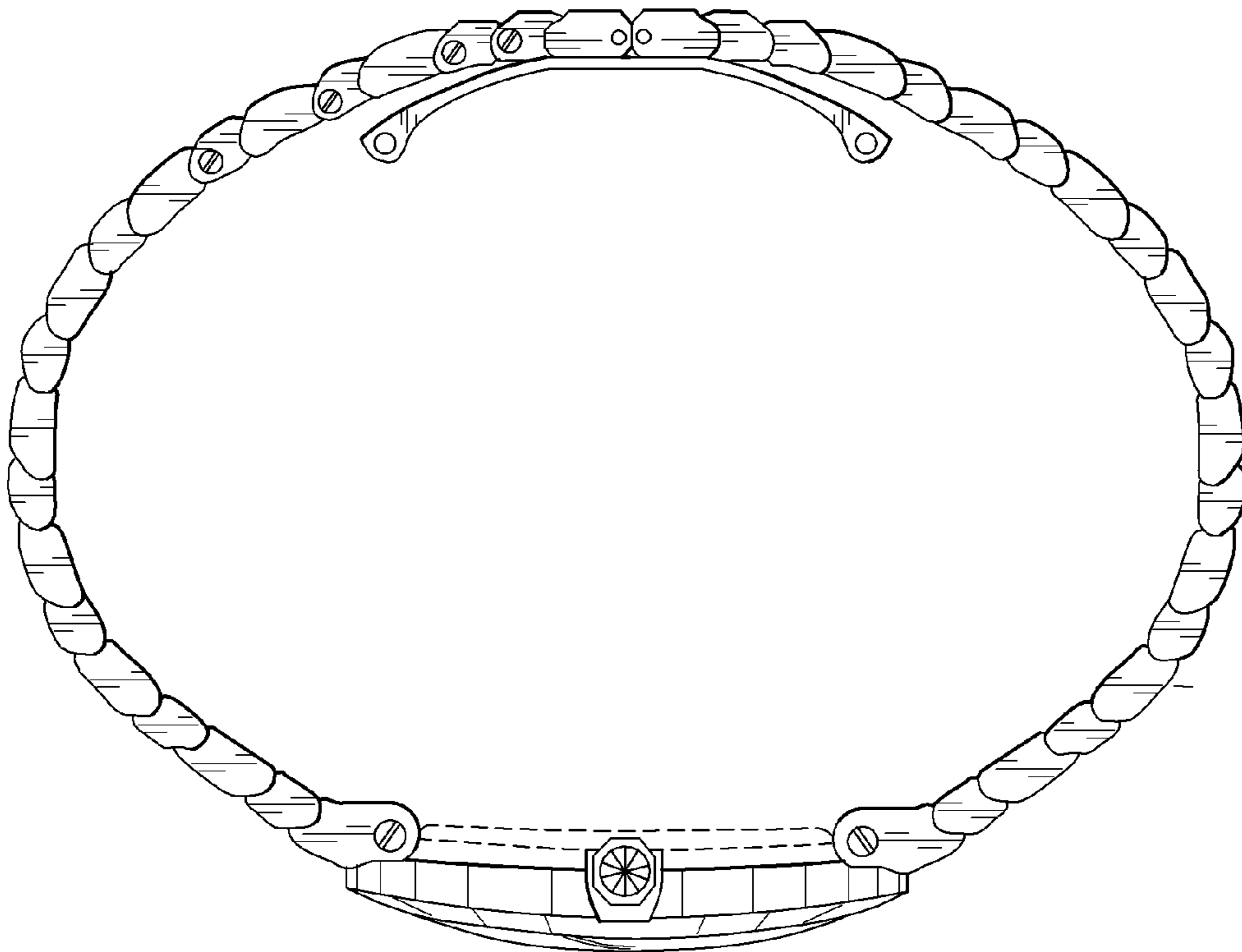


FIG. 4

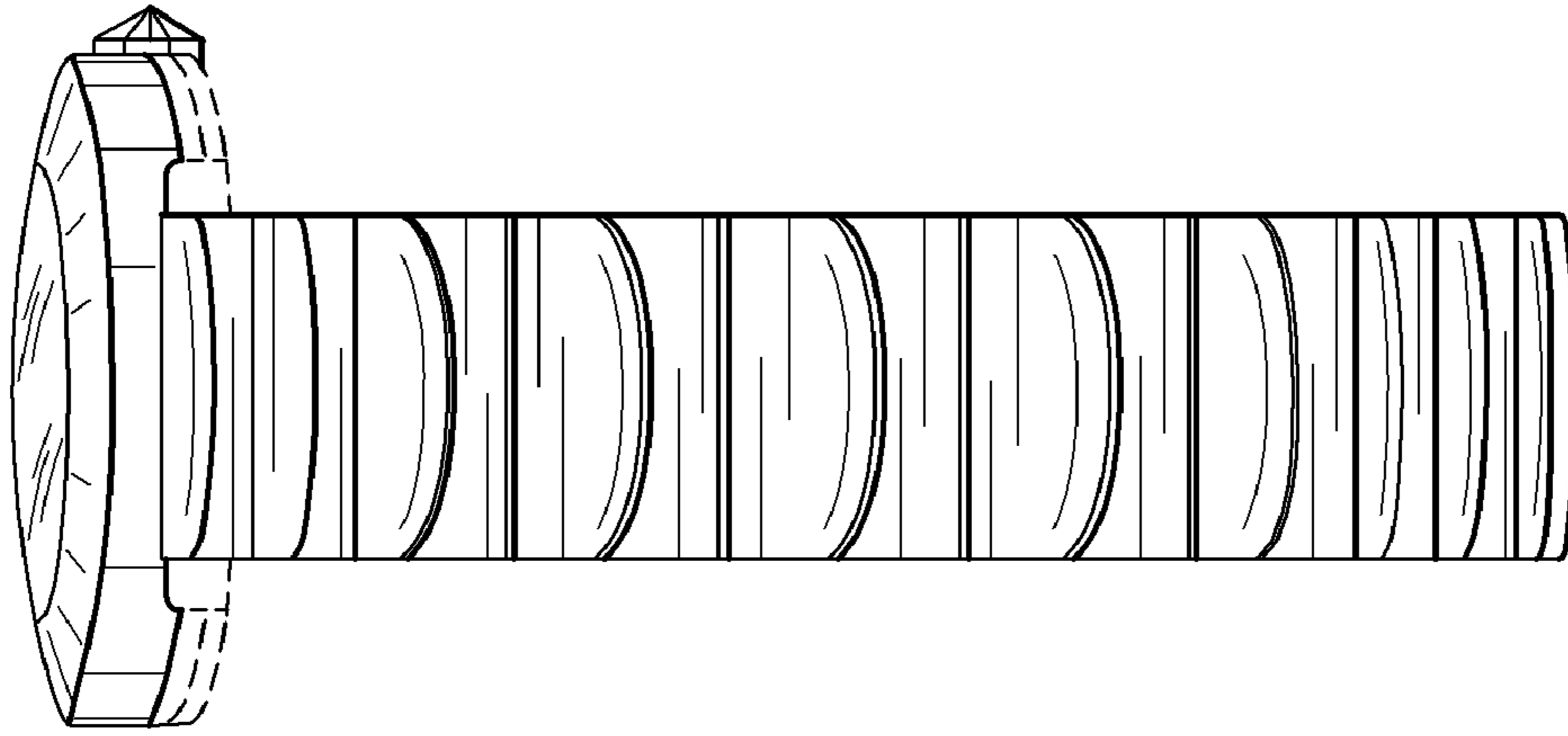


FIG. 7

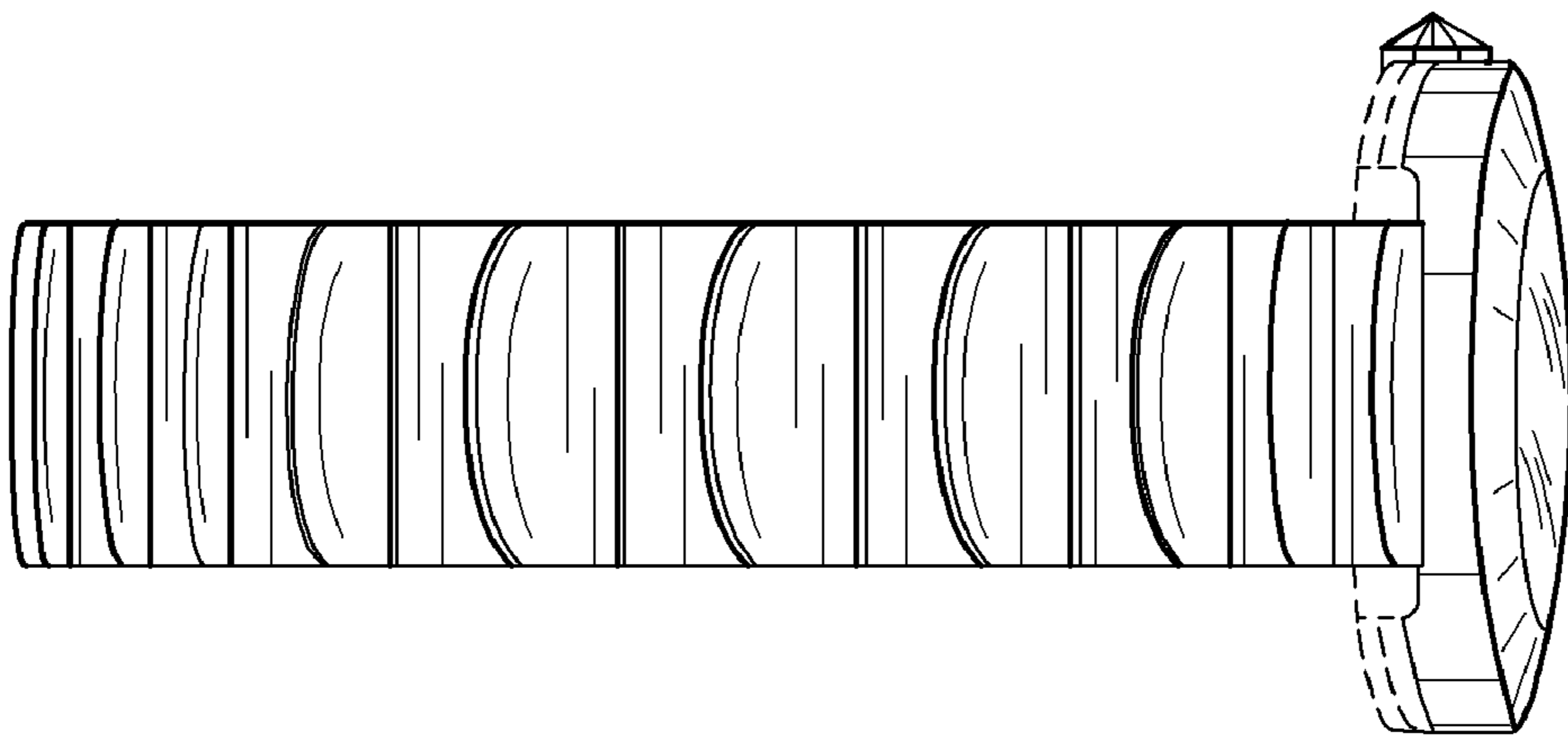


FIG. 6