



US00D642068S

(12) **United States Design Patent**  
**Milewski et al.**

(10) **Patent No.:** **US D642,068 S**  
(45) **Date of Patent:** **\*\* Jul. 26, 2011**

(54) **CAPSULE FOR A FLAVORING SUBSTANCE**

(75) Inventors: **Thomas Milewski**, Halstenbek (DE);  
**Heiko Tullney**, Hamburg (DE)

(73) Assignee: **Brita GmbH**, Taunusstein (DE)

(\*\*) Term: **14 Years**

(21) Appl. No.: **29/372,431**

(22) Filed: **Nov. 18, 2010**

(30) **Foreign Application Priority Data**

May 19, 2010 (DE) ..... 40 2010 002 779

(51) **LOC (9) Cl.** ..... **09-03**

(52) **U.S. Cl.** ..... **D9/696**

(58) **Field of Classification Search** ..... D9/416-418,  
D9/426, 428, 424, 429, 430-433, 702, 707,  
D9/519, 713, 695-699; D24/104, 176; 510/194,  
510/221, 224; 426/77, 112, 115; 210/323;  
424/451, 456; 206/528, 532, 530; D28/73,  
D28/91, 76, 91.1; D7/399-401, 213, 602,  
D7/608; 99/289 R, 323.3; 215/381-384,  
215/400, 379; 220/890, 906, 669, 675  
See application file for complete search history.

(56) **References Cited**

**U.S. PATENT DOCUMENTS**

D248,373 S \* 7/1978 Allen ..... D9/503  
D393,421 S \* 4/1998 Kovens ..... D9/428

D436,532 S \* 1/2001 Richardson ..... D9/428  
D443,505 S \* 6/2001 Finocchiaro et al. .... D9/696  
D445,673 S \* 7/2001 Richardson ..... D9/710  
D478,813 S \* 8/2003 Beene ..... D9/519  
D513,152 S \* 12/2005 Cahen ..... D7/400  
D520,185 S \* 5/2006 Zeng et al. .... D28/8.1  
D539,643 S \* 4/2007 Abel ..... D9/424  
D567,021 S \* 4/2008 Bach et al. .... D7/400

\* cited by examiner

*Primary Examiner* — Ian Simmons

*Assistant Examiner* — Abraham Bahta

(74) *Attorney, Agent, or Firm* — Hudak, Shunk & Farine Co.  
LPA

(57) **CLAIM**

The ornamental design for a “capsule for a flavoring substance,” as shown and described.

**DESCRIPTION**

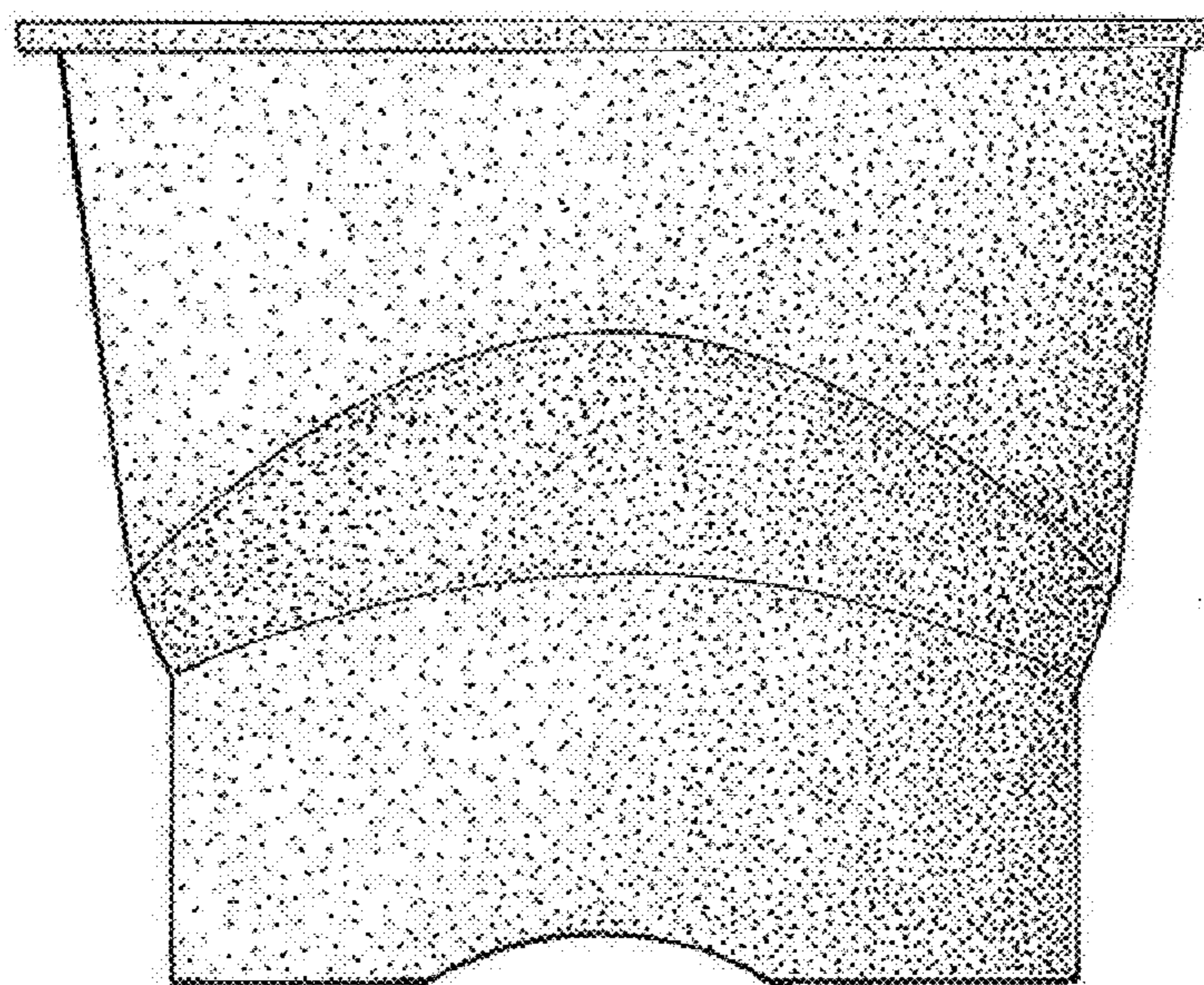
FIG. 1 is a front view of a capsule for a flavoring substance showing our new design, wherein the rear view is a mirror image thereof;

FIG. 2 is a right side view as taken from FIG. 1, wherein the left side view is a mirror image of the right side view;

FIG. 3 is a top view of the capsule including a protective foil; and,

FIG. 4 is bottom view of the capsule, wherein the dot-dash-dot line forms a boundary of the claimed design and the dashed lines therewithin form no part of the claimed design.

**1 Claim, 1 Drawing Sheet**





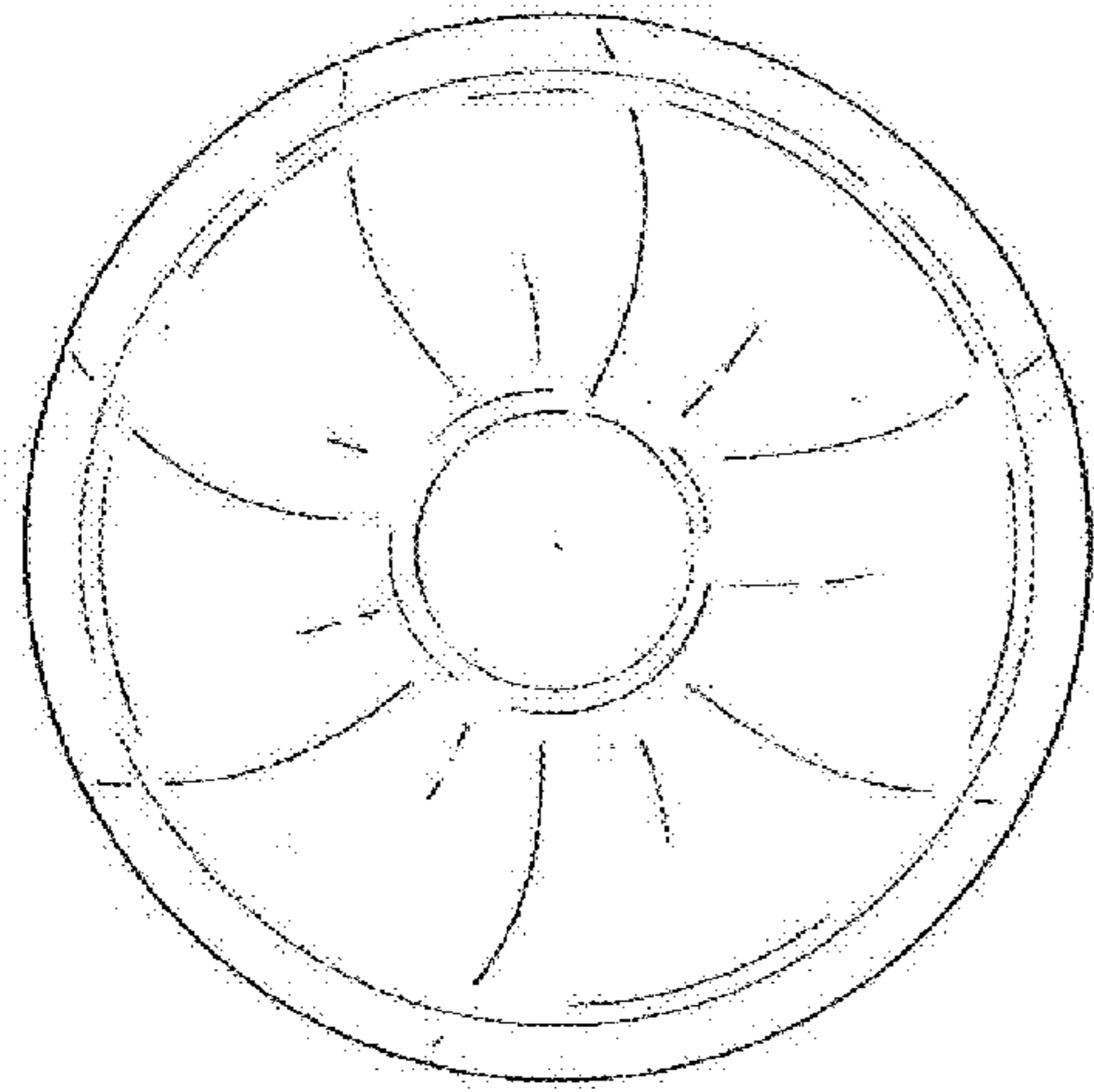


FIG. -3

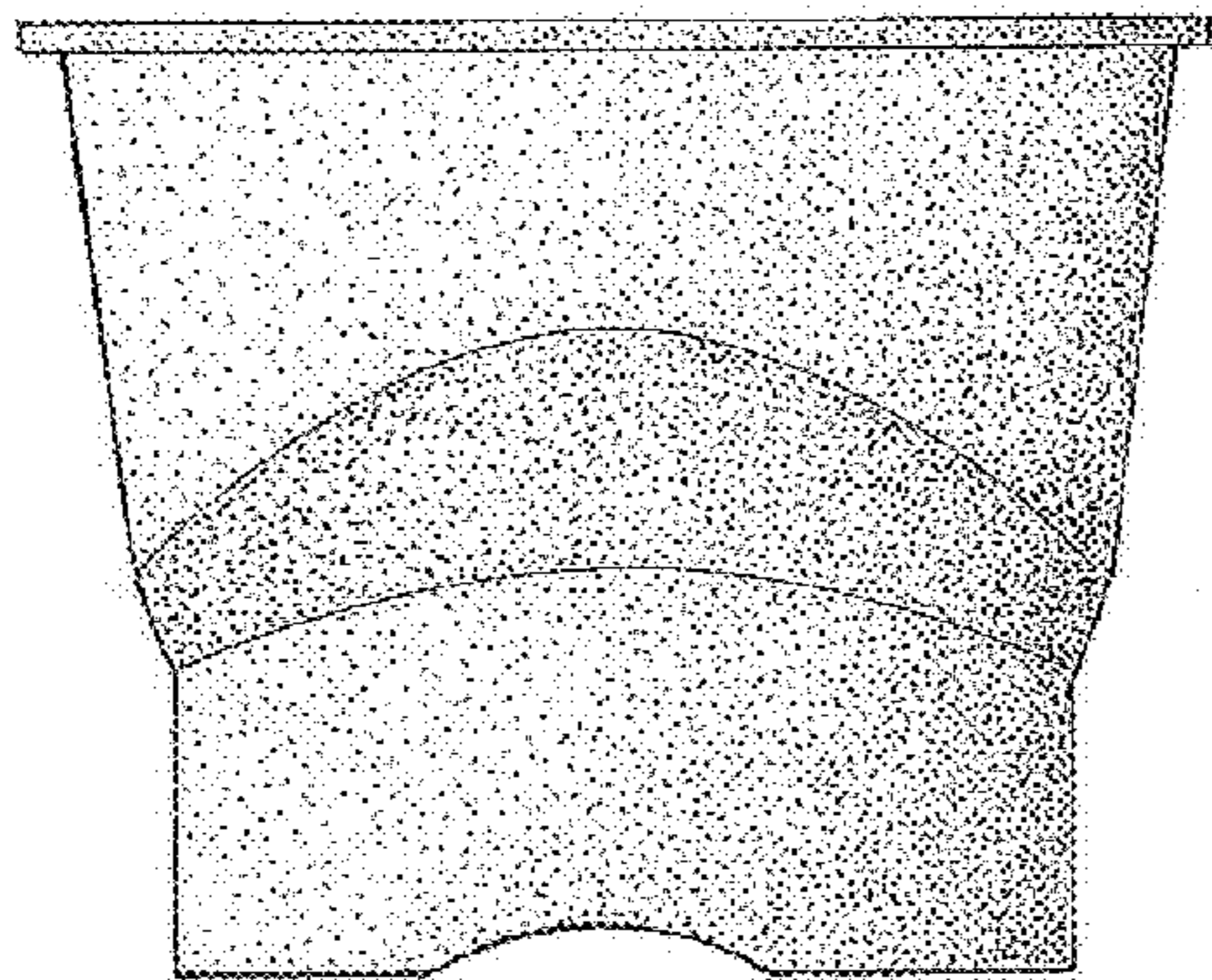


FIG. -1

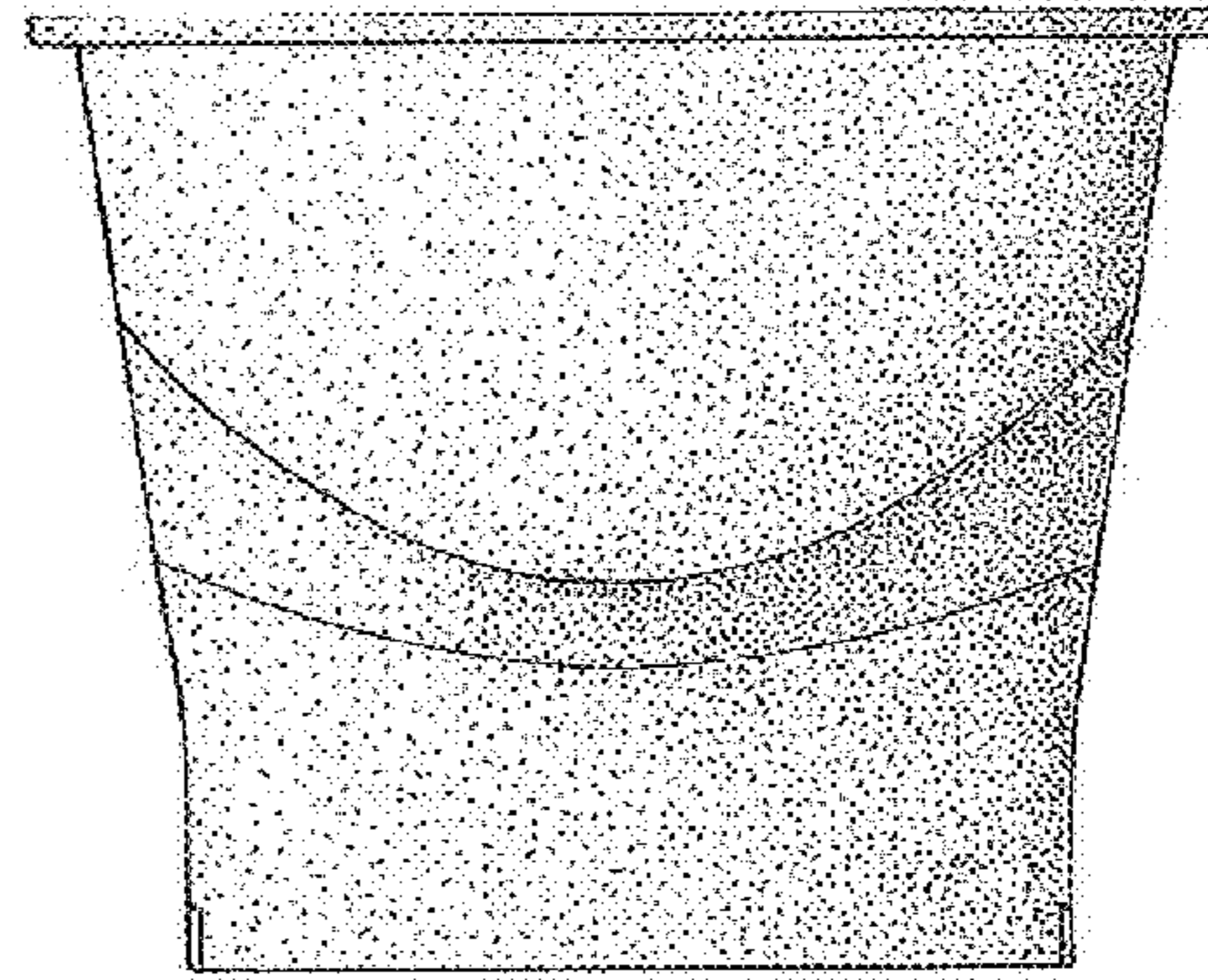


FIG. -2

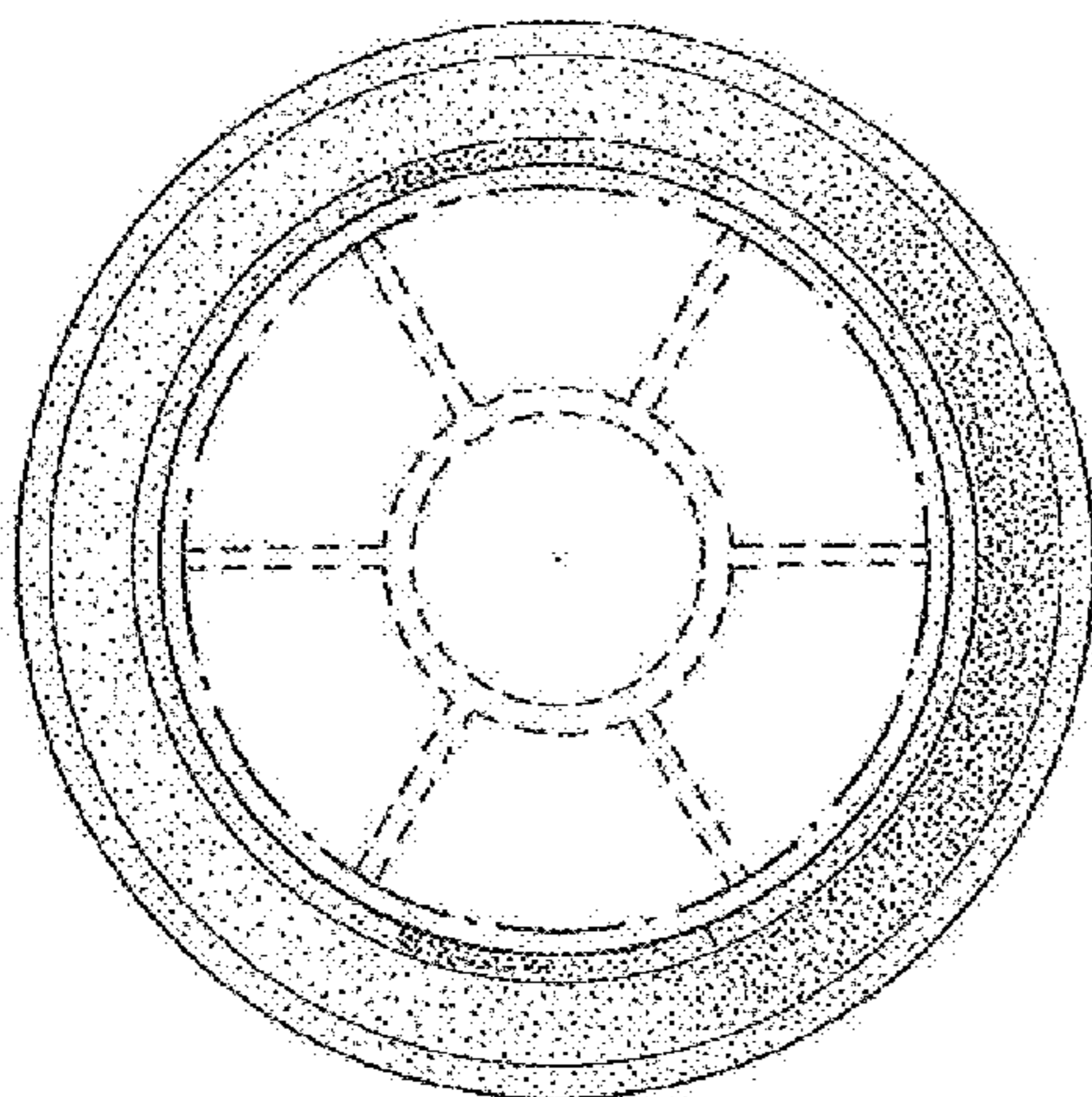


FIG. -4