



US00D642067S

(12) **United States Design Patent**  
**Azar**

(10) **Patent No.:** **US D642,067 S**

(45) **Date of Patent:** **\*\* Jul. 26, 2011**

(54) **CONTAINER**

(75) Inventor: **Isaac Azar**, Brooklyn, NY (US)

(73) Assignee: **Fantasia Accessories, Ltd.**, New York,  
NY (US)

(\*\*) Term: **14 Years**

(21) Appl. No.: **29/367,370**

(22) Filed: **Aug. 6, 2010**

(51) **LOC (9) Cl.** ..... **09-01**

(52) **U.S. Cl.** ..... **D9/668; D21/725**

(58) **Field of Classification Search** ..... **D3/270,**  
**D3/271.1, 271.9; D9/600, 632, 668, 434,**  
**D9/451; 206/457, 527; 215/400; 220/890;**  
**D7/514-515, 619.2, 628, 392.1, 900-901;**  
**D21/725**

See application file for complete search history.

(56) **References Cited**

U.S. PATENT DOCUMENTS

D267,854 S *	2/1983	Witt, Jr. ....	D9/668
D391,478 S *	3/1998	D'Arrigo ....	D9/668
D419,378 S *	1/2000	Madden ....	D7/515
D421,567 S *	3/2000	Caporella et al. ....	D9/668
D451,010 S *	11/2001	Davis ....	D9/668
D476,054 S *	6/2003	Palmisciano, Jr. ....	D21/793

\* cited by examiner

*Primary Examiner* — Sandra Morris

(74) *Attorney, Agent, or Firm* — Ladas & Parry LLP

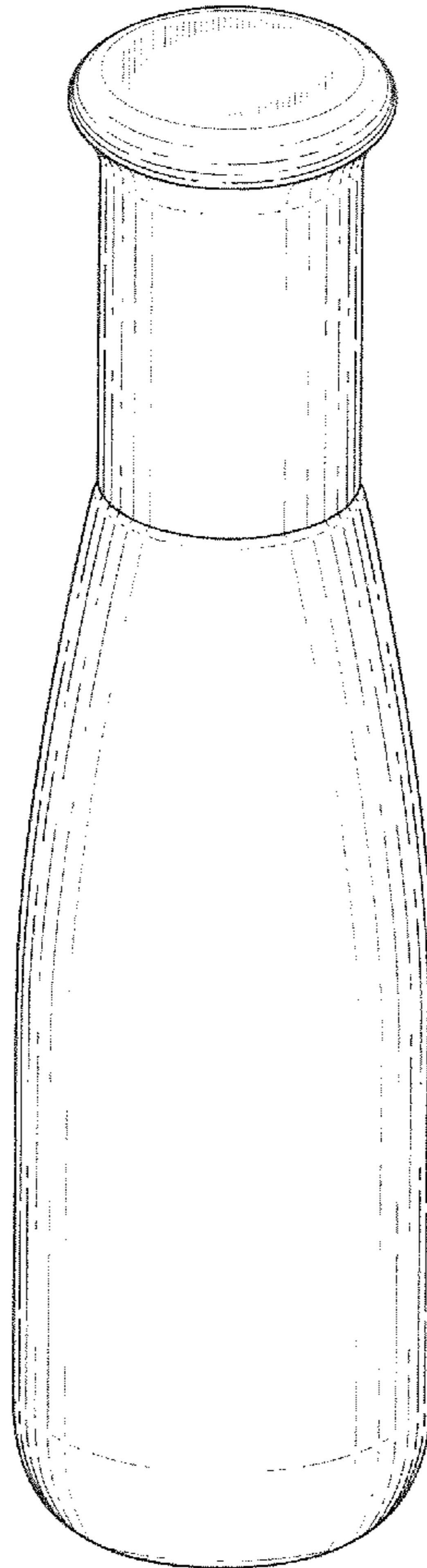
(57) **CLAIM**

The ornamental design for a container, as shown and described.

**DESCRIPTION**

FIG. 1 is a perspective view of a container showing my new design;  
FIG. 2 is a front elevation view thereof, the rear elevation view being a mirror image thereof, and the container being symmetrical about its vertical center line;  
FIG. 3 is a top plan view thereof; and,  
FIG. 4 is a bottom plan view thereof.

**1 Claim, 3 Drawing Sheets**



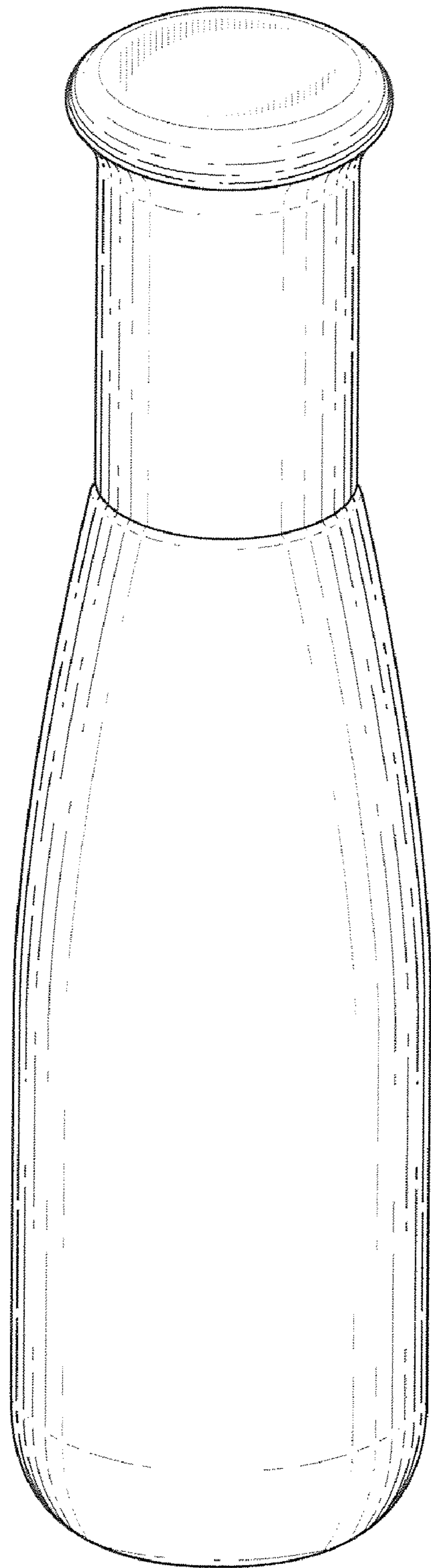


FIG. 1

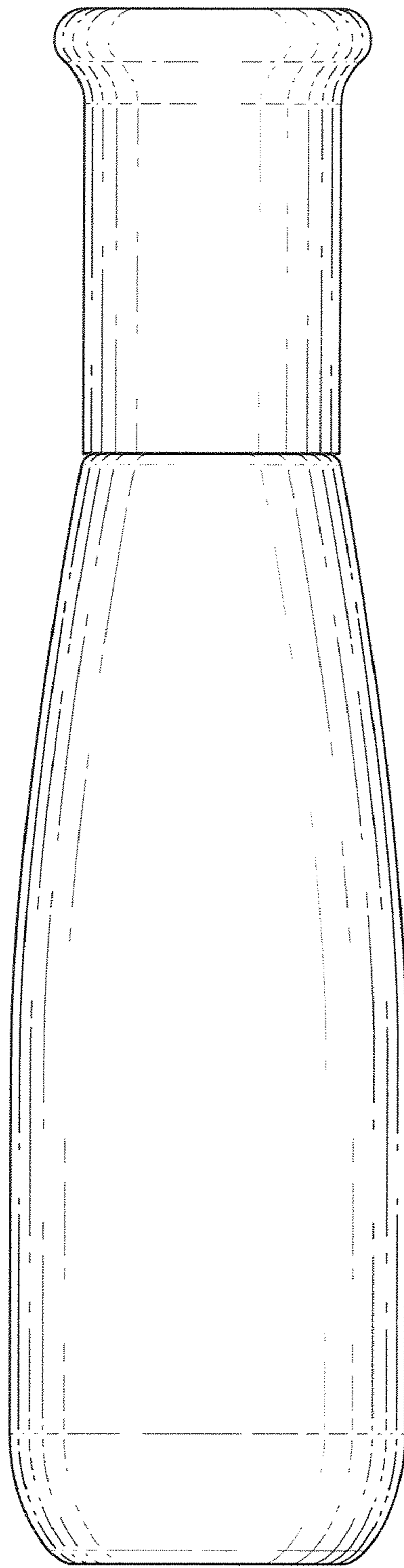


FIG. 2

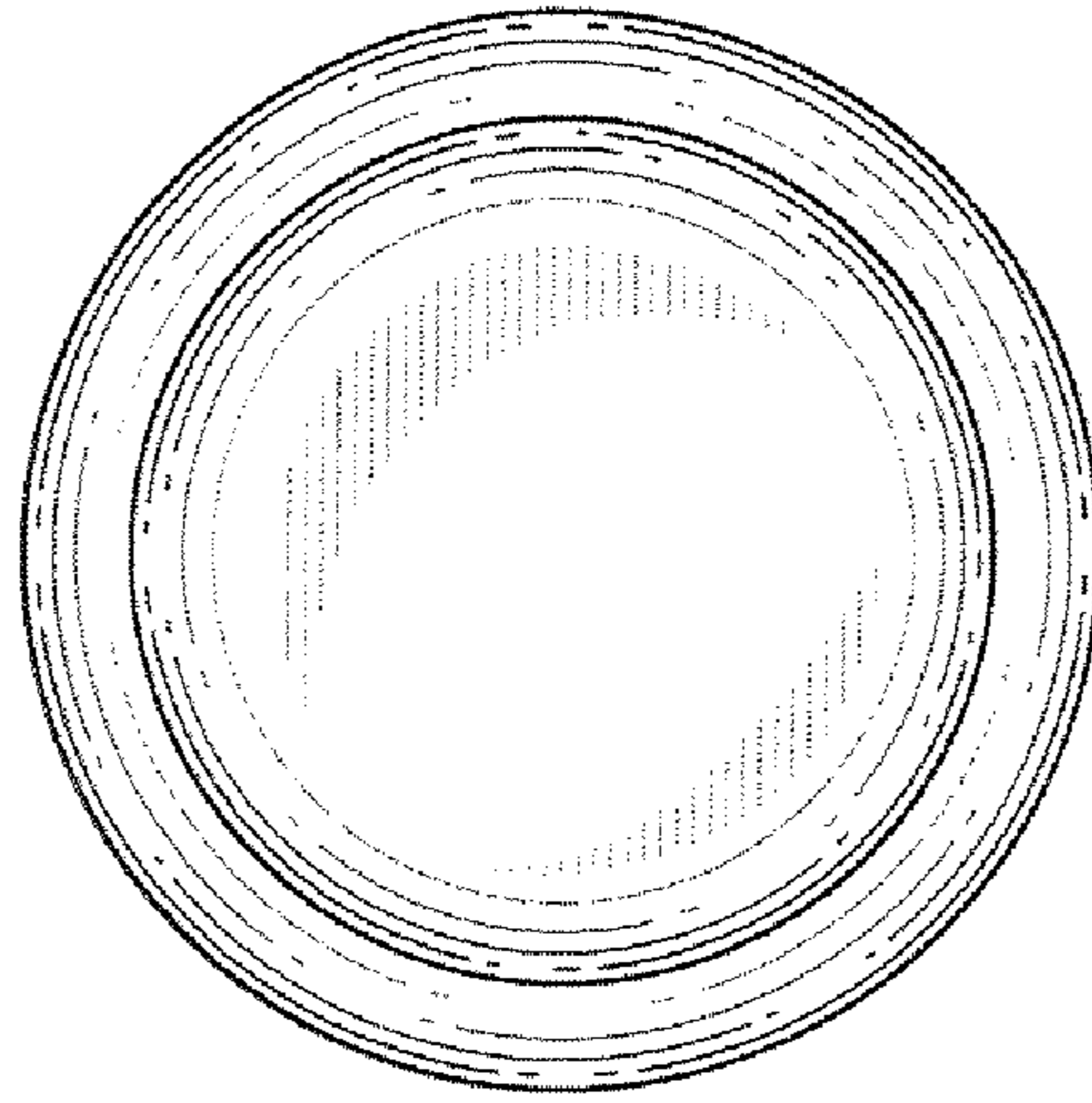


FIG. 3

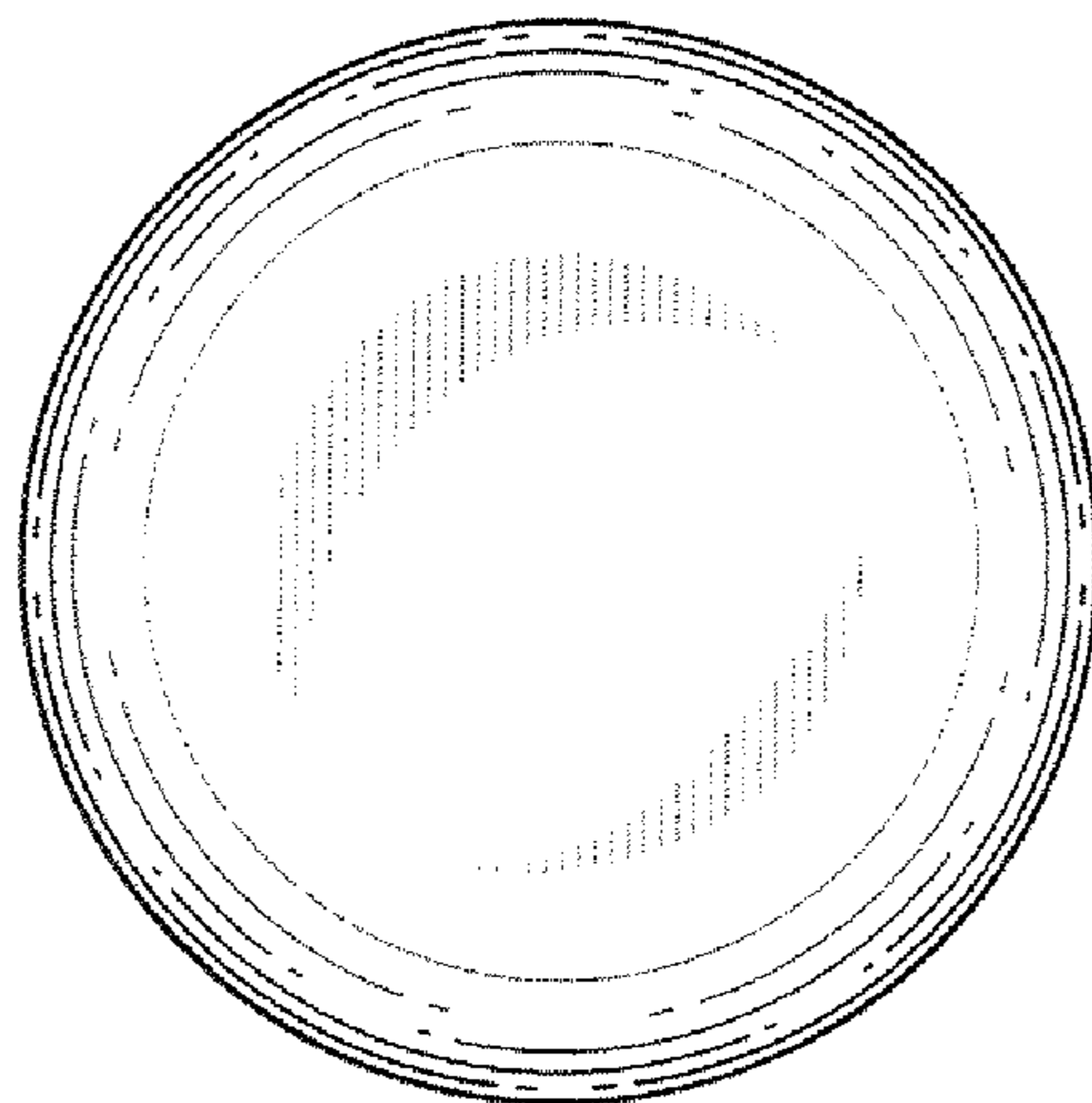


FIG. 4