



US00D642058S

(12) **United States Design Patent**  
**Runningen**

(10) **Patent No.:** **US D642,058 S**

(45) **Date of Patent:** **\*\* \*Jul. 26, 2011**

(54) **BOTTLE**

(75) **Inventor:** **Ellen Marie Tomtum Runningen,**  
Nybro (SE)

(73) **Assignee:** **Runa Vodka AB,** Flen (SE)

(\*\*) **Term:** **14 Years**

(21) **Appl. No.:** **29/340,092**

(22) **Filed:** **Jul. 14, 2009**

(30) **Foreign Application Priority Data**

Jan. 14, 2009 (SE) ..... 2009/0017

(51) **LOC (9) Cl.** ..... **09-01**

(52) **U.S. Cl.** ..... **D9/500; D9/539**

(58) **Field of Classification Search** ..... D9/500,  
D9/505, 516, 520, 522, 537, 539, 544, 545,  
D9/546, 549, 558, 571, 574; 215/381-385,  
215/379; 220/600, 602, 660, 662, 665, 669

See application file for complete search history.

(56) **References Cited**

**U.S. PATENT DOCUMENTS**

D29,493 S *	10/1898	Burnett	.....	D9/500
D73,866 S *	11/1927	Puhl	.....	D9/542
D117,305 S *	10/1939	Paris	.....	D9/558
D119,386 S *	3/1940	Grunberg	.....	D9/539
D132,128 S *	4/1942	Lundy	.....	D9/500

D225,973 S *	1/1973	Setrakien	.....	D9/500
D233,316 S *	10/1974	Brunel	.....	D9/522
D259,920 S *	7/1981	Honeos	.....	D9/500
D287,936 S *	1/1987	Mills et al.	.....	D9/522
D350,901 S *	9/1994	Pellew-Harvey	.....	D9/553
D357,189 S *	4/1995	Daucourt	.....	D9/545
D384,887 S *	10/1997	Rafflin	.....	D9/500
D427,513 S *	7/2000	Boisset	.....	D9/658
D469,017 S *	1/2003	Mauro	.....	D9/522
D481,308 S *	10/2003	Poujol	.....	D9/632
D550,080 S *	9/2007	Rica	.....	D9/500
D564,883 S *	3/2008	Rica	.....	D9/520
D568,165 S *	5/2008	Stewart et al.	.....	D9/545
D571,664 S *	6/2008	Feletto	.....	D9/505
D576,043 S *	9/2008	Rica	.....	D9/520
D594,331 S *	6/2009	Herb et al.	.....	D9/500
D594,748 S *	6/2009	Herb et al.	.....	D9/500

\* cited by examiner

*Primary Examiner* — Elizabeth J Oswecki

(74) *Attorney, Agent, or Firm* — WRB-IP LLP

(57) **CLAIM**

The ornamental design for a bottle, as shown and described.

**DESCRIPTION**

FIG. 1 is a front view of a bottle showing my new design;

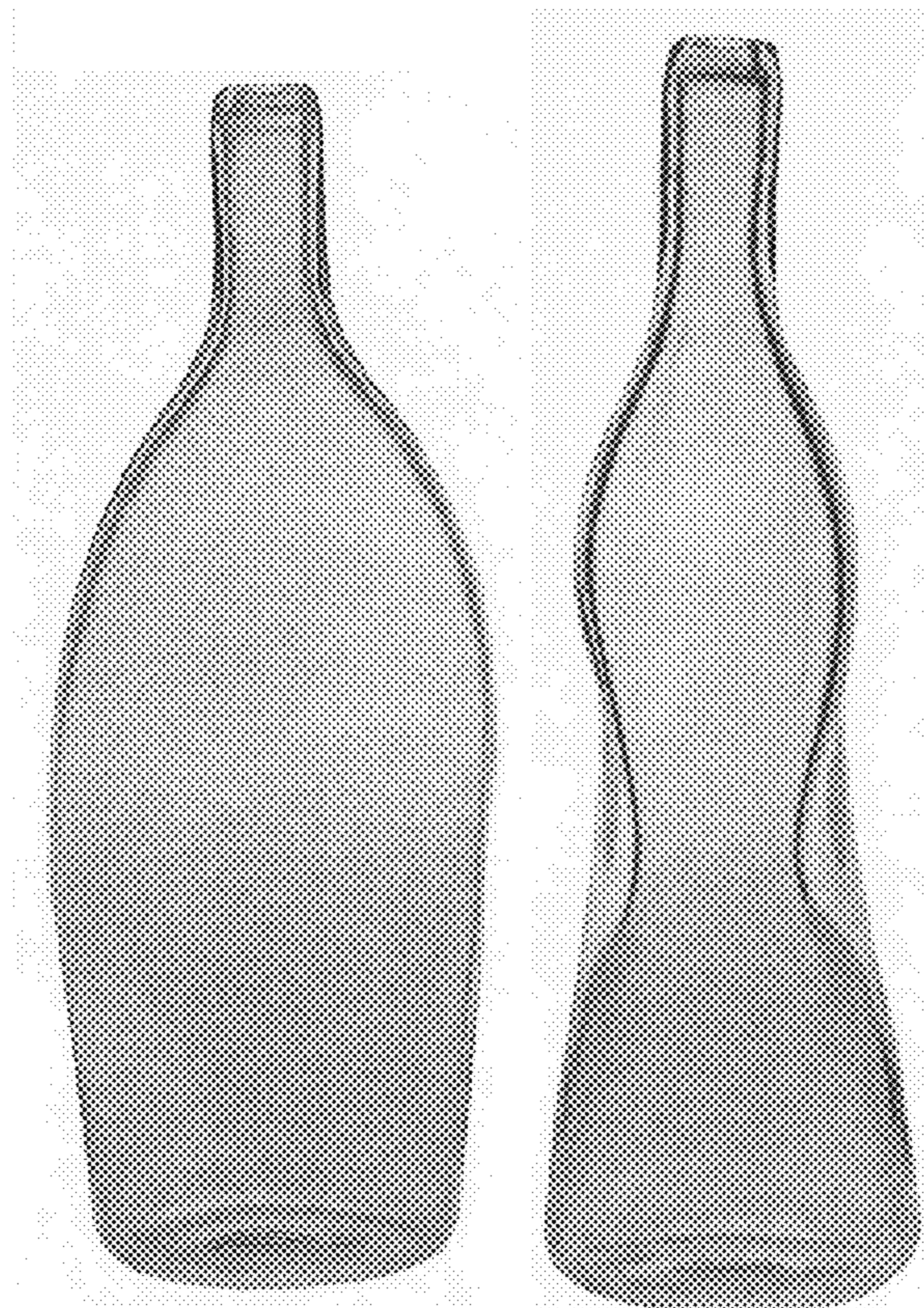
FIG. 2 is a rear view thereof;

FIG. 3 is a left side view thereof;

FIG. 4 is a right side view thereof; and,

FIG. 5 is a rear and left side perspective view thereof.

**1 Claim, 5 Drawing Sheets**






FIG. 1

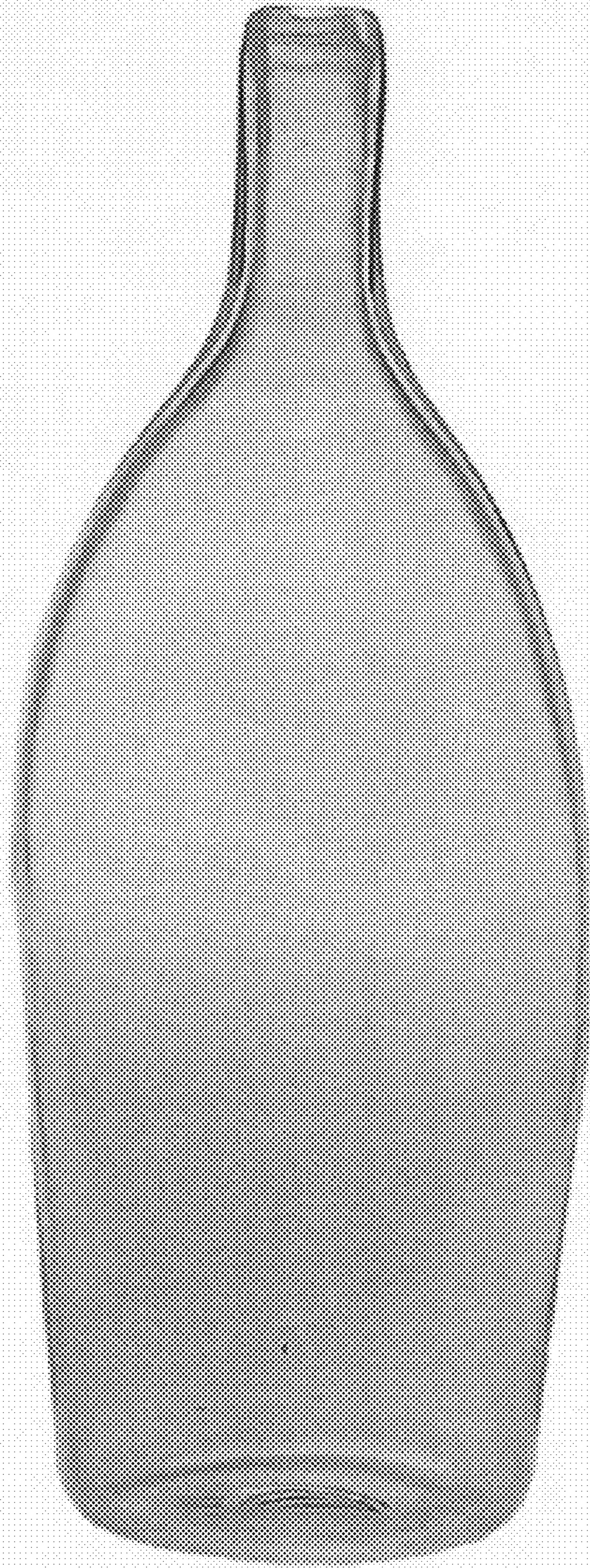


FIG. 2

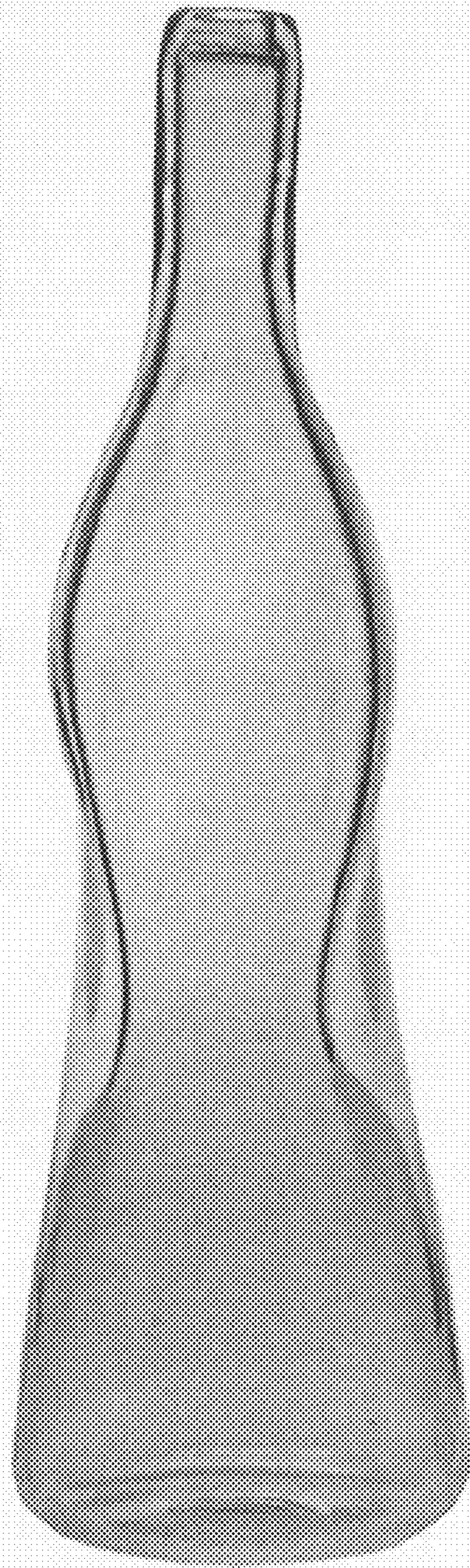


FIG. 3

