



US00D642051S

(12) **United States Design Patent**  
**Samartgis**

(10) **Patent No.:** **US D642,051 S**

(45) **Date of Patent:** **\*\* \*Jul. 26, 2011**

(54) **LID AND SEAL FOR CONTAINER**

(75) Inventor: **Jim Samartgis**, Melbourne (AU)

(73) Assignee: **The Decor Corporation Pty Ltd.**,  
Scoresby, Victoria (AU)

(\*) Notice: This patent is subject to a terminal disclaimer.

(\*\*) Term: **14 Years**

(21) Appl. No.: **29/353,533**

(22) Filed: **Jan. 11, 2010**

(30) **Foreign Application Priority Data**

Aug. 14, 2009 (AU) ..... 13093/2009

(51) **LOC (9) Cl.** ..... **09-07**

(52) **U.S. Cl.** ..... **D9/435**

(58) **Field of Classification Search** ..... D9/424,  
D9/425, 431, 432, 434, 435, 436, 438, 455,  
D9/456, 444, 445, 443; D7/392.1, 629, 391,  
D7/607, 608, 622, 624.2, 624.3; 220/780,  
220/256, 901, 802, 796, 784, 781; 215/352,  
215/328, 256, 253, 252, 243, 237, 228, 223

See application file for complete search history.

(56) **References Cited**

**U.S. PATENT DOCUMENTS**

D3,357 S *	2/1869	Pratt	.....	D9/434
D3,358 S *	2/1869	Pratt	.....	D9/434
D117,714 S *	11/1939	Guttman	.....	D9/455
D170,104 S *	7/1953	Zabel	.....	D9/443
3,384,263 A *	5/1968	Bernstein	.....	206/519
D220,448 S *	4/1971	Swett	.....	D7/629
D224,553 S *	8/1972	Swett	.....	D7/542

(Continued)

**OTHER PUBLICATIONS**

U.S. Appl. No. 29/353,513, Jim Samartgis.

(Continued)

*Primary Examiner* — Rob Spear

*Assistant Examiner* — Rashida C McCoy

(74) *Attorney, Agent, or Firm* — Cook Alex Ltd.

(57) **CLAIM**

The ornamental design for a lid and seal for container, as shown and described.

**DESCRIPTION**

FIG. 1 is a front perspective view, from above, of the claimed design;

FIG. 2 is a rear perspective view, from beneath, of the claimed design;

FIG. 3 is an exploded front perspective view, from above, of the claimed design, showing the Lid component and Seal component separated;

FIG. 4 is an exploded rear perspective view, from beneath, of the claimed design, showing the Lid component and Seal component separated;

FIG. 5 is a top plan view of the Lid component of the claimed design;

FIG. 6 is an underneath plan view of the Lid component of the claimed design;

FIG. 7 is a top plan view of the Seal component of the claimed design;

FIG. 8 is an underneath plan view of the Seal component of the claimed design;

FIG. 9 is a left or right side view of the Lid component of the claimed design. The left side view is the same as the right side view;

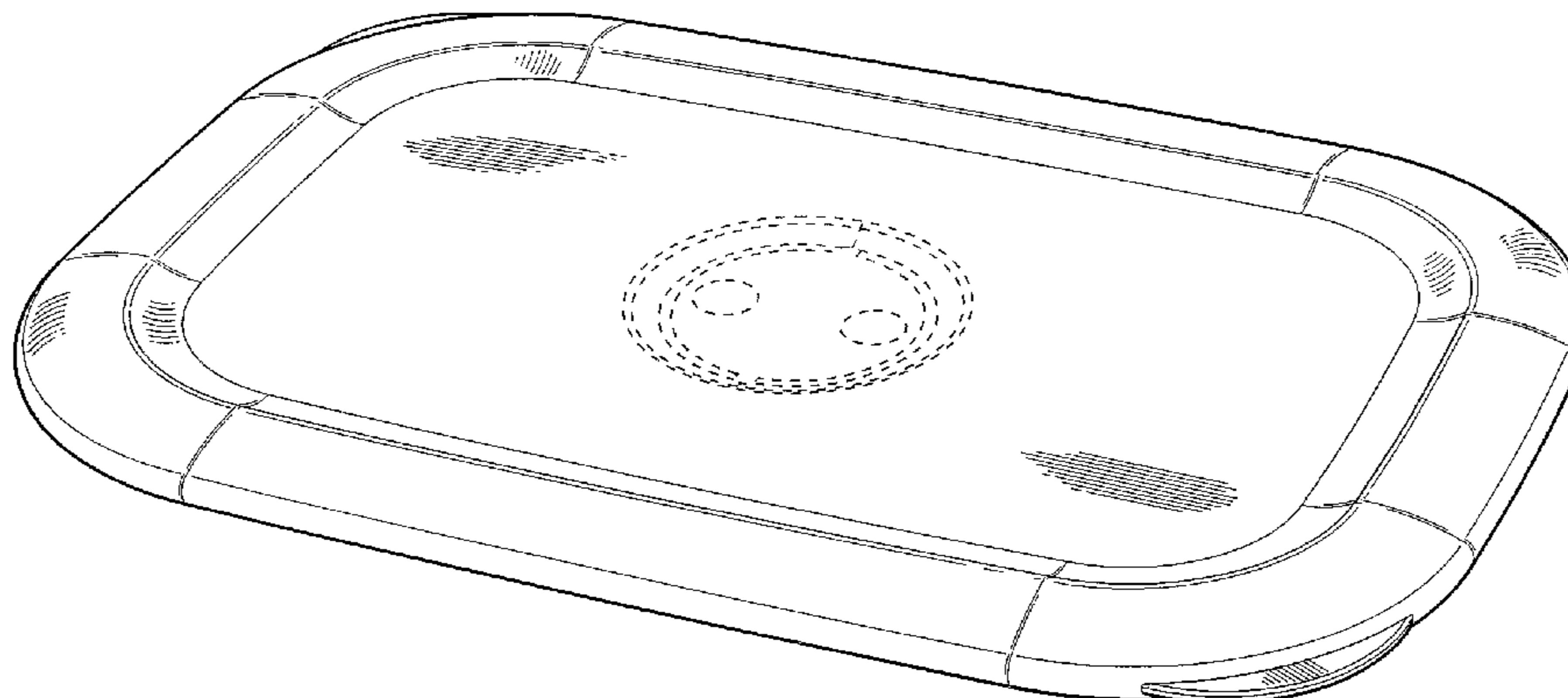
FIG. 10 is an end view of the Lid component of the claimed design. Both end views are the same;

FIG. 11 is a left or right side view of the Seal component of the claimed design. The left side view is the same as the right side view; and,

FIG. 12 is an end view of the Seal component of the claimed design. Both end views are the same.

The purpose of broken lines in the drawing is to illustrate an optional vent that forms no part of the design to be patented. The claimed design is the Lid and Seal, in combination.

**1 Claim, 9 Drawing Sheets**



# US D642,051 S

Page 2

## U.S. PATENT DOCUMENTS

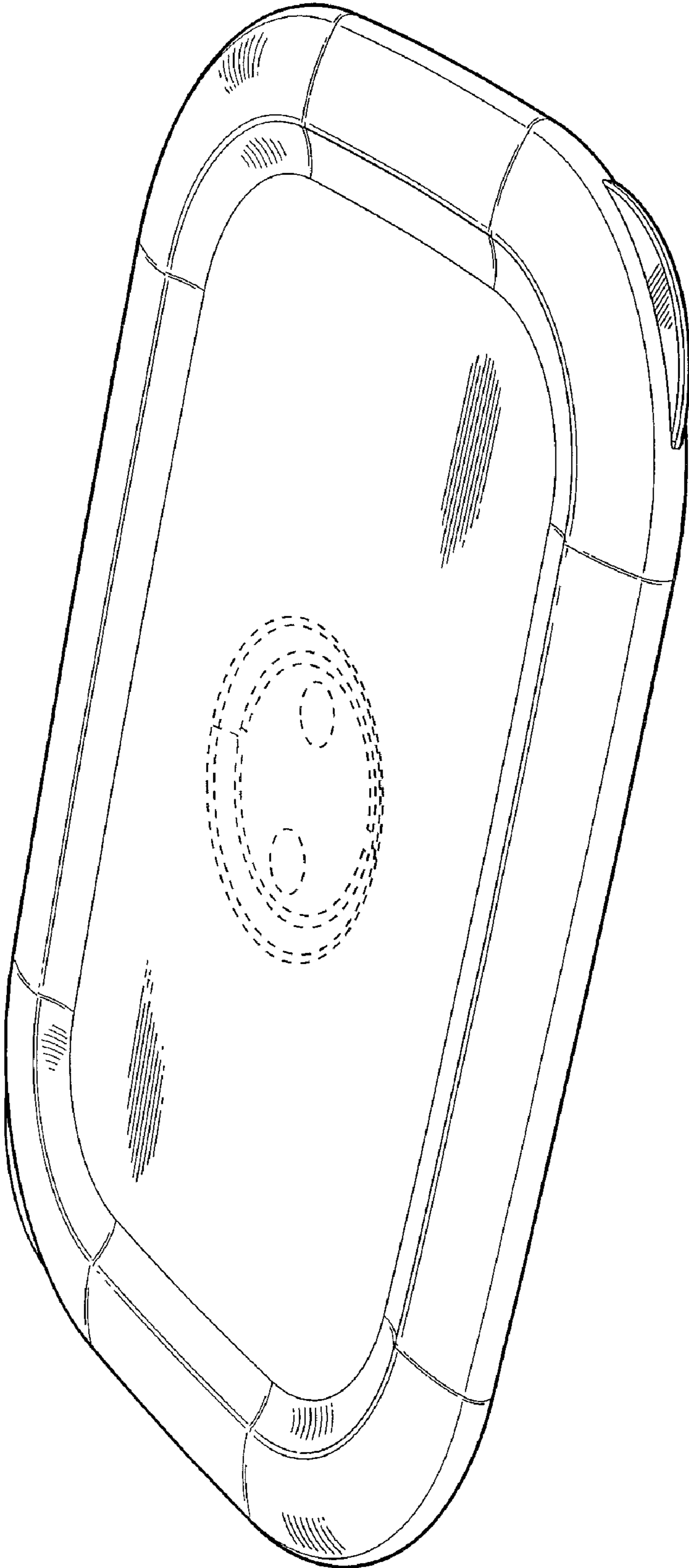
D224,554 S \* 8/1972 Swett ..... D7/629  
D229,916 S \* 1/1974 Schneider ..... D7/542  
D232,703 S \* 9/1974 Konzi ..... D9/424  
D234,568 S \* 3/1975 Swett ..... D7/629  
D240,114 S \* 6/1976 Martinelli ..... D7/629  
D241,599 S \* 9/1976 Croyle ..... D7/629  
D241,703 S \* 10/1976 Ashton ..... D7/629  
D267,703 S \* 1/1983 Chase et al. .... D9/435  
D285,906 S \* 9/1986 Tyler ..... D9/425  
D287,573 S \* 1/1987 Tyler ..... D9/435  
D289,719 S \* 5/1987 Daenen et al. .... D7/392.1  
D330,660 S \* 11/1992 Newton et al. .... D7/392.1  
D351,791 S \* 10/1994 Morris, Sr. .... D9/425  
D354,655 S \* 1/1995 Daenen et al. .... D7/392.1  
D358,328 S \* 5/1995 Huerto et al. .... D9/435  
D365,273 S \* 12/1995 Indekeu ..... D9/434  
D375,654 S \* 11/1996 Ferris ..... D7/392.1  
D403,582 S \* 1/1999 Nask et al. .... D9/435  
D403,583 S \* 1/1999 Nask et al. .... D9/435  
D446,117 S \* 8/2001 Conti ..... D9/435  
D536,248 S \* 2/2007 Lesquir ..... D9/435  
D540,669 S \* 4/2007 George et al. .... D9/435  
D571,200 S \* 6/2008 Bouveret et al. .... D9/435

D584,145 S \* 1/2009 Young ..... D9/435  
D588,914 S \* 3/2009 Laurieu-Tedeschi ..... D9/435  
D593,855 S \* 6/2009 Scheve ..... D9/435

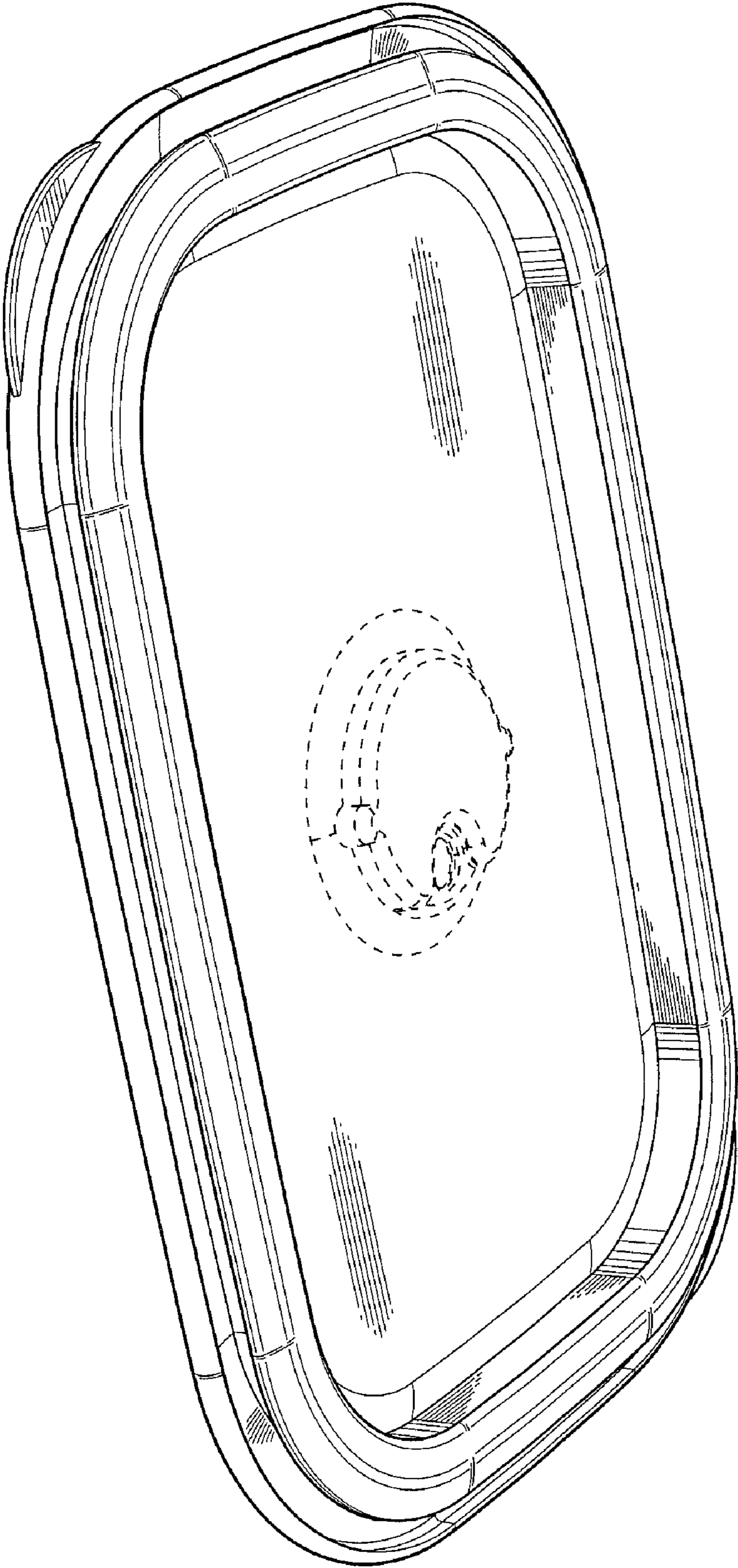
## OTHER PUBLICATIONS

U.S. Appl. No. 29/353,514, Jim Samartgis.  
U.S. Appl. No. 29/353,515, Jim Samartgis.  
U.S. Appl. No. 29/353,518, Jim Samartgis.  
U.S. Appl. No. 29/353,523, Jim Samartgis.  
U.S. Appl. No. 29/353,525, Jim Samartgis.  
U.S. Appl. No. 29/353,529, Jim Samartgis.  
U.S. Appl. No. 29/353,530, Jim Samartgis.  
U.S. Appl. No. 29/353,531, Jim Samartgis.  
U.S. Appl. No. 29/353,532, Jim Samartgis.  
U.S. Appl. No. 29/353,533, Jim Samartgis.  
U.S. Appl. No. 29/353,537, Jim Samartgis.  
U.S. Appl. No. 29/354,967, Jim Samartgis.  
U.S. Appl. No. 29/354,969, Jim Samartgis.  
U.S. Appl. No. 29/354,971, Jim Samartgis.  
U.S. Appl. No. 29/354,972, Jim Samartgis.  
U.S. Appl. No. 29/354,973, Jim Samartgis.  
U.S. Appl. No. 29/354,975, Jim Samartgis.  
U.S. Appl. No. 29/354,976, Jim Samartgis.

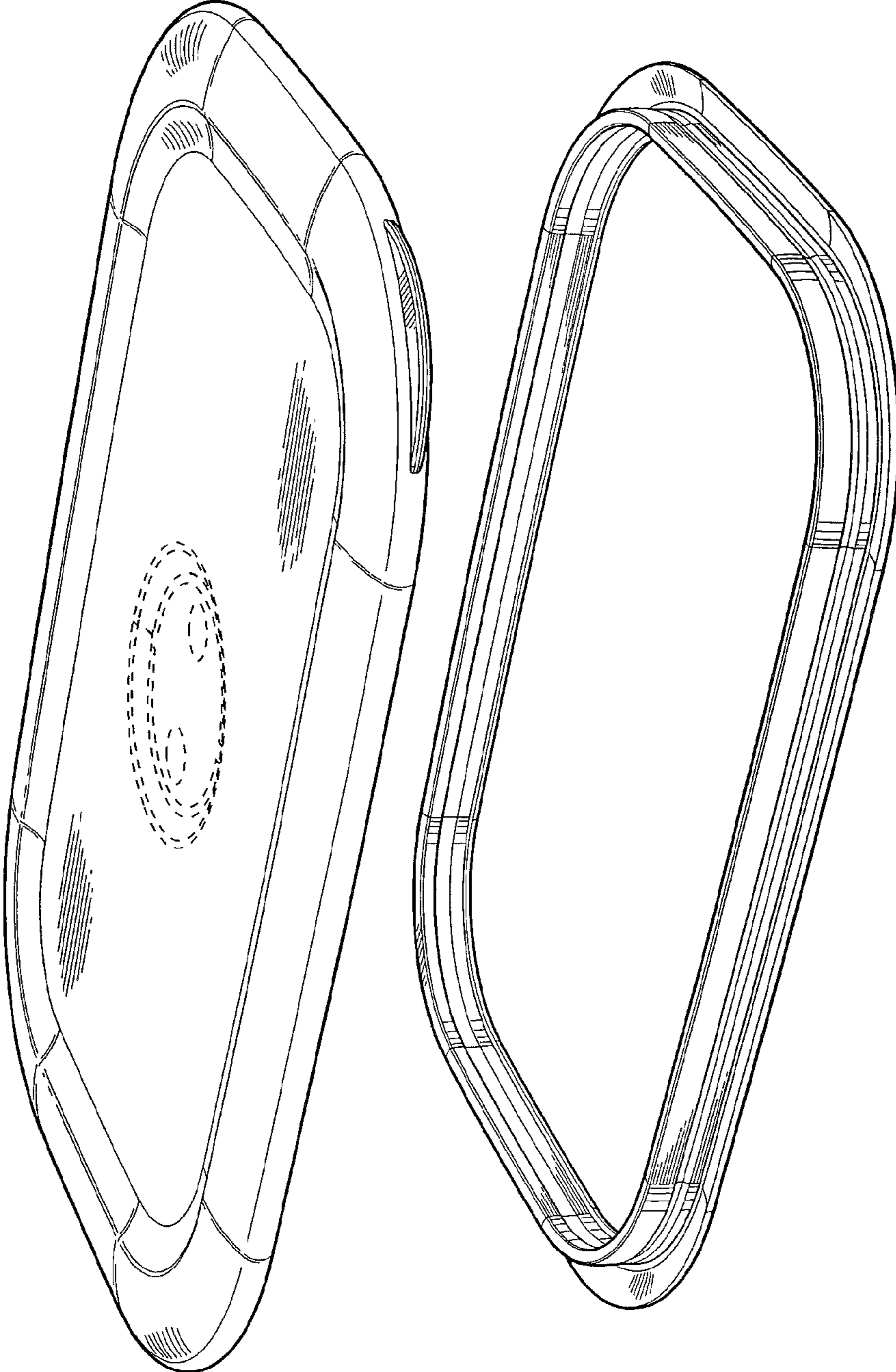
\* cited by examiner



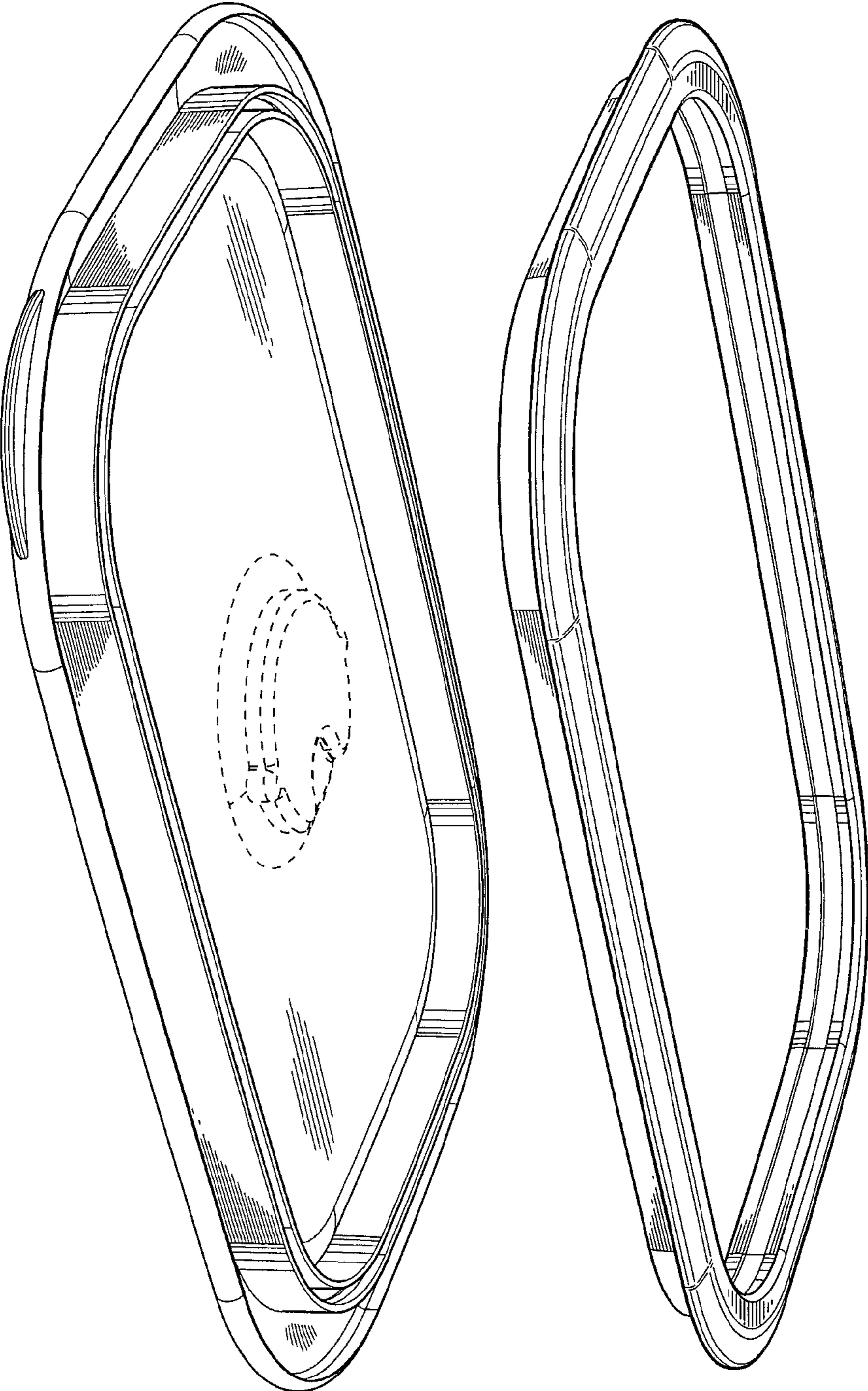
*Fig. 1*



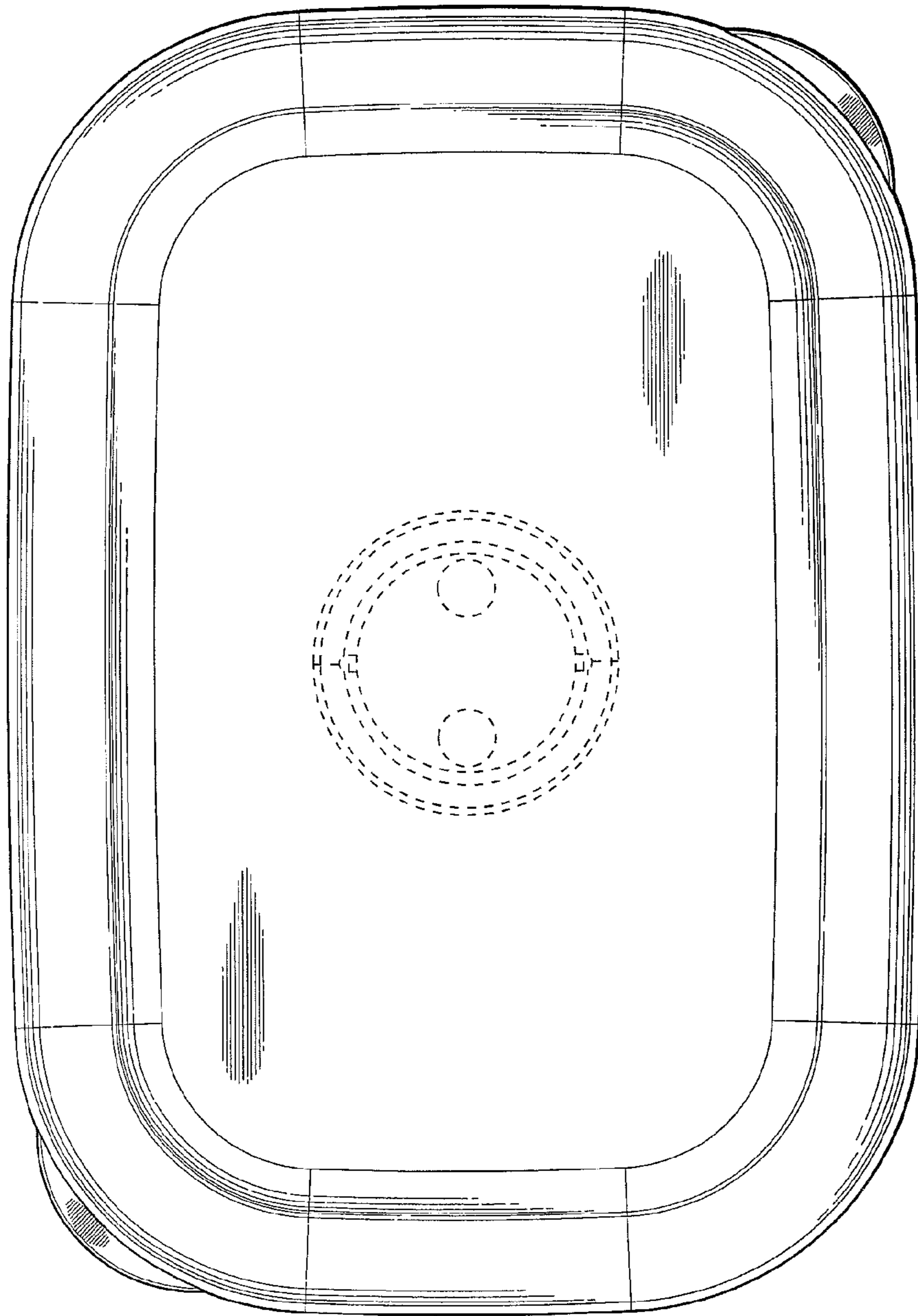
*Fig. 2*



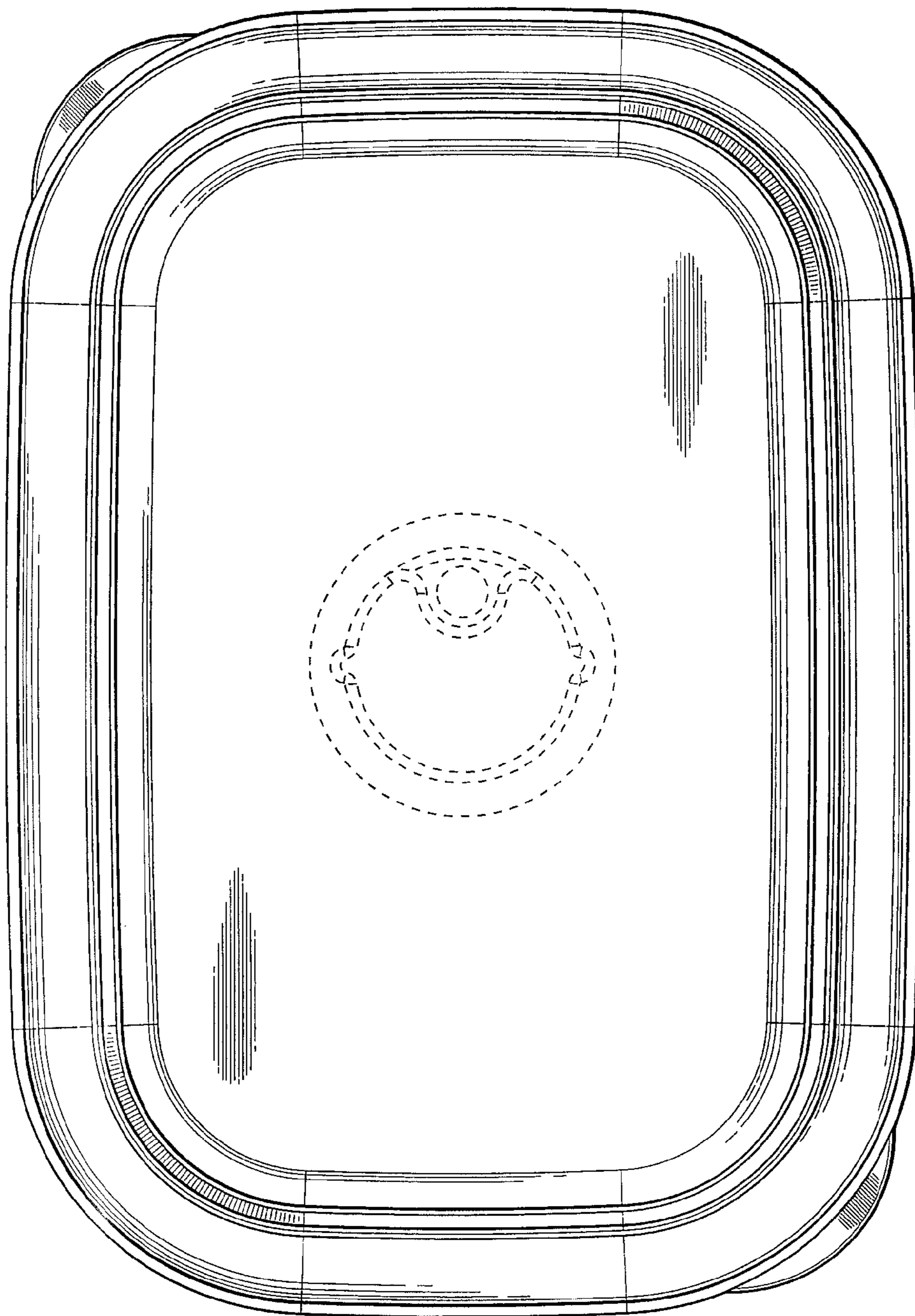
*Fig. 3*



*Fig. 4*




*Fig. 5*




*Fig. 6*

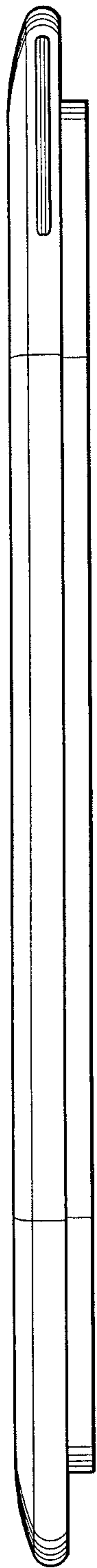




*Fig. 7*




*Fig. 8*



*Fig. 9*



*Fig. 10*



*Fig. 11*



*Fig. 12*