

US00D642014S

(12) **United States Design Patent**
Rae

(10) **Patent No.:** **US D642,014 S**

(45) **Date of Patent:** **** Jul. 26, 2011**

(54) **COOKWARE LID HANDLE**

(75) Inventor: **Robert A. Rae**, Las Vegas, NV (US)

(73) Assignee: **Meyer Intellectual Properties Limited**
(VG)

(**) Term: **14 Years**

(21) Appl. No.: **29/372,972**

(22) Filed: **Feb. 11, 2011**

(51) **LOC (9) Cl.** **07-02**

(52) **U.S. Cl.** **D7/394**

(58) **Field of Classification Search** D7/354-361,
D7/391, 393-395, 396.2, 514, 664; D8/107,
D8/300, 301, 306, 315, 316, 317, 319, 320,
D8/321; 16/430, 431, 110.1, 114.1, 407,
16/416, 429, 443, 441; 220/377, 573.1-573.5,
220/752, 753, 755, 756, 760, 772, 773, 912;
D3/318; 138/121, 145, 173
See application file for complete search history.

(56) **References Cited**

U.S. PATENT DOCUMENTS

D146,836 S *	5/1947	Stevens	D8/306
D239,158 S *	3/1976	Bush	D8/306
4,059,867 A *	11/1977	Adamis	220/752
D319,962 S *	9/1991	Cousins	D8/306
D350,273 S *	9/1994	Jans	D8/317

D457,386 S *	5/2002	Coudurier	D7/394
D482,234 S *	11/2003	Rae	D7/394
D506,350 S *	6/2005	Cheng	D7/360
D563,762 S *	3/2008	Spencer, Jr.	D8/316
D607,691 S *	1/2010	Rae	D7/394
D614,912 S *	5/2010	Pantaleo	D7/394
D631,281 S *	1/2011	Bodum	D7/354

* cited by examiner

Primary Examiner — Cynthia M Chin

(74) *Attorney, Agent, or Firm* — Edward S. Sherman

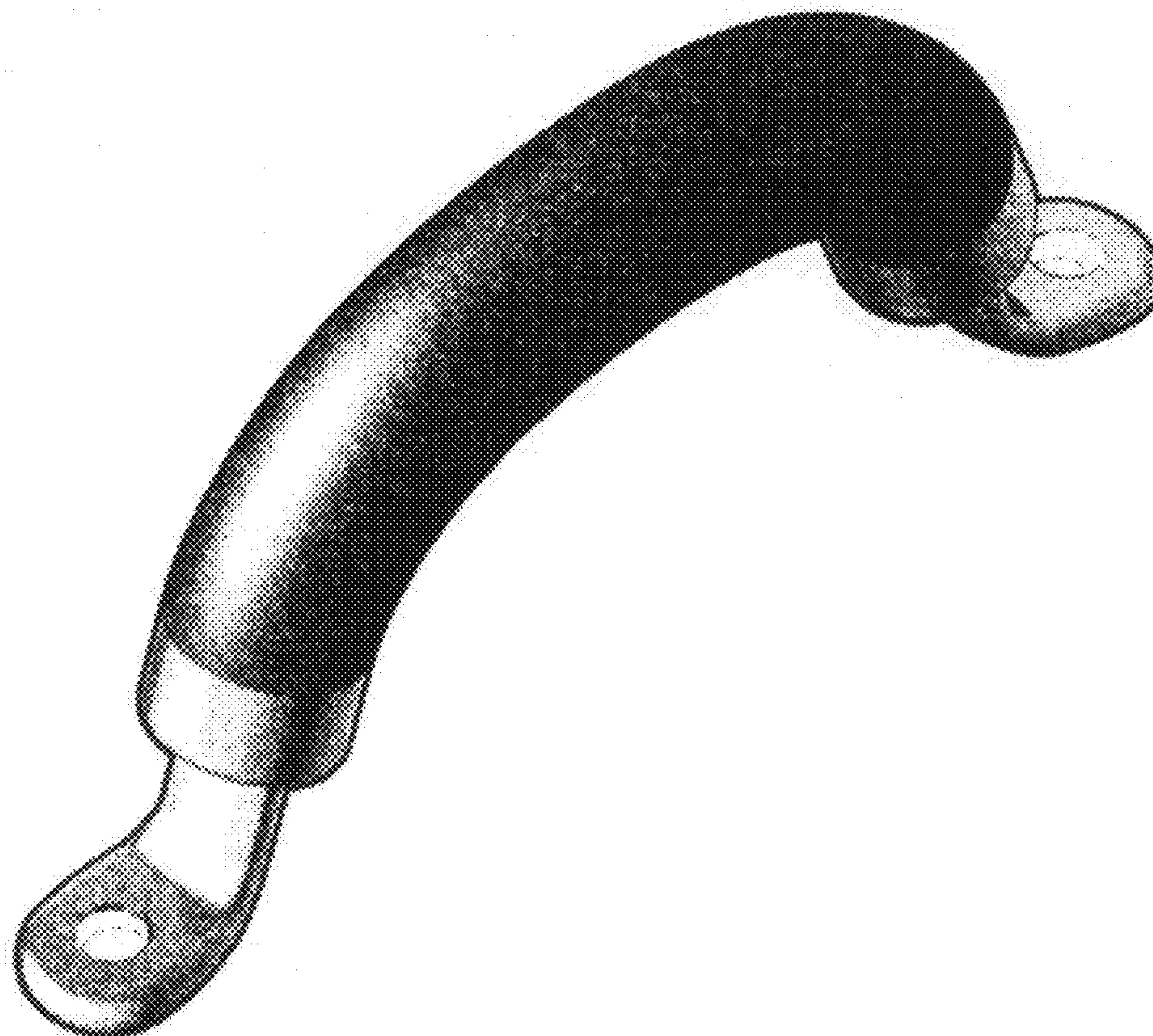
(57) **CLAIM**

The ornamental design for a cookware lid handle, as shown and described.

DESCRIPTION

FIG. 1 is a perspective view of the “cookware lid handle” showing my new design;
FIG. 2 is a front elevation view thereof, the back elevation being a mirror image thereof;
FIG. 3 is a top plan view thereof;
FIG. 4 is a bottom plan view thereof; and,
FIG. 5 is a right side elevation view thereof, the left side elevation being a mirror image thereof.
The broken lines in FIGS. 1, 3, 4 and 5 are for illustrative purposes only, depicting the environment of the new design, forming no part thereof as claimed.

1 Claim, 3 Drawing Sheets



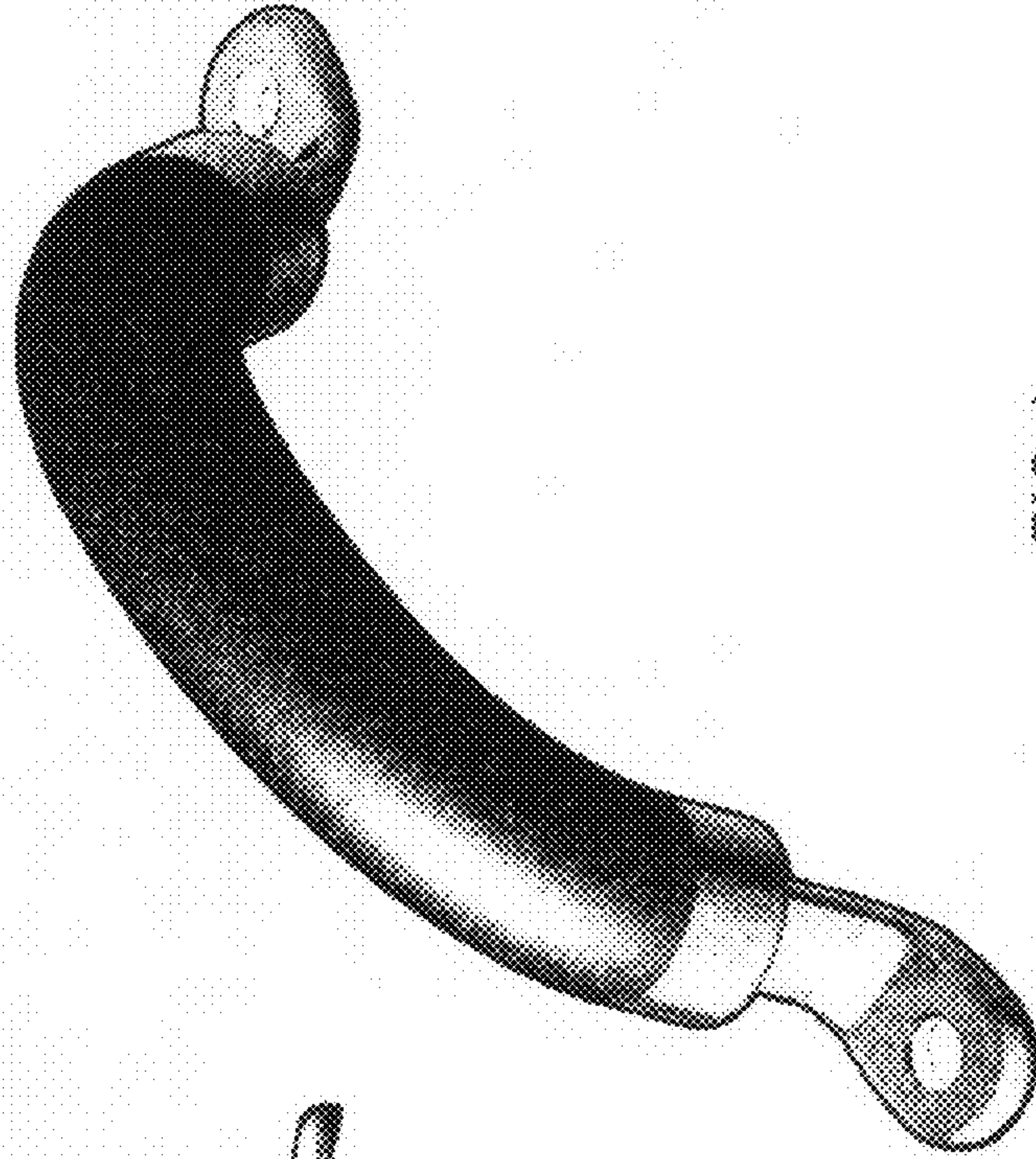


FIG. 1




FIG. 2




FIG. 3




FIG. 4




FIG. 5