



US00D642013S

(12) **United States Design Patent**
Rae

(10) **Patent No.:** **US D642,013 S**
(45) **Date of Patent:** **** Jul. 26, 2011**

(54) **COOKWARE SIDE HANDLE**
(75) Inventor: **Robert A. Rae**, Las Vegas, NV (US)
(73) Assignee: **Meyer Intellectual Properties Limited**
(VG)

(**) Term: **14 Years**

(21) Appl. No.: **29/372,963**

(22) Filed: **Feb. 11, 2011**

(51) **LOC (9) Cl.** **07-02**

(52) **U.S. Cl.** **D7/394**

(58) **Field of Classification Search** D7/354-361,
D7/391, 393-395, 396.2, 514, 664; D8/107,
D8/300, 301, 306, 315, 316, 317, 319, 320,
D8/321; 16/430, 431, 110.1, 114.1, 407,
16/416, 429, 443, 441; 220/377, 573.1-573.5,
220/752, 753, 755, 756, 760, 772, 773, 912;
D3/318; 138/121, 145, 173

See application file for complete search history.

(56) **References Cited**

U.S. PATENT DOCUMENTS

D426,107 S * 6/2000 Cheng D7/393
D438,426 S * 3/2001 Yu et al. D7/394
D450,217 S * 11/2001 Rae D7/393
D477,180 S * 7/2003 Burton et al. D7/394

D497,513 S * 10/2004 Rae D7/394
D559,032 S * 1/2008 Kellermann et al. D7/354
D579,714 S * 11/2008 Cheng et al. D7/360
D587,519 S * 3/2009 Cheng et al. D7/360
D610,400 S * 2/2010 Pantaleo D7/394
D619,413 S * 7/2010 Rae D7/394
D622,096 S * 8/2010 Rae D7/394

* cited by examiner

Primary Examiner — Cynthia M Chin

(74) *Attorney, Agent, or Firm* — Edward S. Sherman

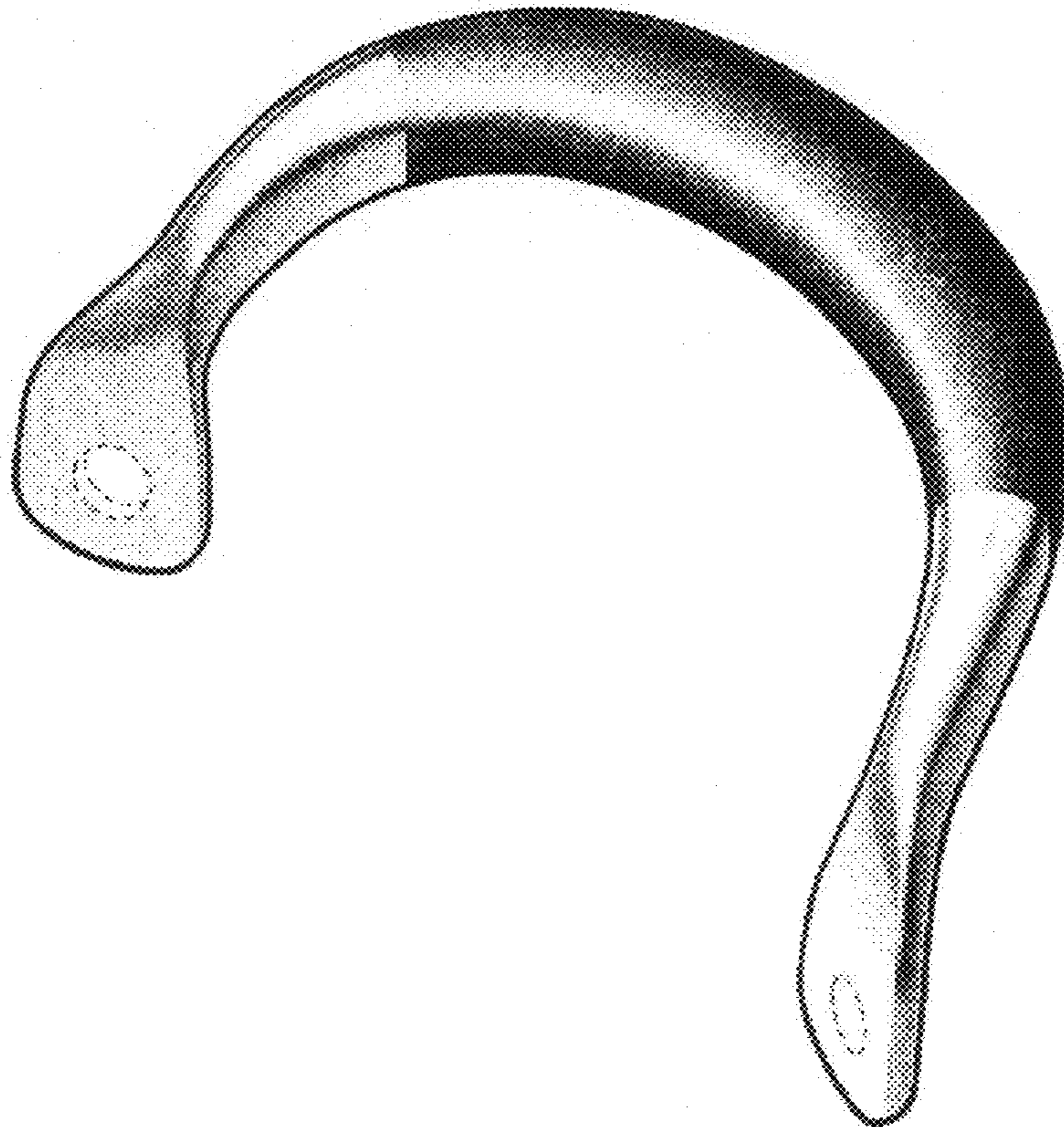
(57) **CLAIM**

The ornamental design for a cookware side handle, as shown and described.

DESCRIPTION

FIG. 1 is a perspective view of the “cookware side handle” showing my new design;
FIG. 2 is a right side elevation view thereof, the left side elevation being a mirror image thereof;
FIG. 3 is a top plan view thereof;
FIG. 4 is a bottom plan view thereof;
FIG. 5 is a front elevational thereof; and,
FIG. 6 is a back elevational view thereof.
The broken lines in FIGS. 1-6 are for illustrative purposes only, depicting the environment of the new design, forming no part thereof as claimed.

1 Claim, 3 Drawing Sheets



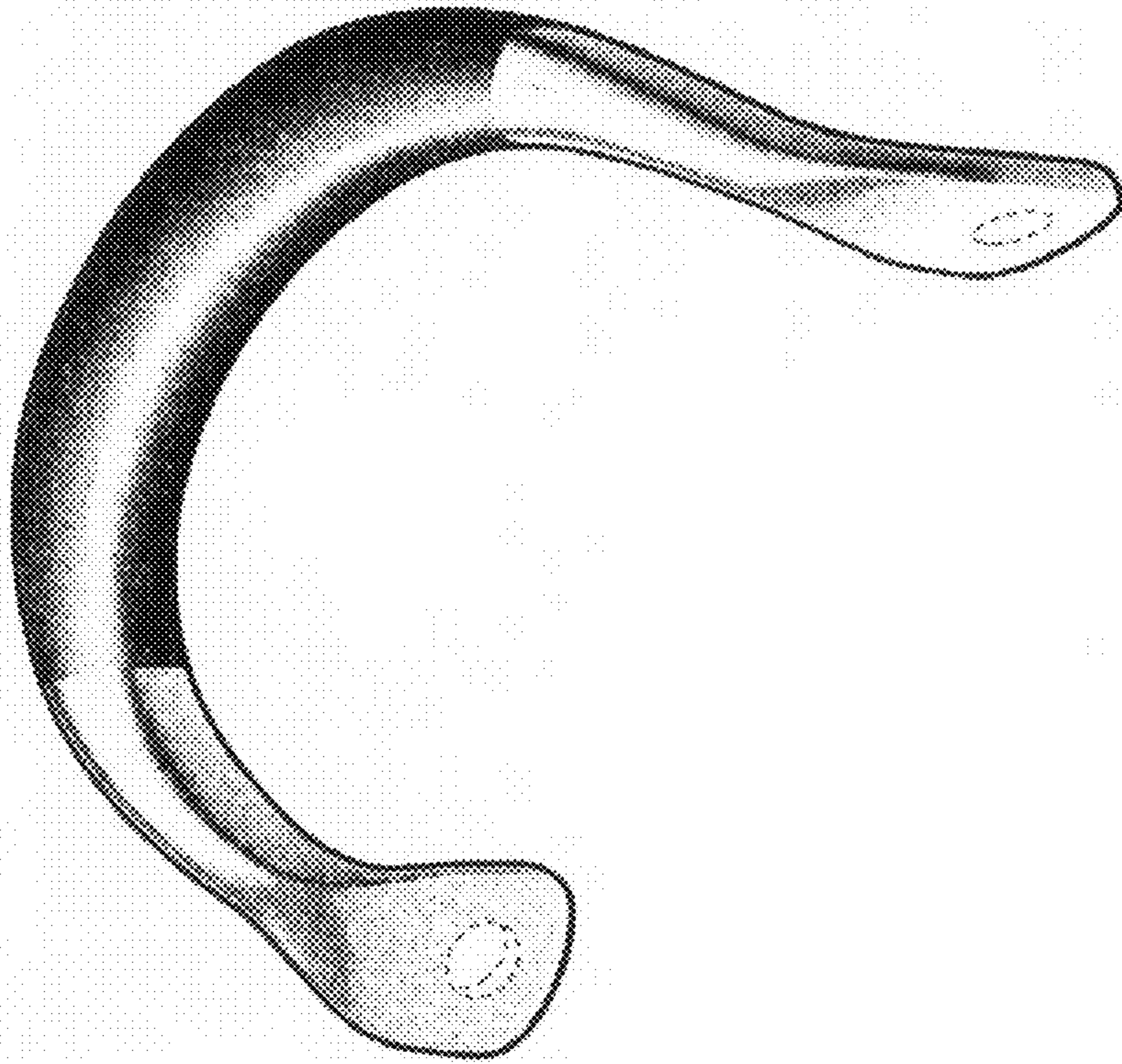


FIG. 1

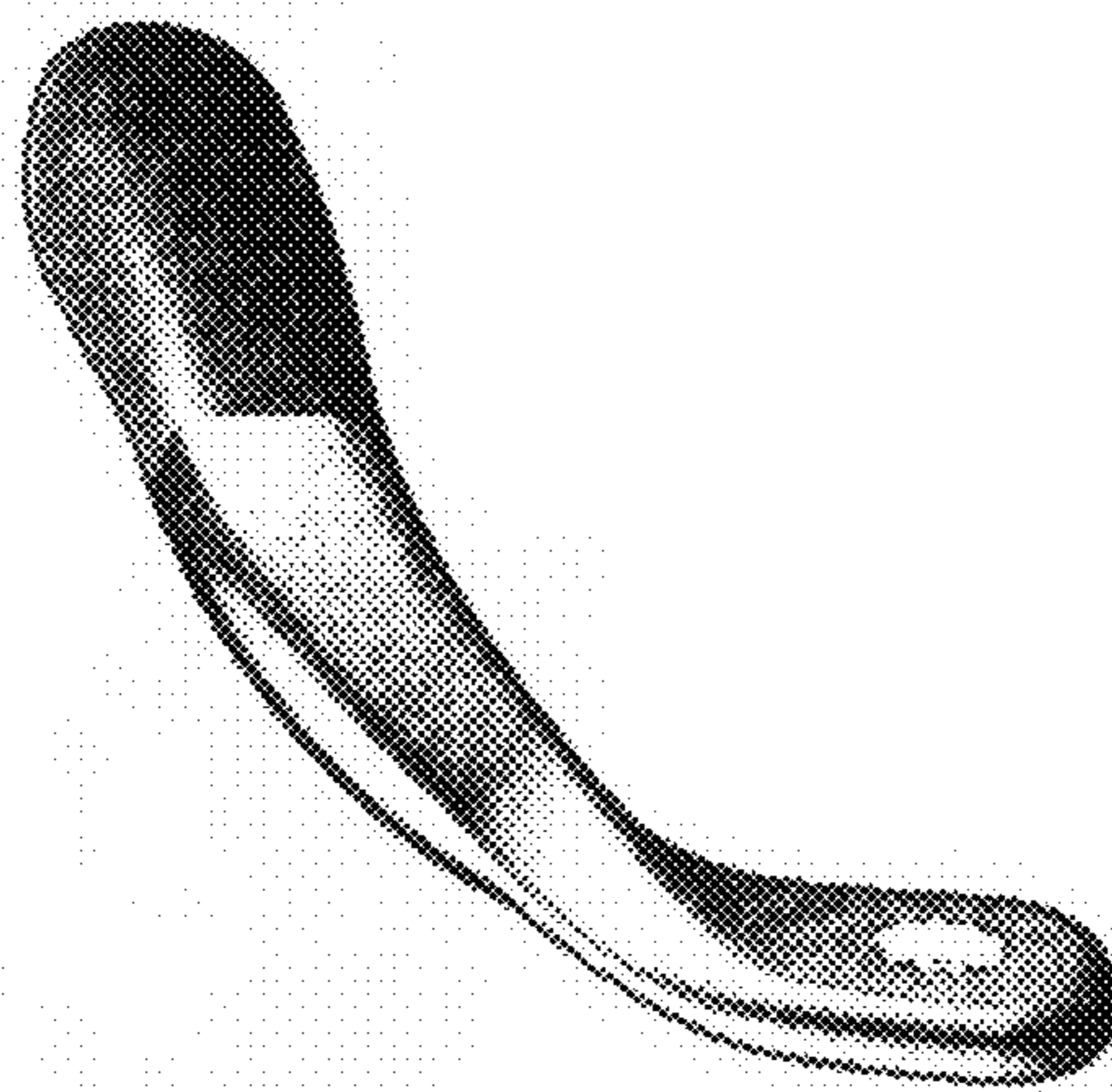


FIG. 2




FIG. 4




FIG. 3




FIG. 5




FIG. 6