



US00D642012S

(12) **United States Design Patent**  
**Rae**

(10) **Patent No.:** **US D642,012 S**  
(45) **Date of Patent:** **\*\* Jul. 26, 2011**

(54) **COOKWARE LID HANDLE WITH GRIP**  
(75) Inventor: **Robert A. Rae**, Las Vegas, NV (US)  
(73) Assignee: **Meyer Intellectual Properties Limited**  
(VG)

D563,159 S 3/2008 Rae  
D569,681 S \* 5/2008 Rae ..... D7/391  
D578,342 S 10/2008 Rae  
D588,402 S \* 3/2009 Rae ..... D7/394  
D588,403 S 3/2009 Tetreault  
D594,273 S 6/2009 Rae  
D622,097 S 8/2010 Rae

(\*\*) Term: **14 Years**

\* cited by examiner

(21) Appl. No.: **29/372,413**

*Primary Examiner* — Cynthia M Chin  
(74) *Attorney, Agent, or Firm* — Edward S. Sherman

(22) Filed: **Nov. 16, 2010**

(51) **LOC (9) Cl.** ..... **07-02**

(52) **U.S. Cl.** ..... **D7/394**

(58) **Field of Classification Search** ..... D7/354–361,  
D7/391, 393–395, 396.2, 514, 664; D8/107,  
D8/300, 301, 306, 315, 316, 317, 319, 320,  
D8/321; 16/430, 431, 110.1, 114.1, 407,  
16/416, 429, 443, 441; 220/377, 573.1–573.5,  
220/752, 753, 755, 756, 760, 772, 773, 912;  
D3/318; 138/121, 145, 173

See application file for complete search history.

(57) **CLAIM**  
The ornamental design for a cookware lid handle with grip, as shown and described.

**DESCRIPTION**

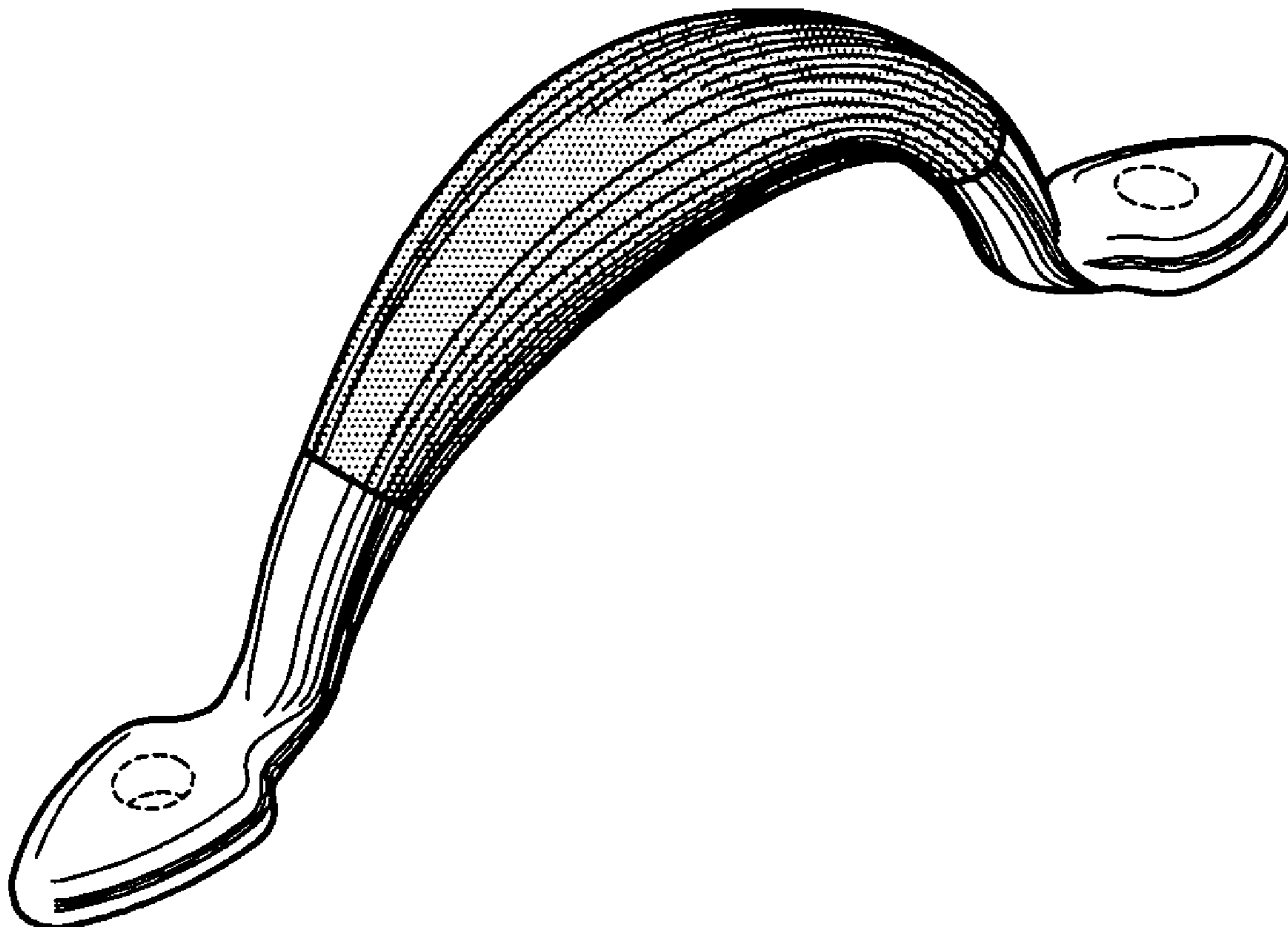
FIG. 1 is a perspective view of the “cookware lid handle with grip”, showing my new design;  
FIG. 2 is a top plan view thereof;  
FIG. 3 is a right side elevation view thereof, the left side elevation being a mirror image thereof;  
FIG. 4 is a front elevation view thereof, the back elevation being a mirror image thereof; and,  
FIG. 5 is a bottom plan view thereof.  
The broken lines in FIGS. 1-3, and 5, are for illustrative purposes only, depicting the environment of the new design, forming no part thereof as claimed.

(56) **References Cited**

**U.S. PATENT DOCUMENTS**

D437,729 S 2/2001 Rae  
D480,911 S 10/2003 Logiuduce  
D482,929 S 12/2003 Rae  
D506,350 S 6/2005 Cheng  
D507,931 S 8/2005 Rae

**1 Claim, 3 Drawing Sheets**



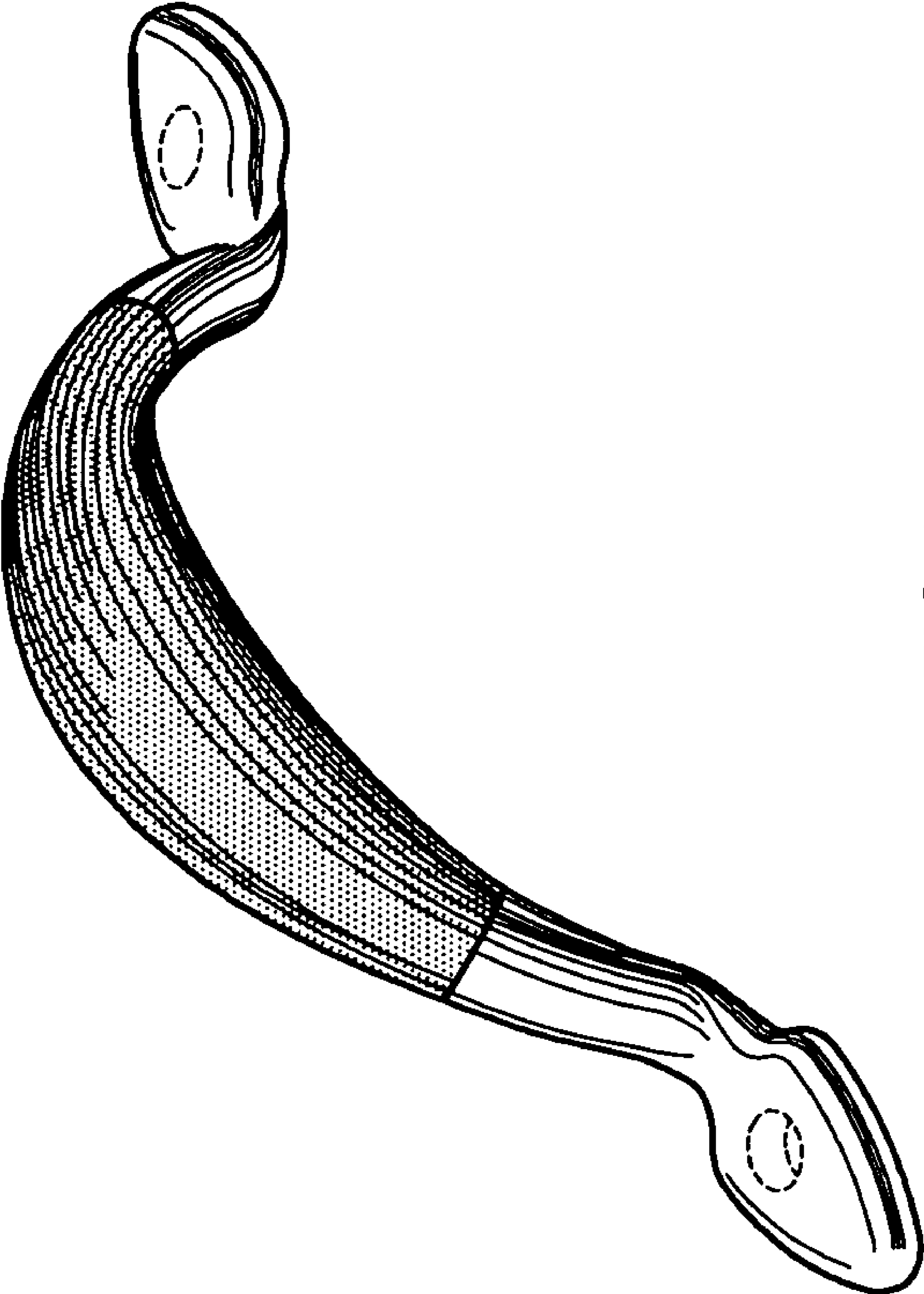


FIG.1




FIG. 2




FIG. 5




FIG.4

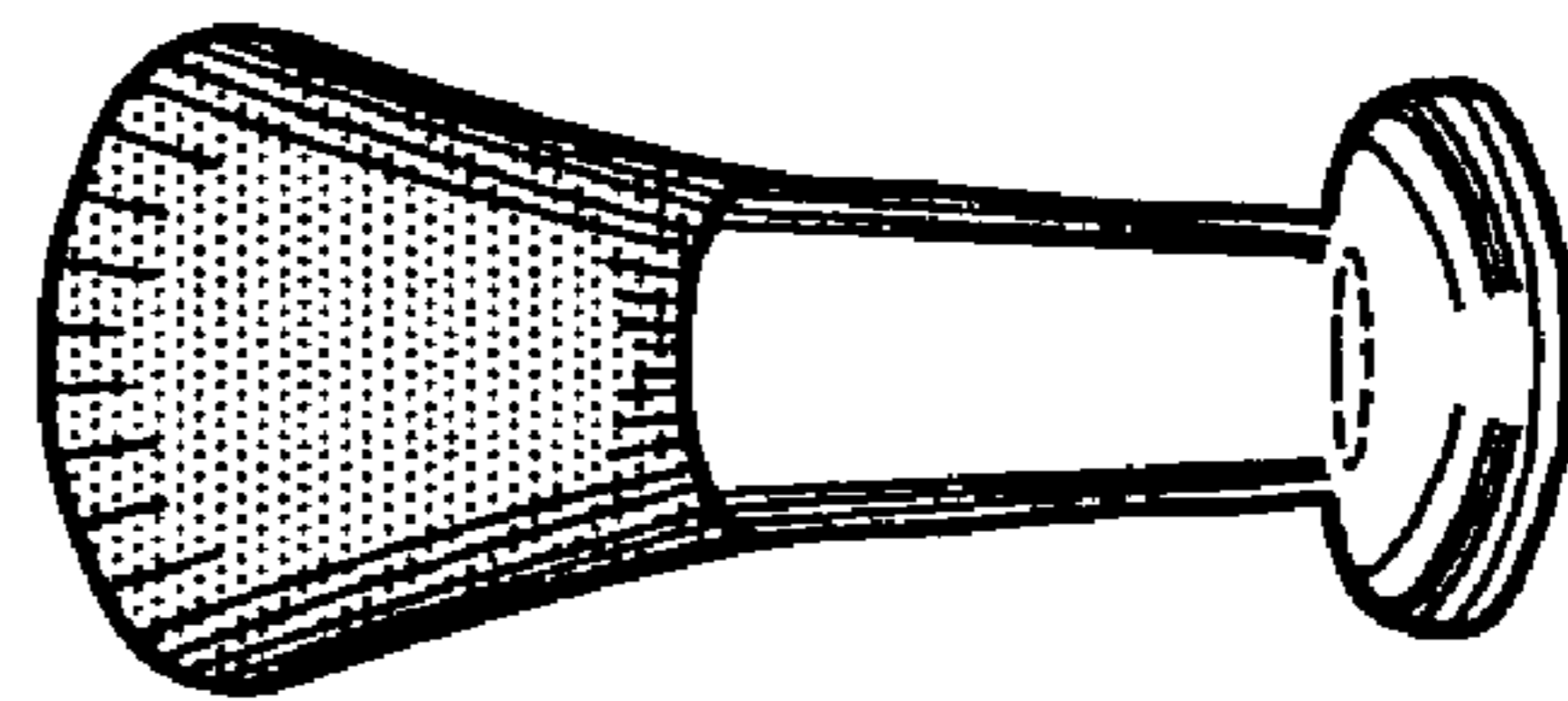


FIG.3