



US00D641991S

(12) **United States Design Patent**  
**Giroux**

(10) **Patent No.:** **US D641,991 S**

(45) **Date of Patent:** **\*\* Jul. 26, 2011**

- (54) **SINGLE WALL DISPLAY**
- (75) Inventor: **Edmond Giroux**, Scottsdale, AZ (US)
- (73) Assignee: **Behr Process Corporation**, Santa Ana, CA (US)
- (\*\*) Term: **14 Years**
- (21) Appl. No.: **29/367,737**
- (22) Filed: **Aug. 12, 2010**
- (51) **LOC (9) Cl.** ..... **06-05**
- (52) **U.S. Cl.** ..... **D6/396**
- (58) **Field of Classification Search** ..... D6/396,  
D6/397, 402, 409, 436, 437, 470, 471, 509,  
D6/505; 312/107, 114, 117, 118, 140.1,  
312/204, 108

See application file for complete search history.

(56) **References Cited**

**U.S. PATENT DOCUMENTS**

3,741,617 A *	6/1973	Gloyd	.....	312/108
D335,783 S *	5/1993	Beckmann et al.	.....	D6/436
D372,816 S *	8/1996	Rose et al.	.....	D6/473
D384,846 S *	10/1997	Zaidman et al.	.....	D6/505
D402,820 S *	12/1998	Morison et al.	.....	D6/397
D409,015 S *	5/1999	Zaidman	.....	D6/397
D429,427 S *	8/2000	Melillo et al.	.....	D6/436
D434,255 S *	11/2000	Scheffer	.....	D6/509
D439,436 S *	3/2001	Stern	.....	D6/409
D445,594 S *	7/2001	McClintock et al.	.....	D6/397
D464,498 S *	10/2002	Riga et al.	.....	D6/397
D481,882 S *	11/2003	Richardson et al.	.....	D6/396
D481,883 S *	11/2003	Richardson et al.	.....	D6/396
D481,884 S *	11/2003	Richardson et al.	.....	D6/396
D482,207 S	11/2003	Richardson et al.	.....	
D488,001 S	4/2004	Richardson et al.	.....	
D488,318 S *	4/2004	Richardson et al.	.....	D6/396
D488,633 S *	4/2004	Richardson et al.	.....	D6/396
D493,045 S	7/2004	Richardson et al.	.....	
D497,269 S	10/2004	Richardson et al.	.....	

D497,495 S	10/2004	Richardson et al.	
D502,222 S	2/2005	Richardson et al.	
D519,115 S	4/2006	Lee et al.	
D526,819 S	8/2006	Lee et al.	
D527,207 S	8/2006	Lee et al.	
D527,934 S *	9/2006	Lee et al.	..... D6/509
D528,835 S *	9/2006	Lee et al.	..... D6/509
D532,835 S	9/2006	Lee et al.	
D532,934 S	9/2006	Lee et al.	
D532,416 S	11/2006	Lee et al.	
7,204,376 B2	4/2007	Richardson et al.	
D557,034 S *	12/2007	Wells	..... D6/396
D557,041 S	12/2007	Lee et al.	
7,308,987 B2	12/2007	Richardson et al.	
7,360,915 B2	4/2008	Richardson et al.	
D598,212 S *	8/2009	Baird et al.	..... D6/397
7,571,823 B2	8/2009	Richardson et al.	
D602,282 S *	10/2009	Lulloff et al.	..... D6/397
7,604,132 B2	10/2009	Richardson et al.	
7,641,474 B2	1/2010	Rice	

(Continued)

*Primary Examiner* — Phillip S Hyder

*Assistant Examiner* — Sydney Buffalow

(74) *Attorney, Agent, or Firm* — Greenberg Traurig LLP;  
Franklin D. Ubell

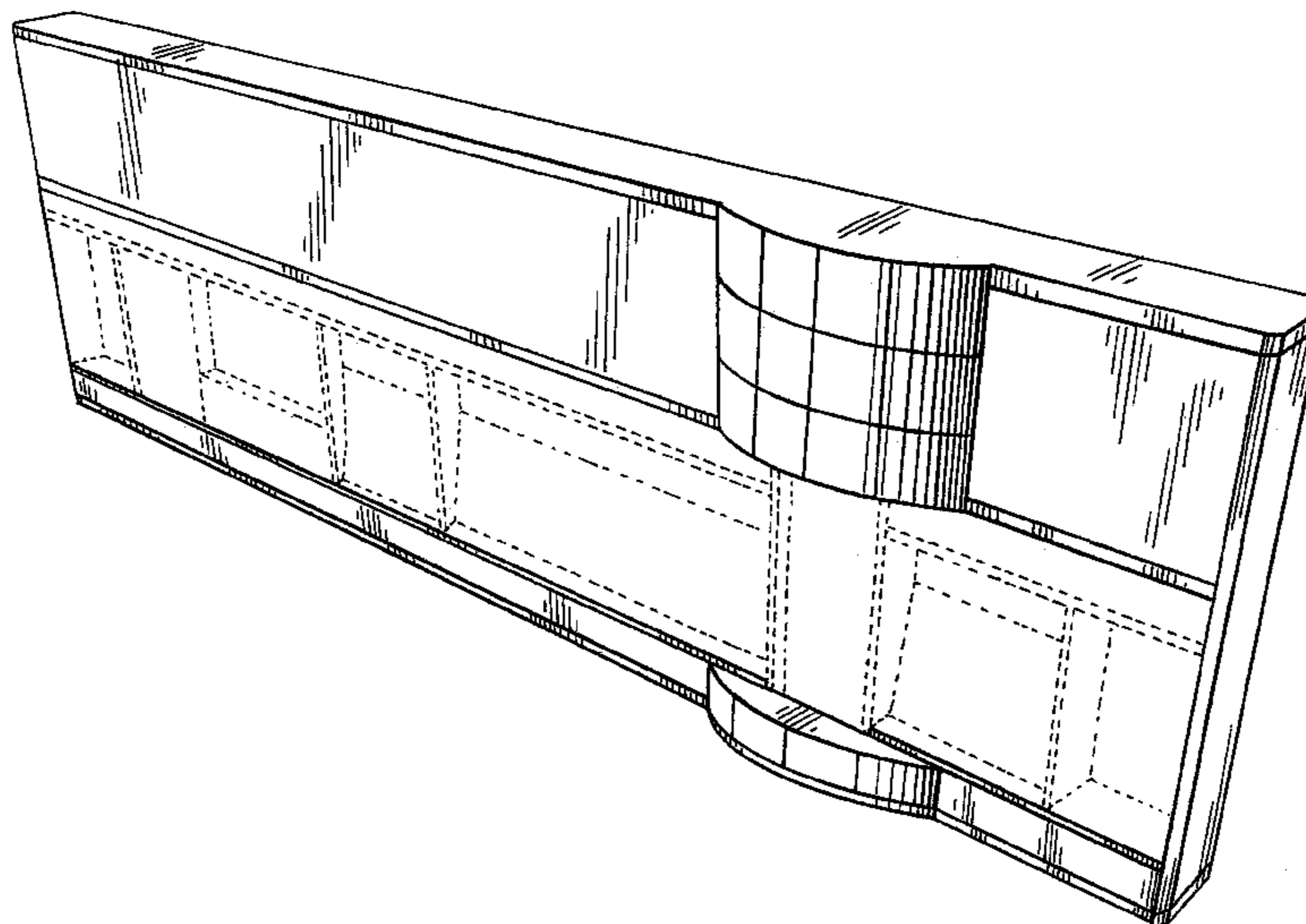
(57) **CLAIM**

The ornamental design for a single wall display, as shown and described.

**DESCRIPTION**

FIG. 1 is a front perspective of the single wall display; FIG. 2 is a second front perspective view of the display; FIG. 3 is a front plan view of the display; FIG. 4 is a top view of the display; FIG. 5 is an end view of one end of the display; and, FIG. 6 is a is an end view of the opposite end of the display. The broken lines shown in the drawings are for illustrative purposes only and form no part of the claimed design.

**1 Claim, 4 Drawing Sheets**



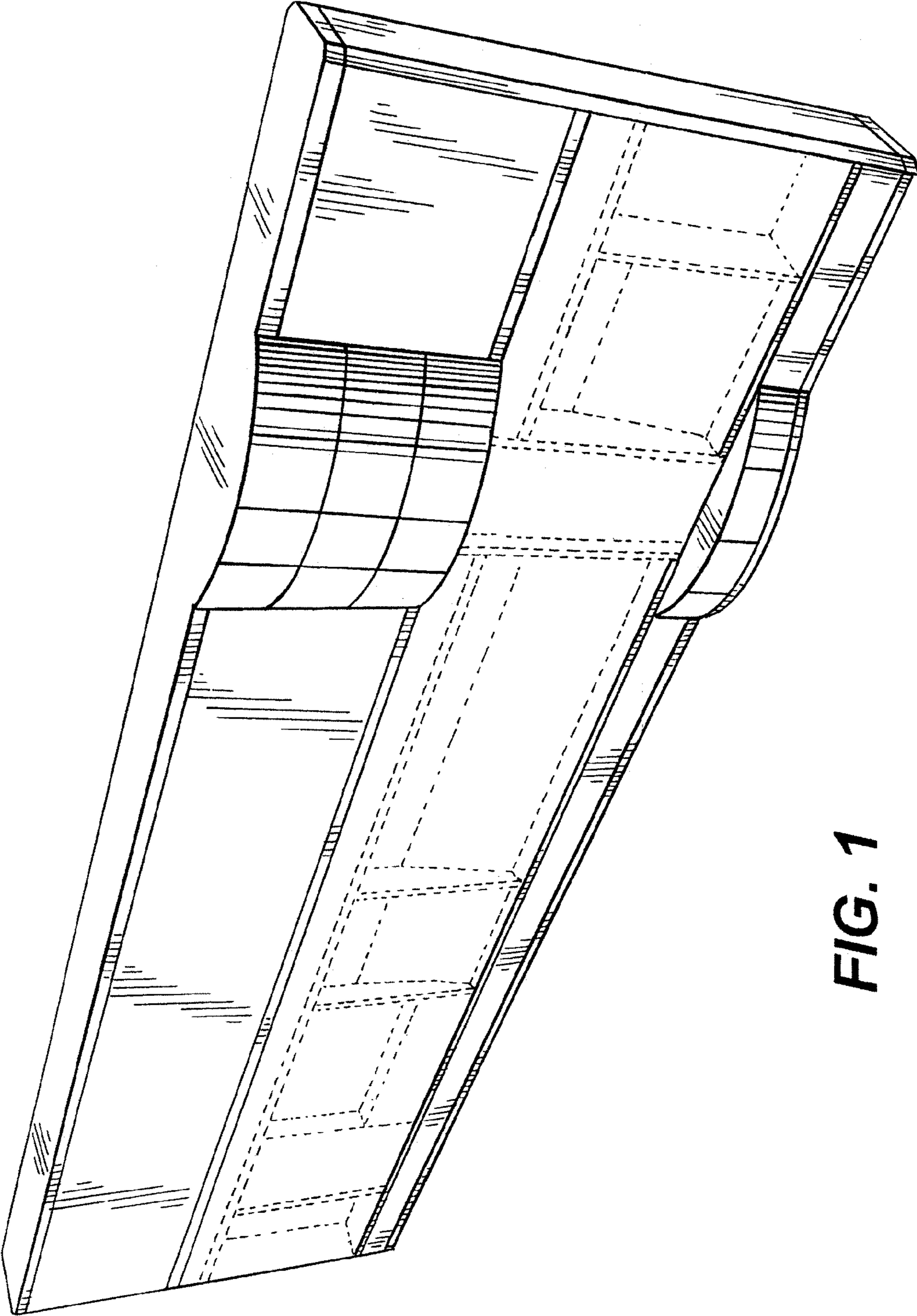
# US D641,991 S

Page 2

---

## U.S. PATENT DOCUMENTS

D631,679 S *	2/2011	Woelfel .....	D6/474	2005/0102918 A1	5/2005	Richardson
2002/0079788 A1 *	6/2002	Canedy et al. ....	312/114	2007/0109315 A1	5/2007	Rice
				* cited by examiner		



**FIG. 1**

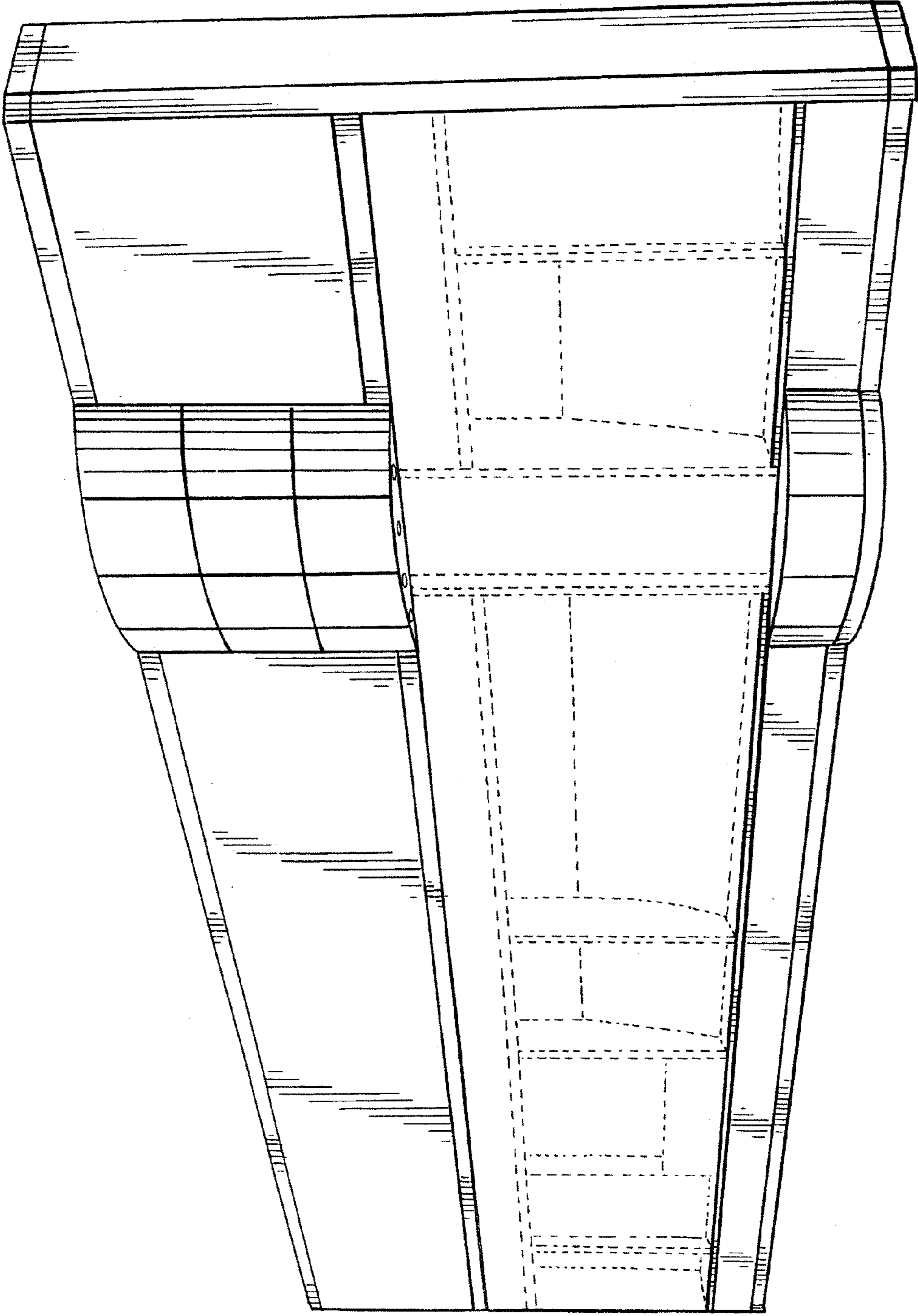
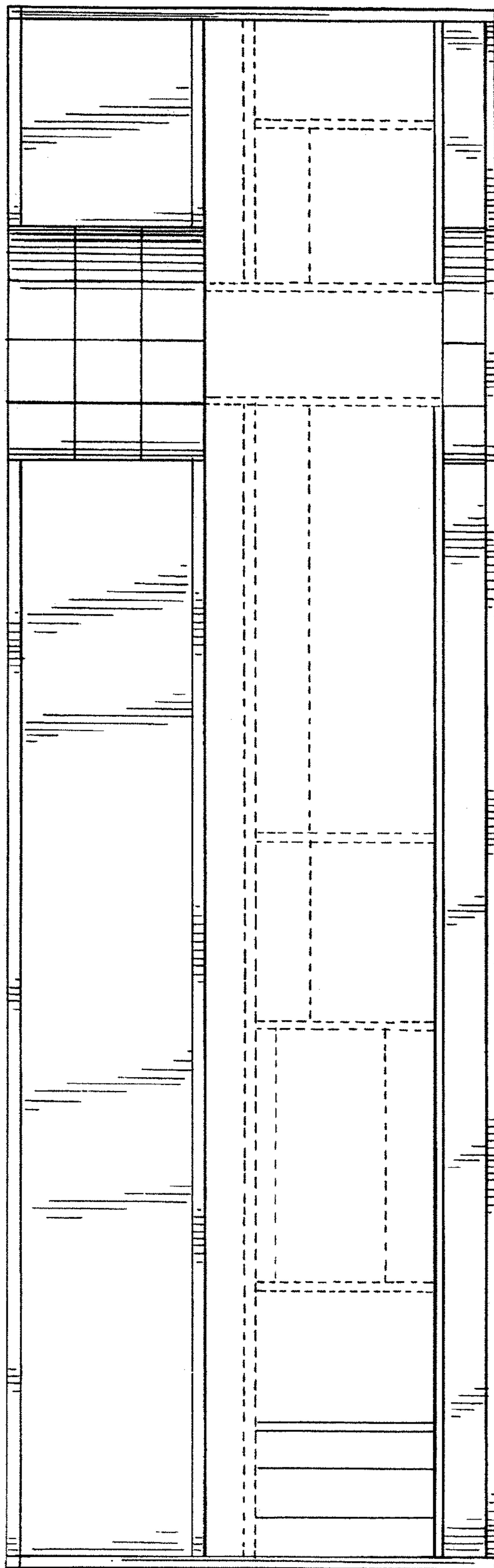



FIG. 2







**FIG. 3**



**FIG. 4**



**FIG. 5**



**FIG. 6**