



US00D641988S

(12) **United States Design Patent**
Giroux

(10) **Patent No.:** **US D641,988 S**

(45) **Date of Patent:** **** Jul. 26, 2011**

(54) **WALL DISPLAY**

(75) Inventor: **Edmond Giroux**, Scottsdale, AZ (US)

(73) Assignee: **Behr Process Corporation**, Santa Ana, CA (US)

(**) Term: **14 Years**

(21) Appl. No.: **29/367,730**

(22) Filed: **Aug. 12, 2010**

(51) **LOC (9) Cl.** **06-05**

(52) **U.S. Cl.** **D6/396**

(58) **Field of Classification Search** D6/396,
D6/397, 402, 409, 436, 437, 470, 471, 509,
D6/505; 312/107, 114, 117, 118, 140.1,
312/204, 108

See application file for complete search history.

D497,269 S	10/2004	Richardson et al.	
D497,495 S	10/2004	Richardson et al.	
D502,222 S	2/2005	Richardson et al.	
D519,115 S	4/2006	Lee et al.	
D526,819 S	8/2006	Lee et al.	
D527,207 S	8/2006	Lee et al.	
D527,934 S *	9/2006	Lee et al.	D6/509
D528,835 S *	9/2006	Lee et al.	D6/509
D532,416 S	11/2006	Lee et al.	
7,204,376 B2	4/2007	Richardson et al.	
D557,034 S *	12/2007	Wells	D6/396
D557,041 S	12/2007	Lee et al.	
7,308,987 B2	12/2007	Richardson et al.	
7,360,915 B2	4/2008	Richardson et al.	
D598,212 S *	8/2009	Baird et al.	D6/397
7,571,823 B2	8/2009	Richardson et al.	
D602,282 S *	10/2009	Lulloff et al.	D6/397
7,604,132 B2	10/2009	Richardson et al.	
7,641,474 B2	1/2010	Rice	
D631,679 S *	2/2011	Woelfel	D6/474
2002/0079788 A1 *	6/2002	Canedy et al.	312/114
2005/0102918 A1	5/2005	Richardson	
2007/0109315 A1	5/2007	Rice	

* cited by examiner

(56) **References Cited**

U.S. PATENT DOCUMENTS

3,741,617 A *	6/1973	Gloyd	312/108
D335,783 S *	5/1993	Beckmann et al.	D6/436
D372,816 S *	8/1996	Rose et al.	D6/473
D384,846 S *	10/1997	Zaidman et al.	D6/505
D402,820 S *	12/1998	Morison et al.	D6/397
D409,015 S *	5/1999	Zaidman	D6/397
D429,427 S *	8/2000	Melillo et al.	D6/436
D434,255 S *	11/2000	Scheffer	D6/509
D439,436 S *	3/2001	Stern	D6/409
D445,594 S *	7/2001	McClintock et al.	D6/397
D464,498 S *	10/2002	Riga et al.	D6/397
D481,882 S *	11/2003	Richardson et al.	D6/396
D481,883 S *	11/2003	Richardson et al.	D6/396
D481,884 S *	11/2003	Richardson et al.	D6/396
D482,207 S	11/2003	Richardson et al.	
D488,001 S	4/2004	Richardson et al.	
D488,318 S *	4/2004	Richardson et al.	D6/396
D488,633 S *	4/2004	Richardson et al.	D6/396
D493,045 S	7/2004	Richardson et al.	

Primary Examiner — Phillip S Hyder

Assistant Examiner — Sydney Buffalow

(74) *Attorney, Agent, or Firm* — Greenberg Traurig LLP;
Franklin D. Ubell

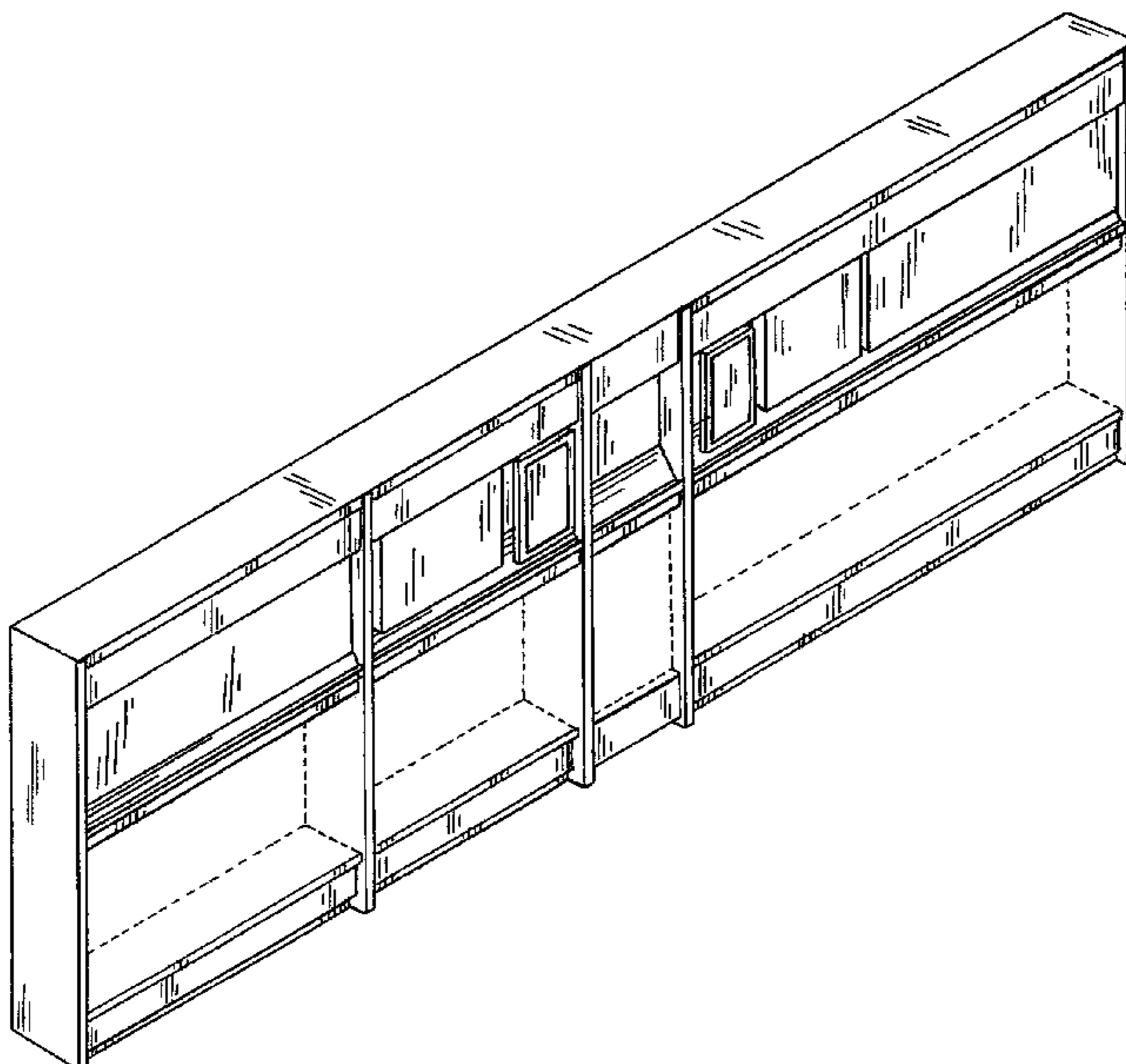
(57) **CLAIM**

The ornamental design for a wall display, as shown and described.

DESCRIPTION

FIG. 1 is a front perspective view of the wall display;
FIG. 2 is a front plan view of the display; and,
FIG. 3 is a top view of the display.
The broken lines shown in the drawings are for illustrative purposes only and form no part of the claimed design.

1 Claim, 2 Drawing Sheets



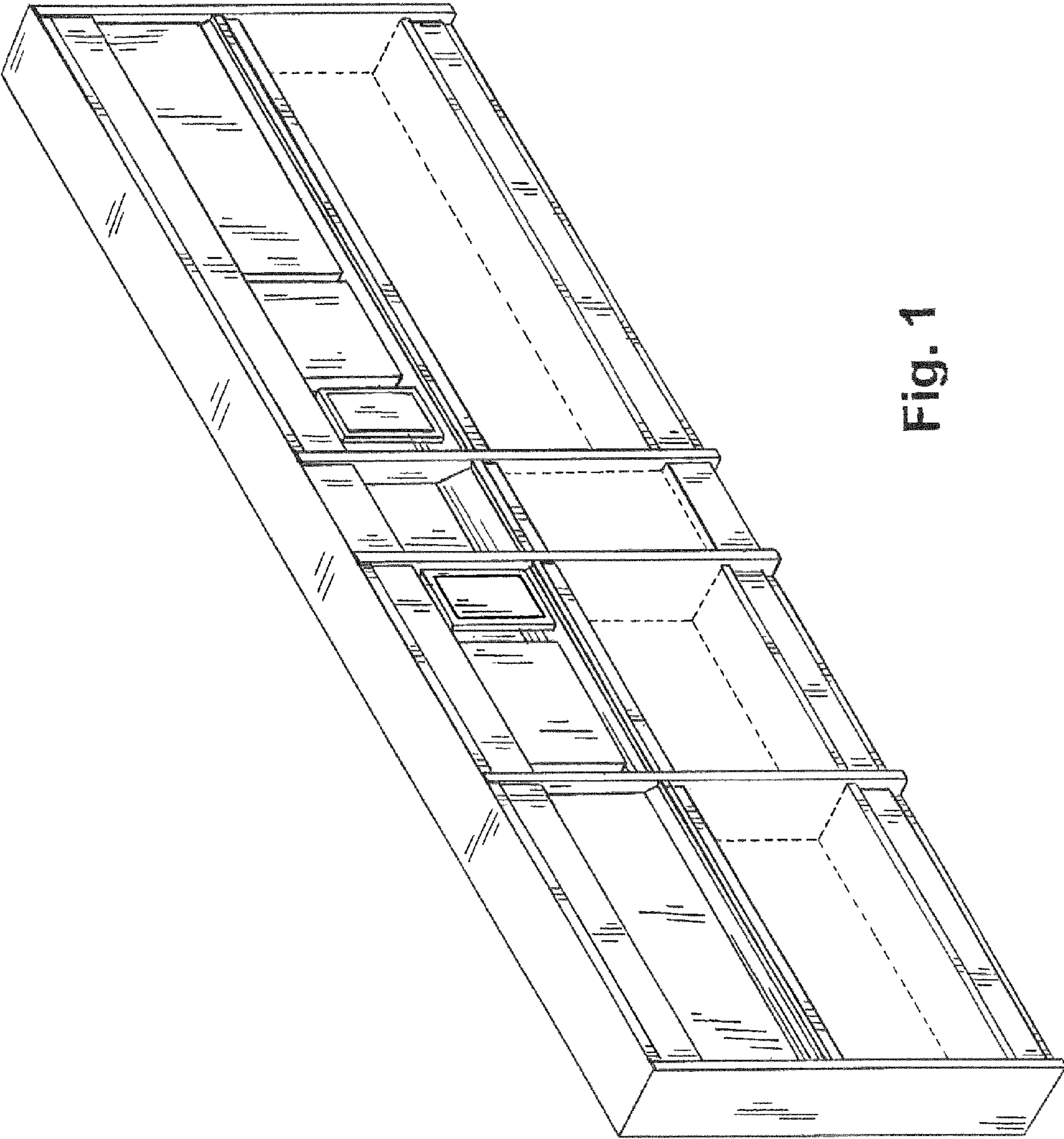


Fig. 1

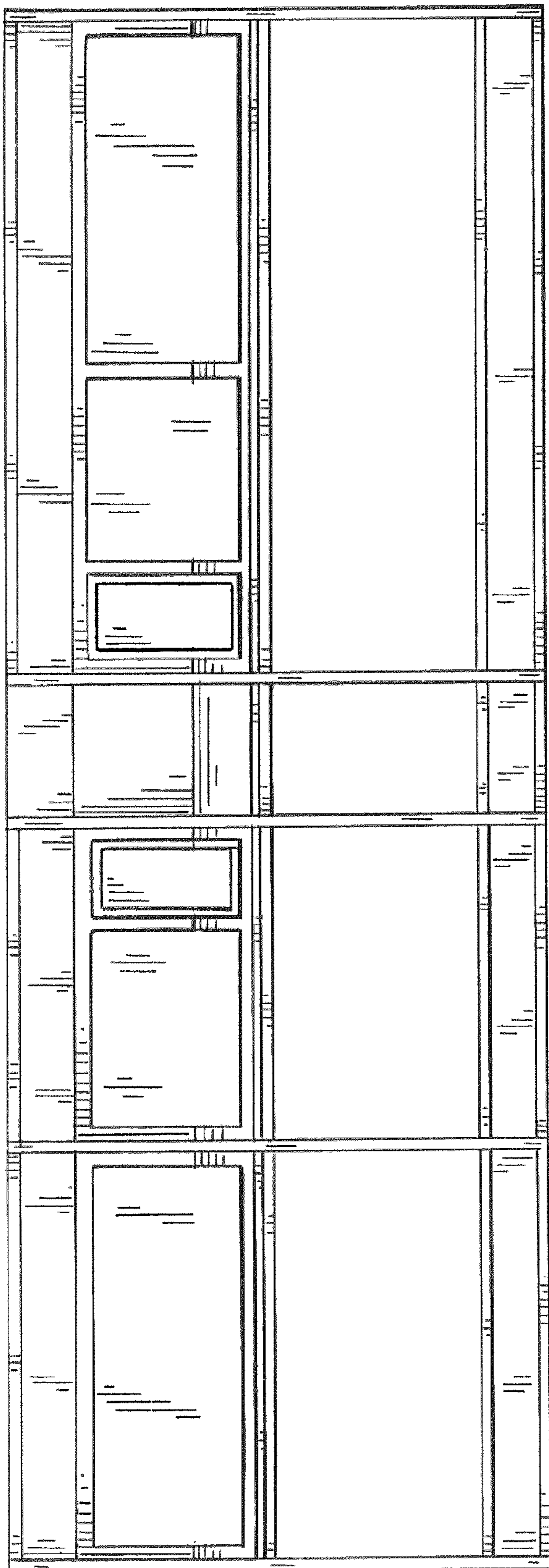


Fig. 2




Fig. 3