



US00D641982S

(12) **United States Design Patent**
Darbyshire

(10) **Patent No.:** **US D641,982 S**
(45) **Date of Patent:** **** Jul. 26, 2011**

(54) **AIRCRAFT SEAT**

(75) **Inventor:** **Martin Darbyshire**, London (GB)

(73) **Assignee:** **British Airways P.L.C.** (GB)

(**) **Term:** **14 Years**

(21) **Appl. No.:** **29/318,387**

(22) **Filed:** **May 19, 2008**

(30) **Foreign Application Priority Data**

Nov. 19, 2007 (EM) 00833603

(51) **LOC (9) Cl.** **06-01**

(52) **U.S. Cl.** **D6/356**

(58) **Field of Classification Search** D6/356,
D6/364-365, 374-375, 367, 379, 500-502;
D12/195, 345; 297/452.21, 452.29, 452.35,
297/452.38, 284.4; 244/118.5, 118.6

See application file for complete search history.

(56) **References Cited**

U.S. PATENT DOCUMENTS

D405,275	S	*	2/1999	Dryburgh et al.	D6/356
D409,010	S	*	5/1999	Papaioannou et al.	D6/356
D439,425	S	*	3/2001	Park et al.	D6/356
D487,981	S	*	4/2004	Ludeke et al.	D6/356
D558,992	S	*	1/2008	Bock	D6/356
D592,412	S	*	5/2009	Suge et al.	D6/356
D611,260	S	*	3/2010	Plant	D6/356

* cited by examiner

Primary Examiner — Caron D Veynar

Assistant Examiner — Abraham Bahta

(74) *Attorney, Agent, or Firm* — Sterne, Kessler, Goldstein & Fox PLLC

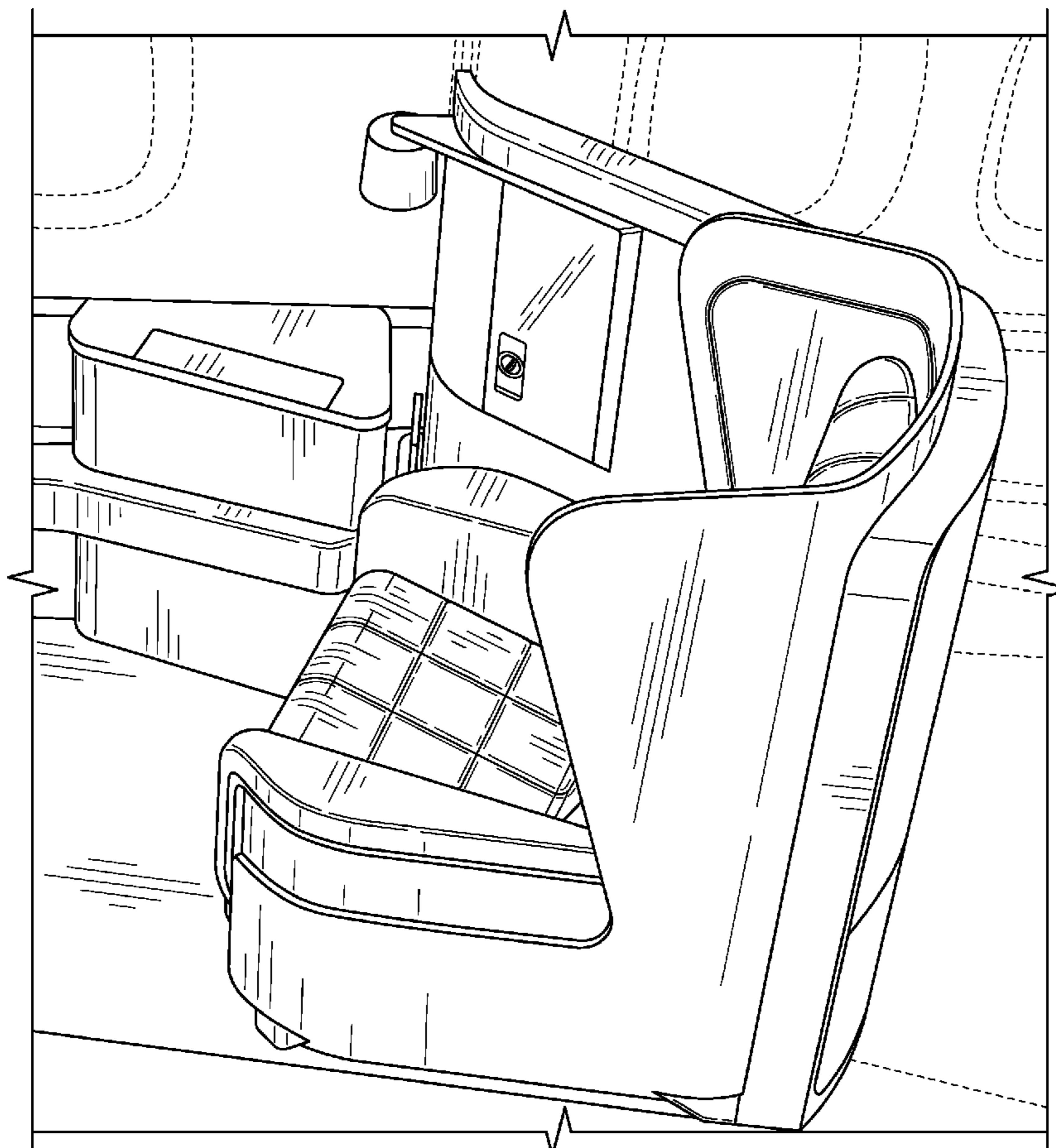
(57) **CLAIM**

The ornamental design for an aircraft seat, as shown and described.

DESCRIPTION

FIG. 1 is a perspective view of an aircraft seat showing my new design; and,
FIG. 2 is another perspective view thereof.
The broken line showing of portions of the aircraft seat is included for the purpose of illustrating environmental structure and forms no part of the claimed design.

1 Claim, 2 Drawing Sheets



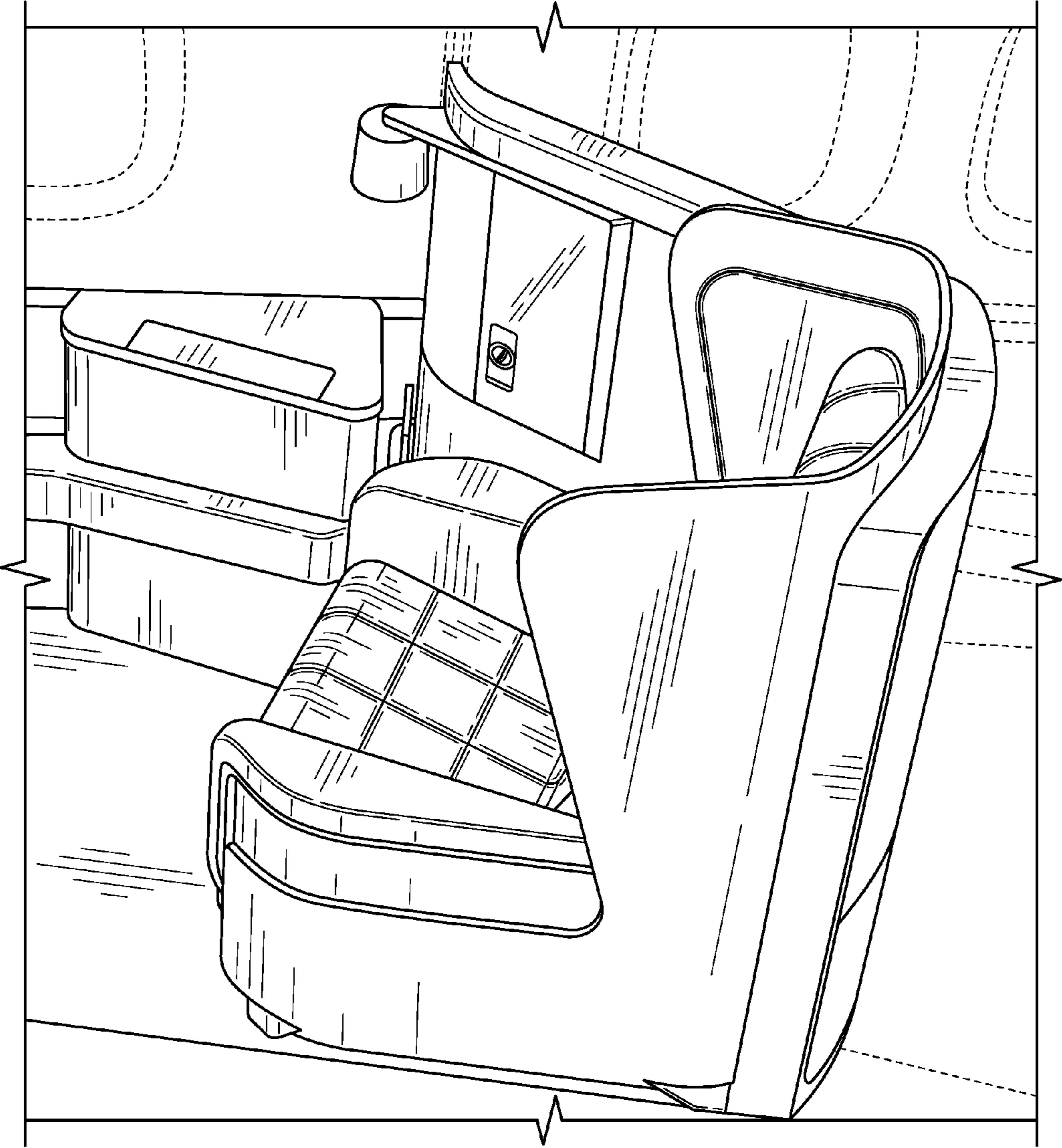


FIG. 1

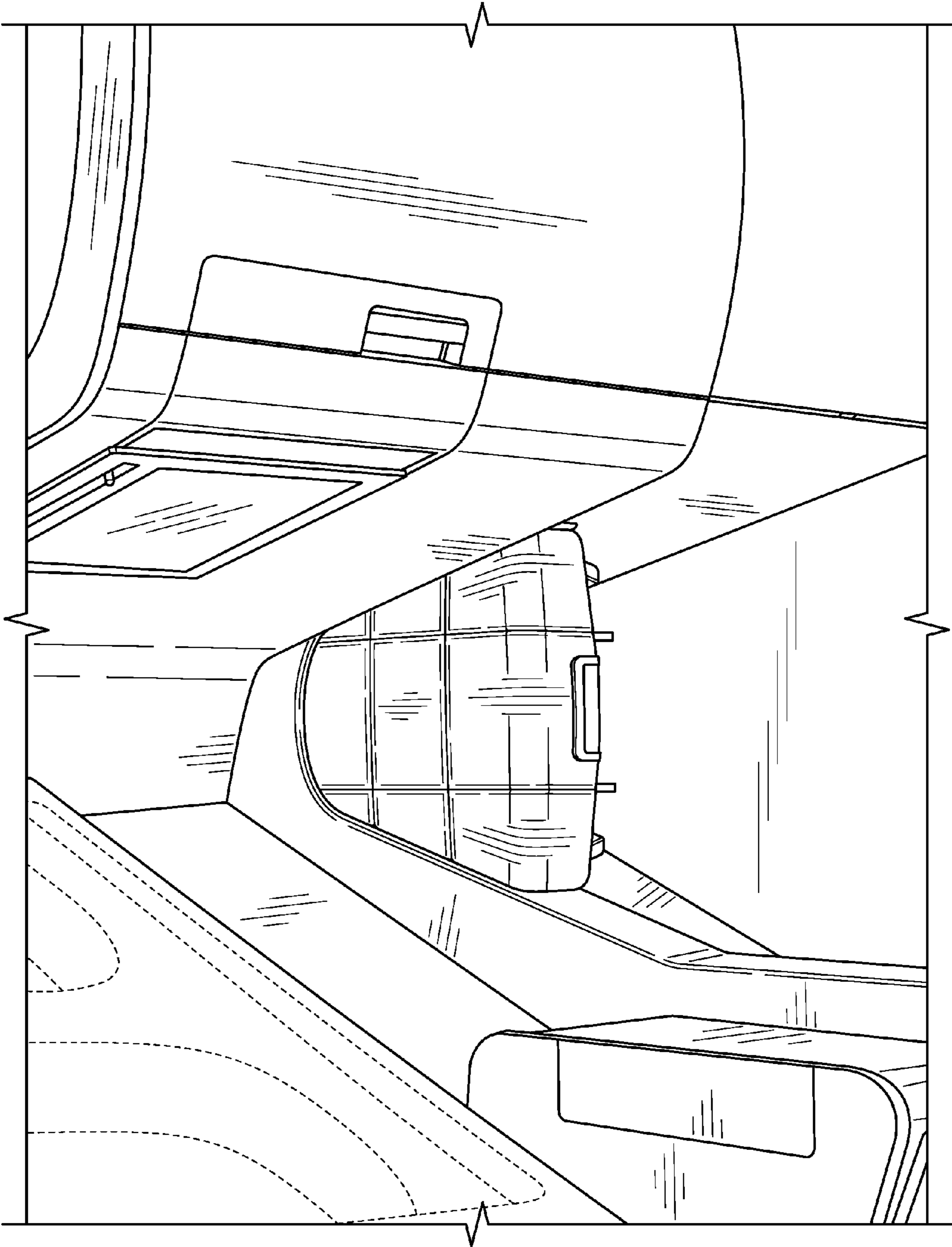


FIG. 2