



US00D641979S

(12) **United States Design Patent**
Goodman et al.

(10) **Patent No.:** **US D641,979 S**
(45) **Date of Patent:** **** Jul. 26, 2011**

(54) **BASKET**

(75) Inventors: **Sheldon H. Goodman**, Solon, OH (US);
Omer I. Sazir, Cleveland, OH (US);
Elizabeth A. Cho, Strongsville, OH (US)

(73) Assignee: **Spectrum Diversified Designs, Inc.**,
Streetsboro, OH (US)

(**) Term: **14 Years**

(21) Appl. No.: **29/384,945**

(22) Filed: **Feb. 7, 2011**

Related U.S. Application Data

(62) Division of application No. 29/367,894, filed on Aug. 14, 2010, now Pat. No. Des. 634,121.

(51) **LOC (9) Cl.** **03-01**

(52) **U.S. Cl.** **D3/306**

(58) **Field of Classification Search** 74/304,
74/306-309, 314, 315; D7/601-602; 220/485,
220/586; D6/566-567, 537, 540, 574, 572,
D6/510; 211/13.1, 41.3, 41.4, 86.01, 88.01,
211/134, 126.1

See application file for complete search history.

(56) **References Cited**

U.S. PATENT DOCUMENTS

D157,571 S *	3/1950	Dennis	D3/306
D348,760 S *	7/1994	Linder	D3/306
D373,039 S	8/1996	Cohen et al.		
D382,710 S	8/1997	Henderson		
D394,733 S *	5/1998	Nowicki	D30/114
D399,381 S	10/1998	Hoernig		
D412,080 S	7/1999	Emery et al.		
D419,771 S	2/2000	Chen		
D420,513 S	2/2000	Chen		

D434,718 S	12/2000	Kreisler		
D449,752 S	10/2001	Snell		
D450,213 S	11/2001	Snell		
D472,749 S	4/2003	Walker		
D507,108 S	7/2005	Suero, Jr.		
D512,223 S *	12/2005	Snell	D3/304
D520,701 S *	5/2006	Plikuhn	D32/55
D539,542 S	4/2007	Acikgoz et al.		
D554,417 S	11/2007	Thorsteinsson et al.		
D568,646 S *	5/2008	Snider	D6/510
D578,762 S *	10/2008	Smith et al.	D6/566
D608,598 S	1/2010	Goodman et al.		
D608,599 S	1/2010	Goodman et al.		
D616,252 S	5/2010	Goodman et al.		
D616,254 S	5/2010	Goodman et al.		
D616,255 S	5/2010	Goodman et al.		
D622,107 S	8/2010	Goodman et al.		
D629,656 S *	12/2010	Goodman et al.	D7/601
D634,121 S *	3/2011	Goodman et al.	D3/306
D634,122 S *	3/2011	Goodman et al.	D3/306

* cited by examiner

Primary Examiner — Elizabeth Albert

Assistant Examiner — Kelley Donnelly

(74) *Attorney, Agent, or Firm* — Pearne & Gordon LLP

(57) **CLAIM**

The ornamental design for a basket, as shown and described.

DESCRIPTION

FIG. 1 is a perspective view of a basket showing our new design;

FIG. 2 is a top plan view thereof;

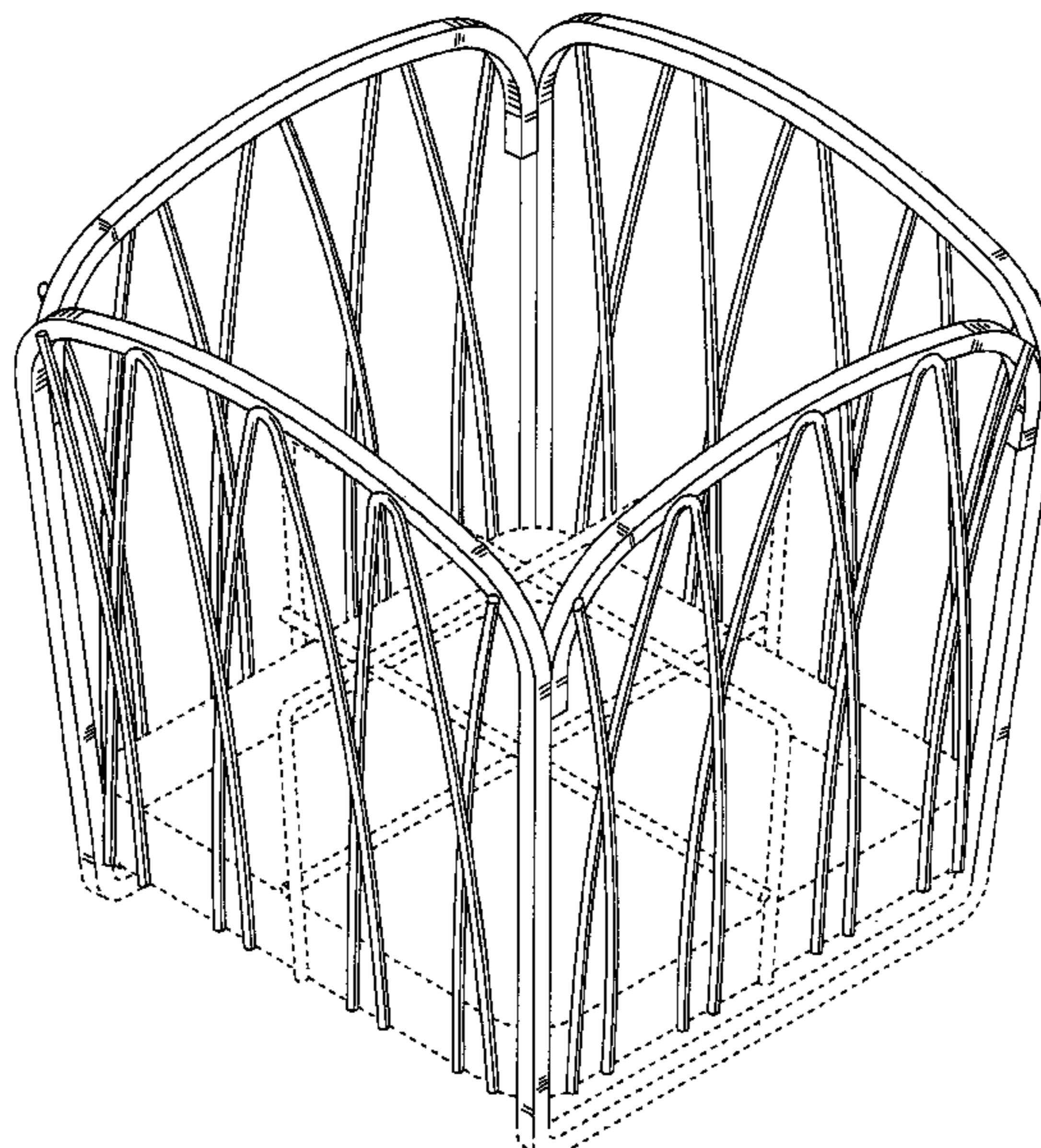
FIG. 3 is a front elevational view thereof;

FIG. 4 is a right side elevational view thereof, the left side elevational view being identical; and,

FIG. 5 is a bottom plan view thereof.

The dotted-line showing in the drawings illustrates environmental matter and forms no part of the claimed design.

1 Claim, 3 Drawing Sheets



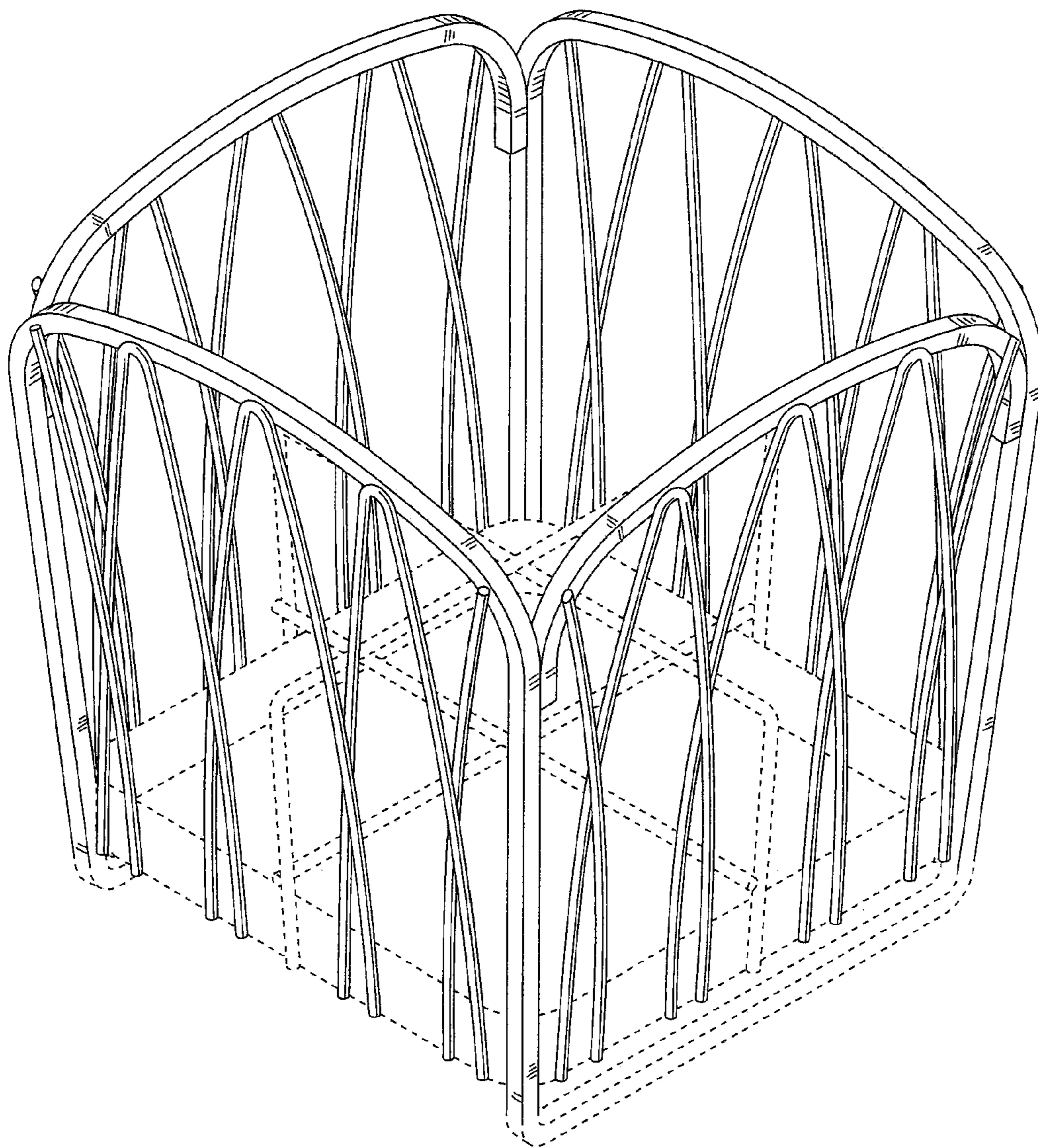


FIG. 1




FIG. 2

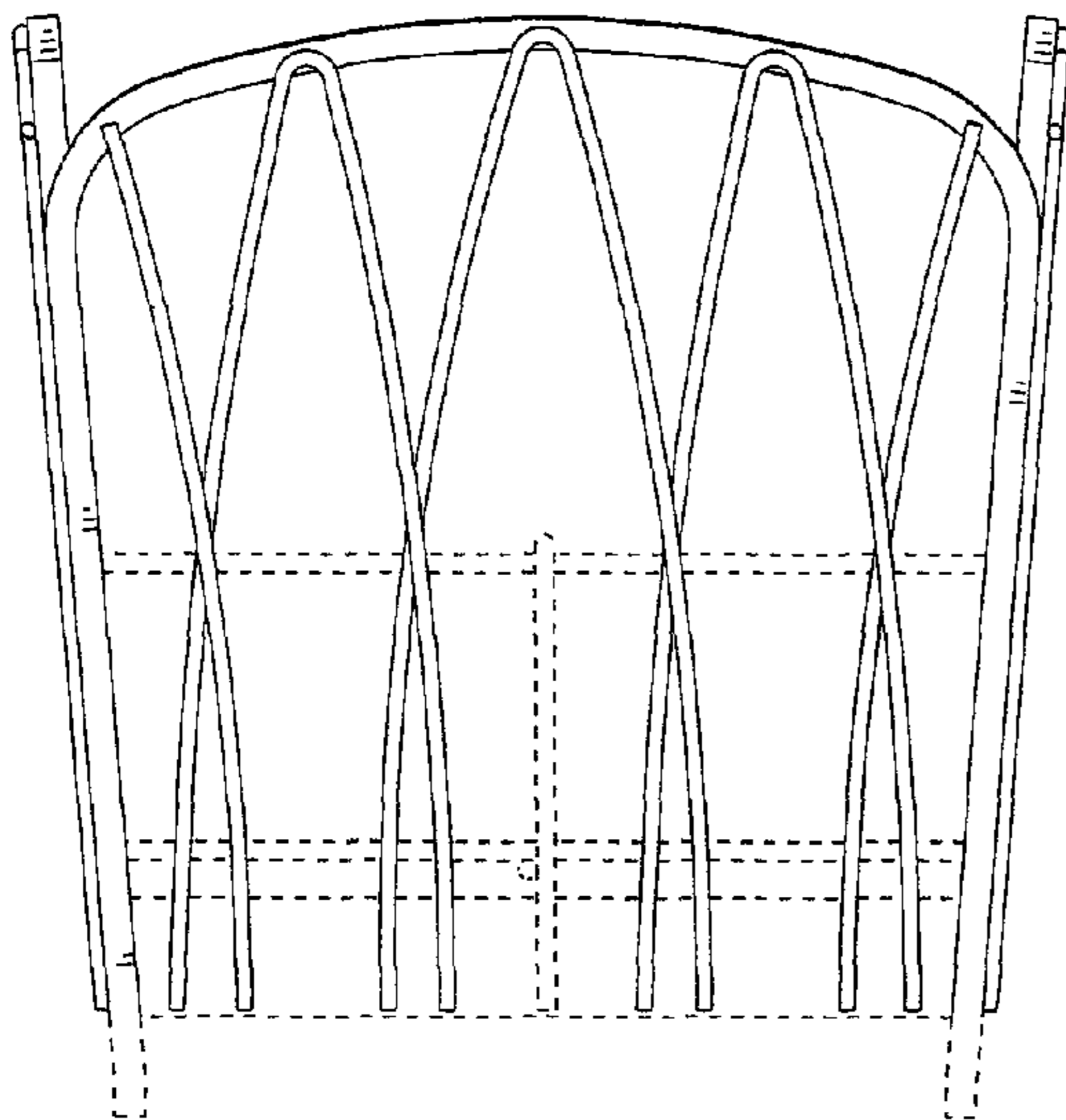


FIG. 3

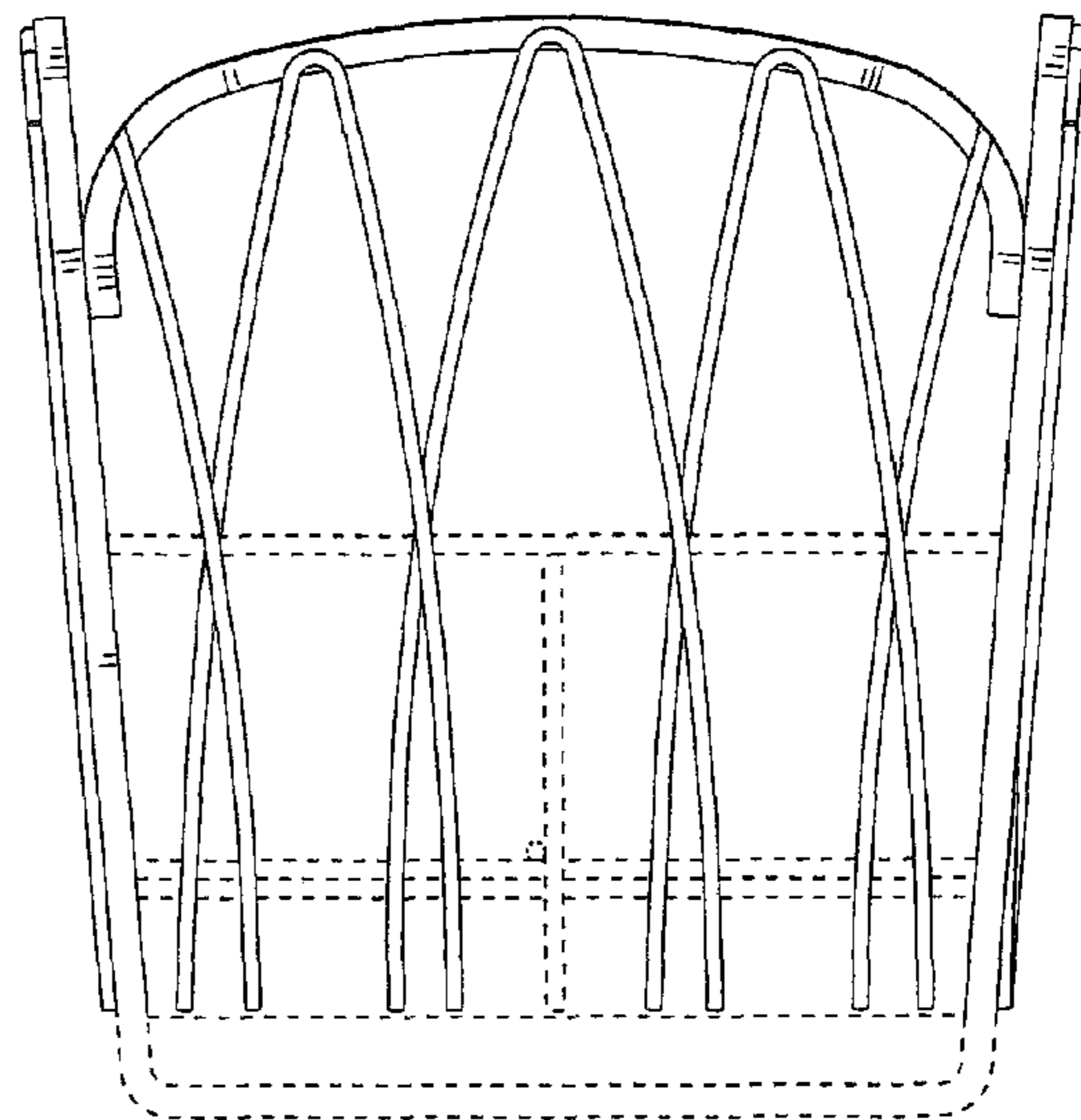


FIG. 4




FIG. 5