



US00D641973S

(12) **United States Design Patent**  
**Quehl**

(10) **Patent No.:** **US D641,973 S**

(45) **Date of Patent:** **\*\* Jul. 26, 2011**

(54) **BACKPACK**

(75) Inventor: **Luis Quehl**, Santa Rosa, CA (US)

(73) Assignee: **Daymen Canada Acquisition ULC**,  
Vancouver, British Columbia (CA)

(\*\*) Term: **14 Years**

(21) Appl. No.: **29/342,103**

(22) Filed: **Aug. 18, 2009**

(51) **LOC (9) Cl.** ..... **03-01**

(52) **U.S. Cl.** ..... **D3/217**

(58) **Field of Classification Search** ..... D3/214,  
D3/215, 216, 217, 270; D2/830; 224/153,  
224/576, 577, 578

See application file for complete search history.

(56) **References Cited**

**U.S. PATENT DOCUMENTS**

D340,351	S *	10/1993	Wrath	.....	D3/217
D387,198	S *	12/1997	Lehmann et al.	.....	D3/217
D403,853	S *	1/1999	Lothrop et al.	.....	D3/216
D418,972	S *	1/2000	Gold	.....	D3/217
D448,160	S *	9/2001	Sijmons et al.	.....	D3/216
6,595,334	B1 *	7/2003	Saetia	.....	190/18 A
6,619,519	B1 *	9/2003	Nix et al.	.....	224/153
D484,686	S *	1/2004	Nordstrom et al.	.....	D3/217
D485,678	S *	1/2004	Haro	.....	D3/217
6,994,193	B2 *	2/2006	Saetia	.....	190/18 A

D550,448	S *	9/2007	Boje et al.	.....	D3/217
7,374,071	B2 *	5/2008	Lavelle	.....	224/153
2004/0094583	A1 *	5/2004	Bernbaum et al.	.....	224/153
2008/0029562	A1 *	2/2008	Hawkins et al.	.....	224/153
2009/0294499	A1 *	12/2009	McKinney et al.	.....	224/576

\* cited by examiner

*Primary Examiner* — T. Chase Nelson

(74) *Attorney, Agent, or Firm* — Medler Ferro PLLC

(57) **CLAIM**

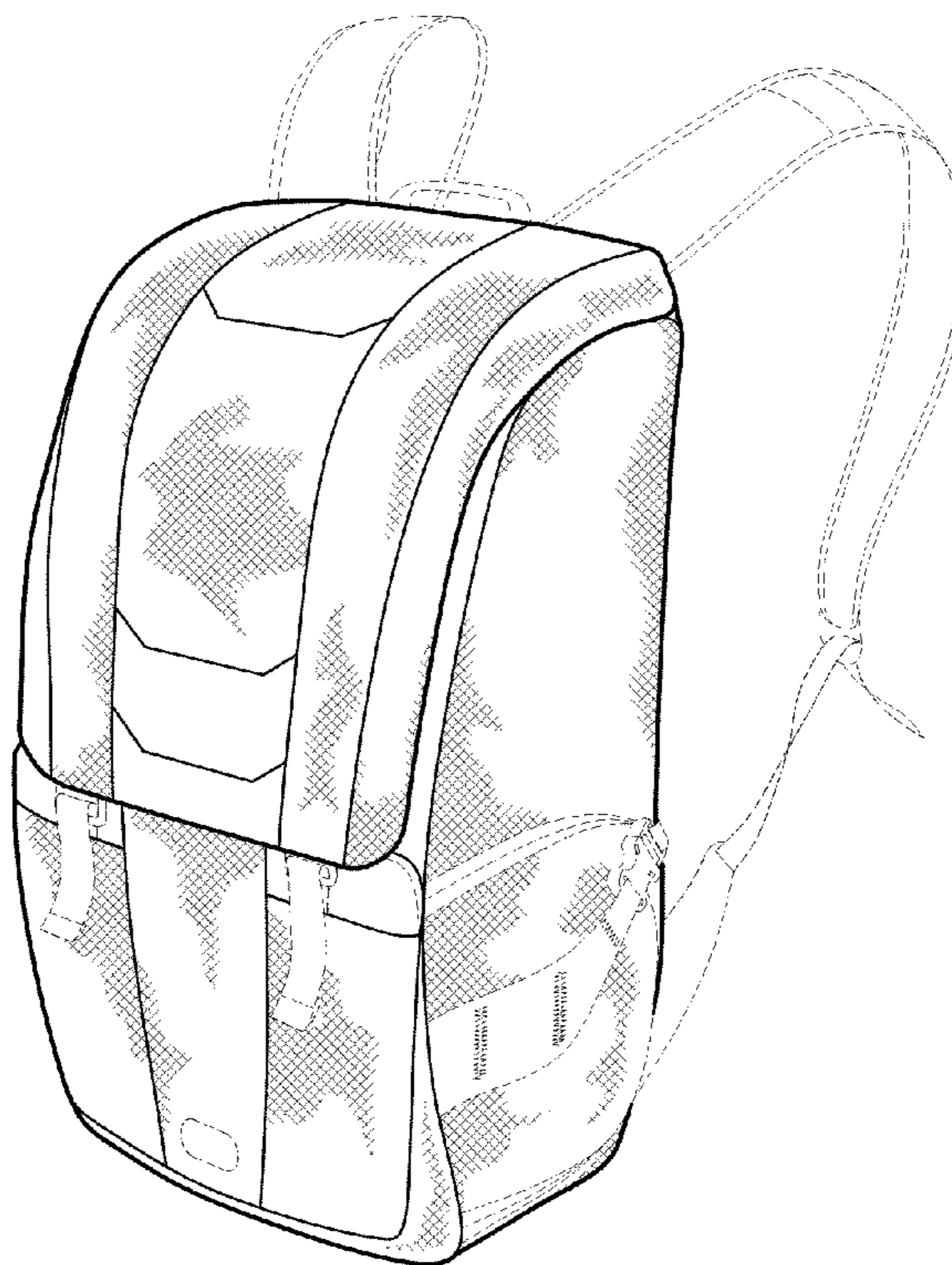
The ornamental design for a backpack, as shown and described.

**DESCRIPTION**

FIG. 1 is a perspective view of a backpack according to the embodiment of the present invention; FIG. 2 is a front view of the backpack of FIG. 1 according to the embodiment of the present invention; FIG. 3 is a side view of the backpack of FIG. 1 according to the embodiment of the present invention; FIG. 4 is another side view of the backpack of FIG. 1 according to the embodiment of the present invention; and, FIG. 5 is a back view of the backpack of FIG. 1 according to the embodiment of the present invention.

The broken lines showing straps and zippers are included for the purpose of illustrating the embodiment of the invention as it would be in use, and form no part of the claimed design.

**1 Claim, 5 Drawing Sheets**



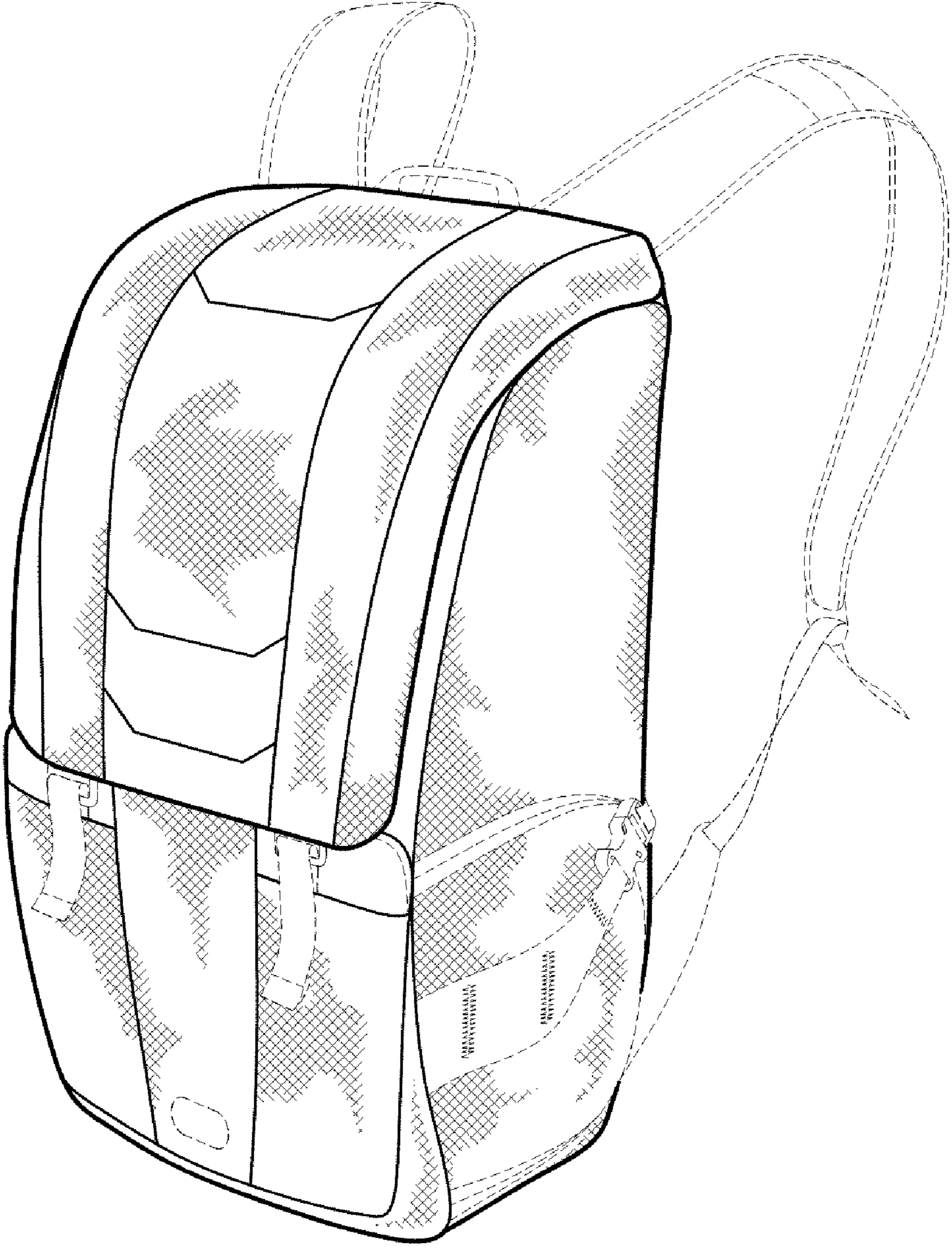


FIG. 1



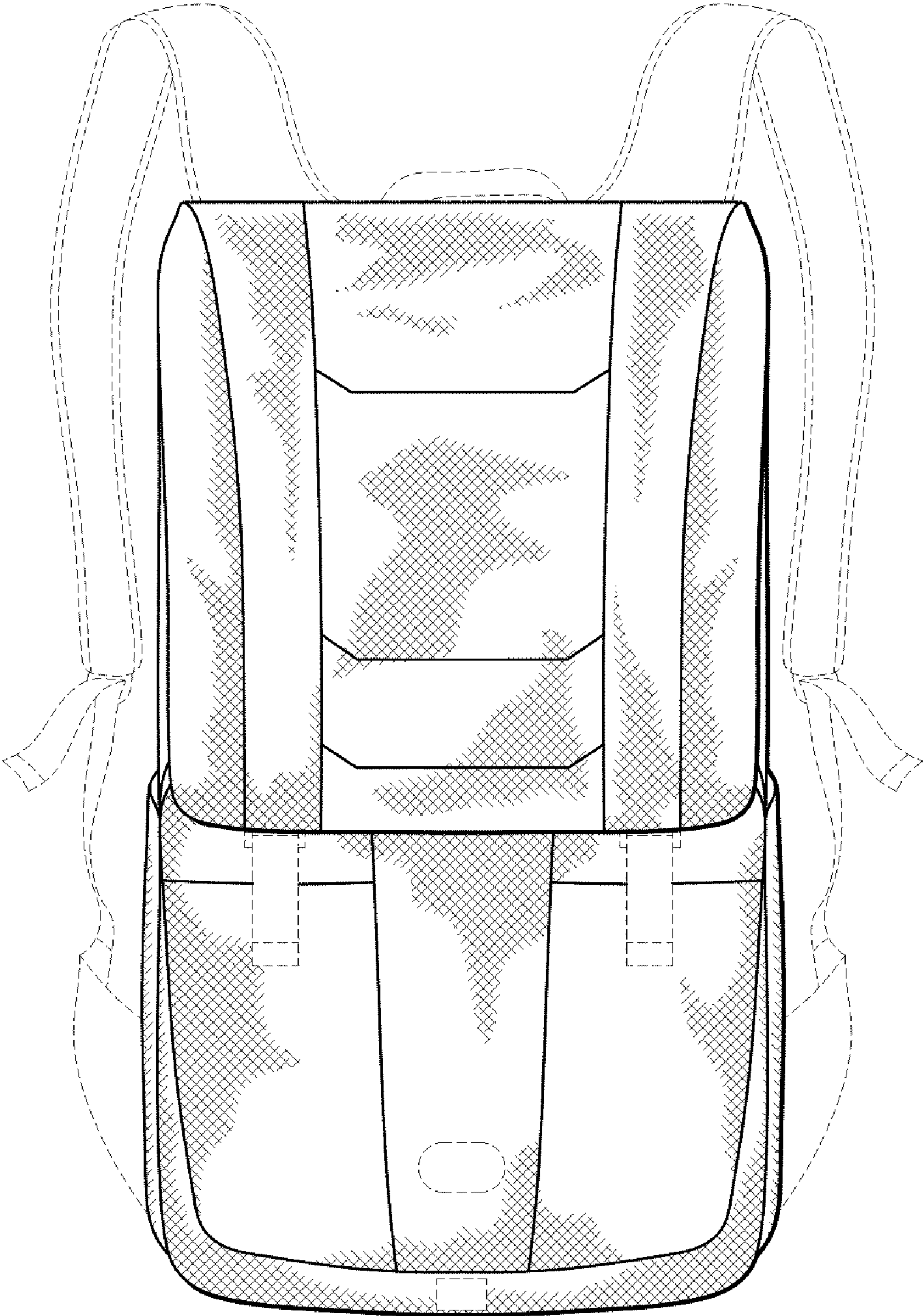


FIG. 2

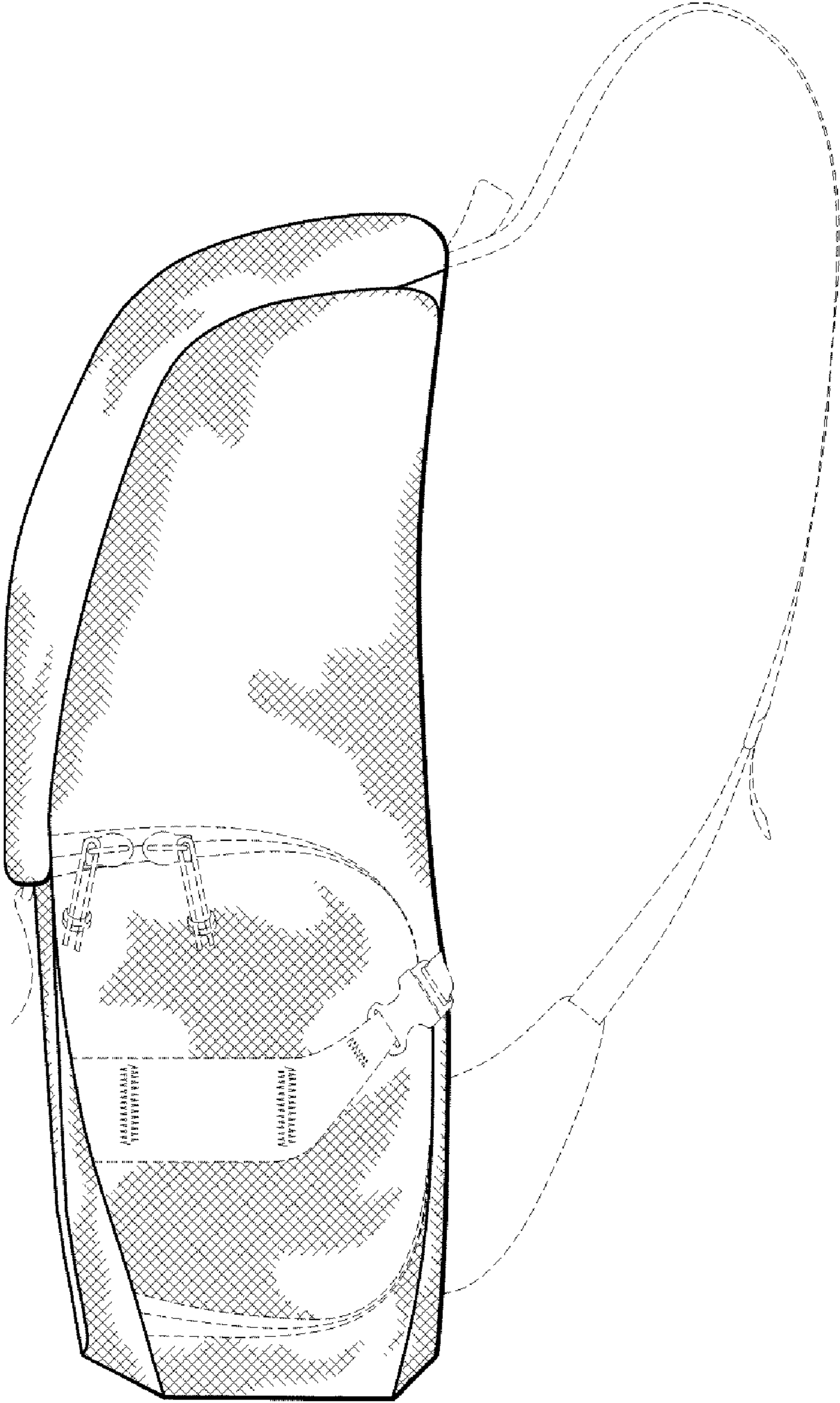


FIG. 3

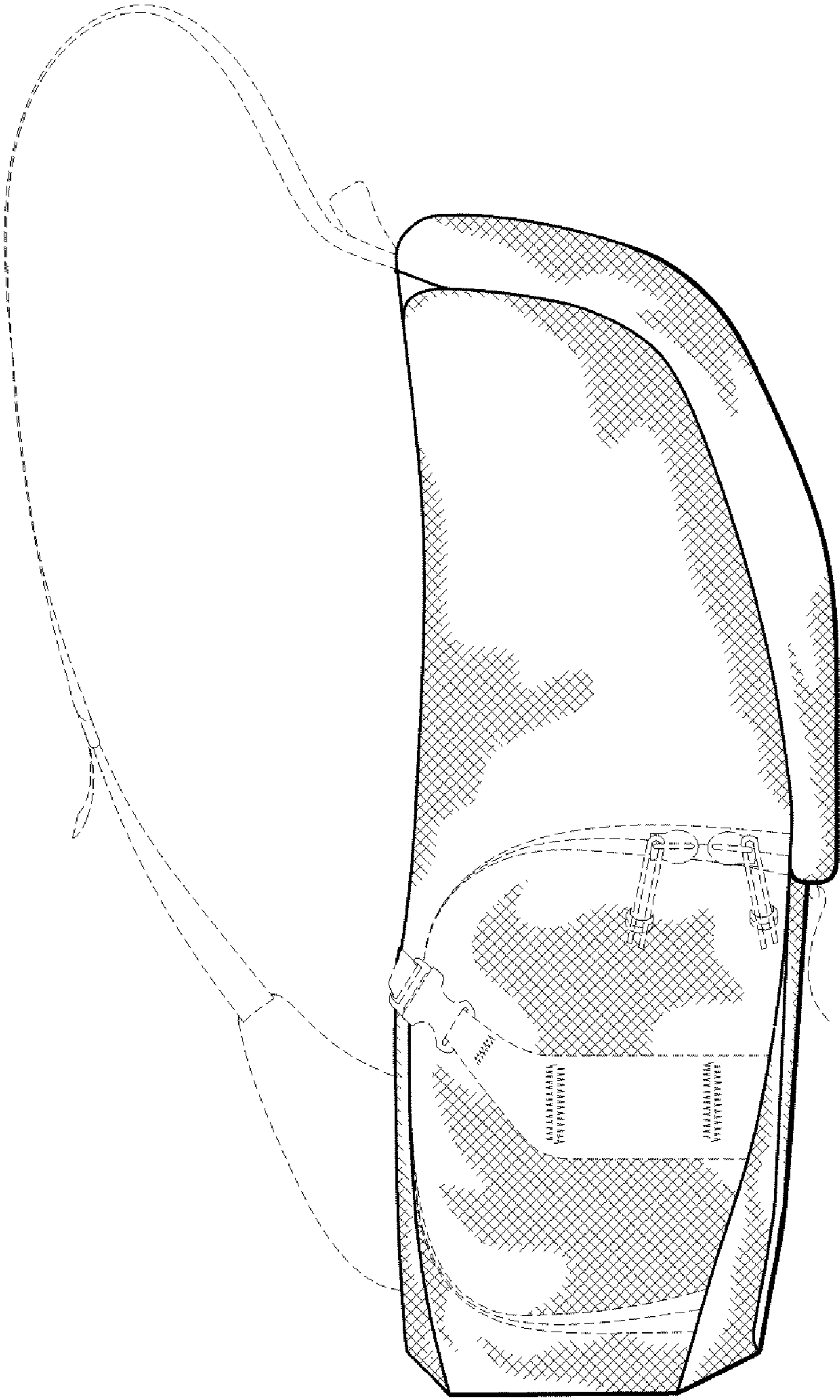


FIG. 4



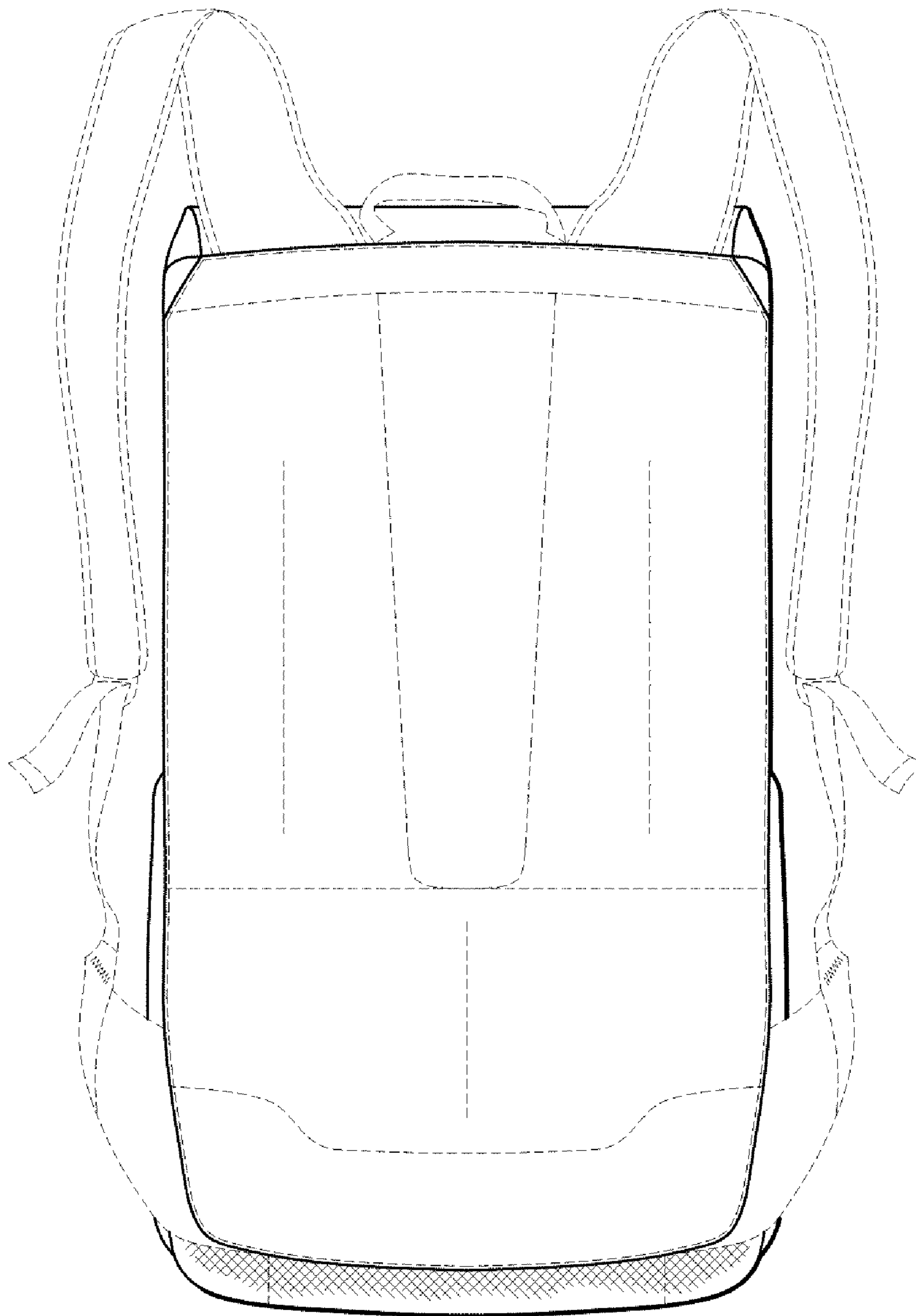


FIG. 5